

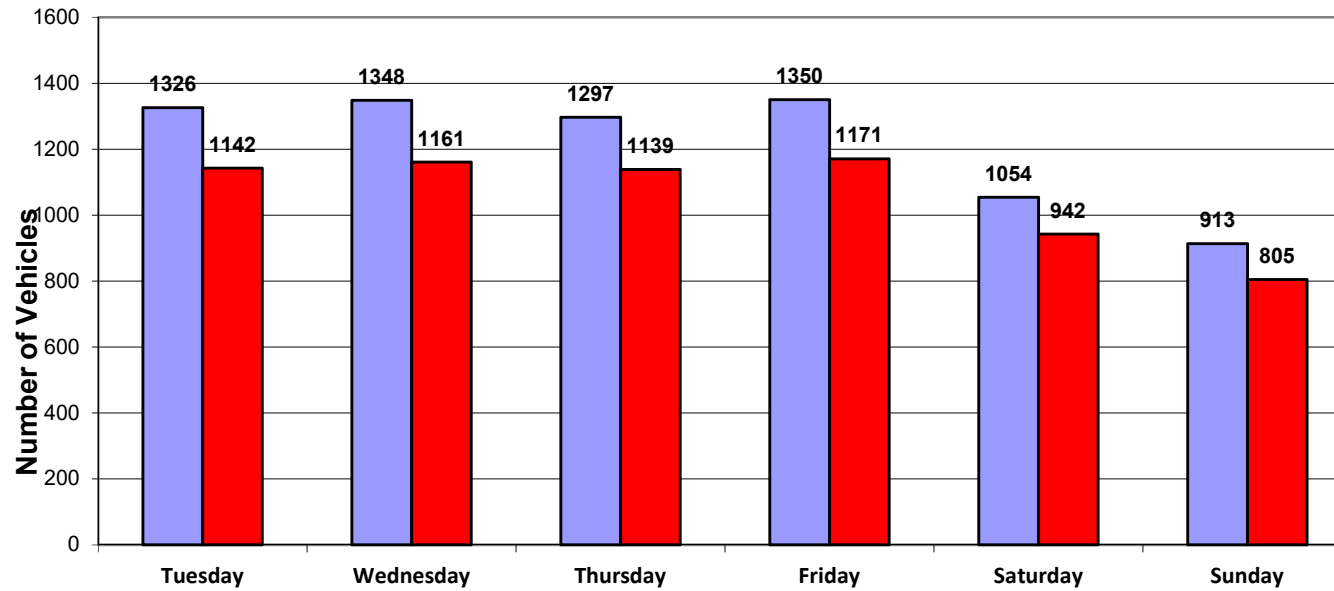
Vehicle and Speed Violator Counts



■ Tot. Vehicles ■ # Violators

Potter Road WB (sign on)

Speed Limit = 25 MPH



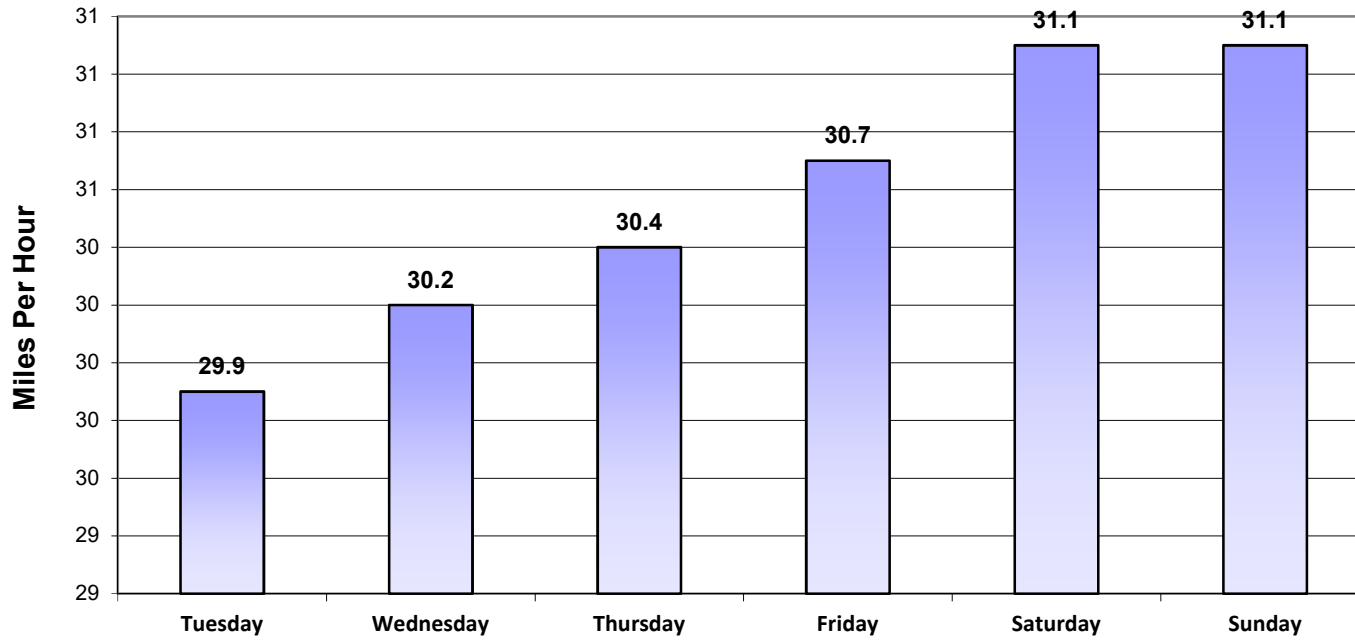
Week (6 days): 11/30/2021 - 12/5/2021

Daily Average Speeds



Potter Road WB (sign on)

Speed Limit = 25 MPH



Week (6 days): 11/30/2021 - 12/5/2021

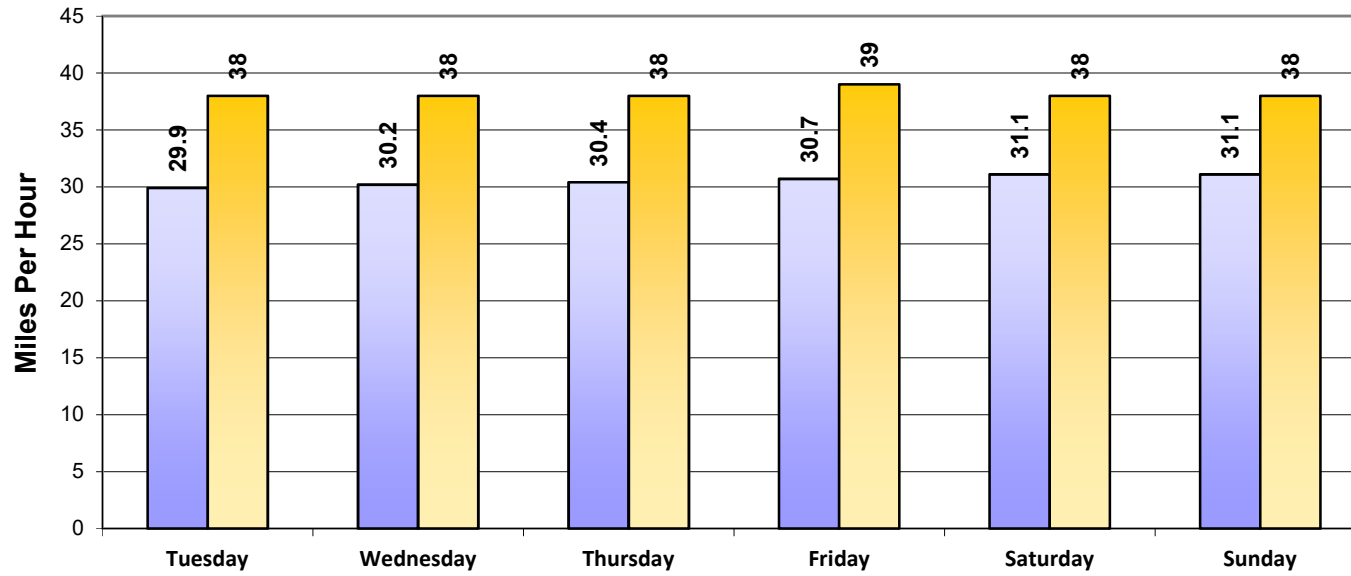
Daily Average Speeds vs. 85th Percentile Speeds



■ Avg. Speed ■ 85th pct Speed

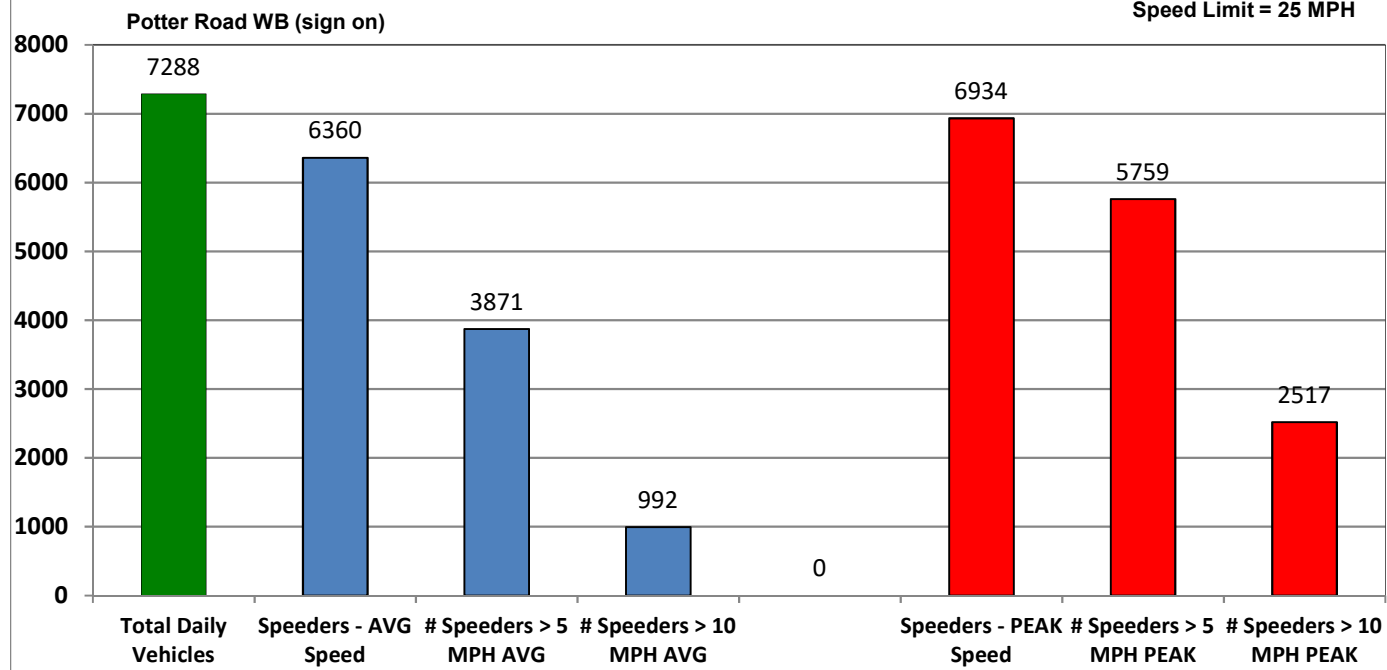
Potter Road WB (sign on)

Speed Limit = 25 MPH



Week (6 days): 11/30/2021 - 12/5/2021

Weekly Speed Summary - Vehicle Counts



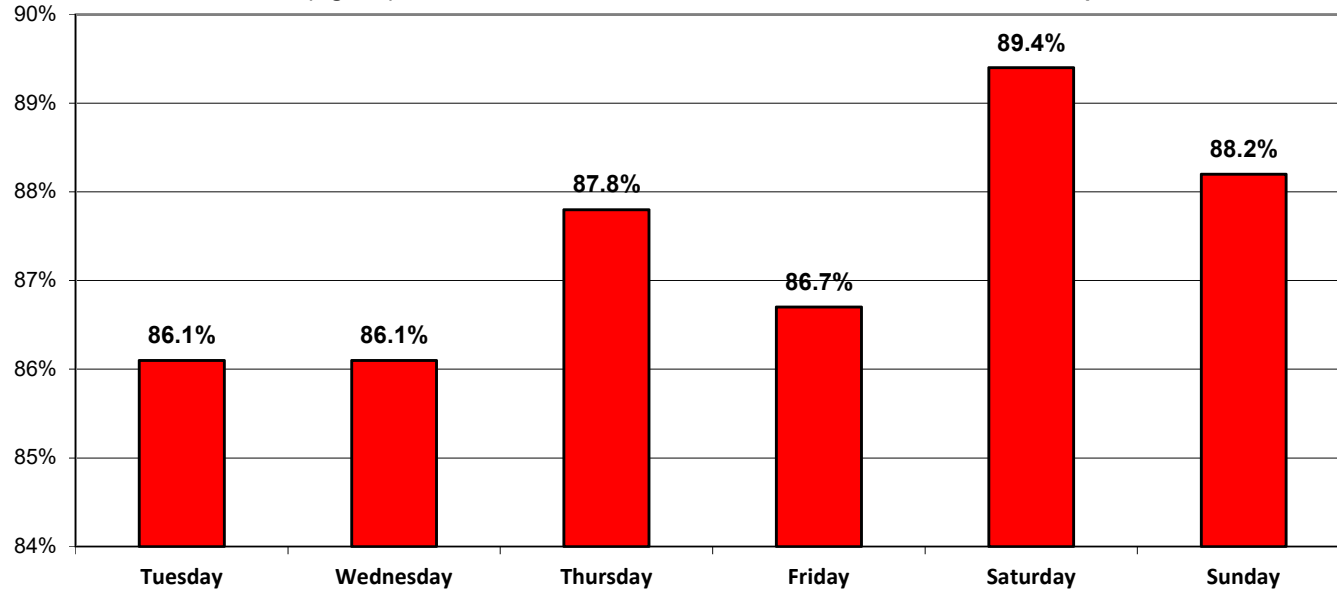
Week (6 days): 11/30/2021 - 12/5/2021

Percentage of Vehicles Speeding



Potter Road WB (sign on)

Speed Limit = 25 MPH



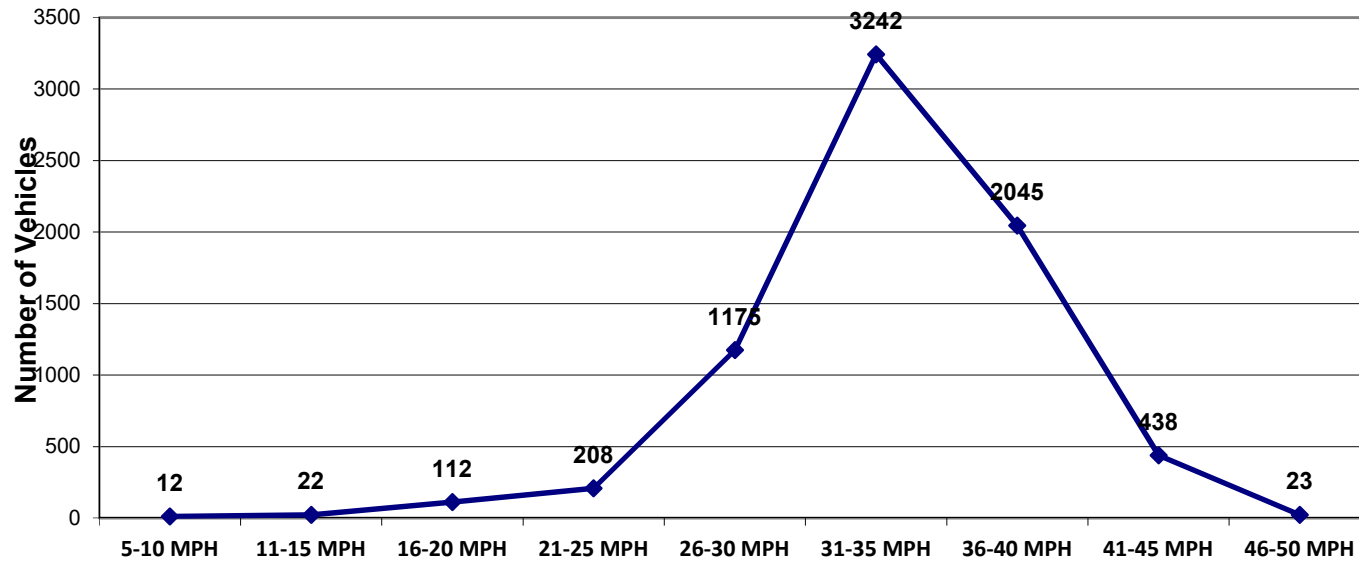
Week (6 days): 11/30/2021 - 12/5/2021

Vehicle Count by Peak Speed Bins



Potter Road WB (sign on)

Speed Limit = 25 MPH



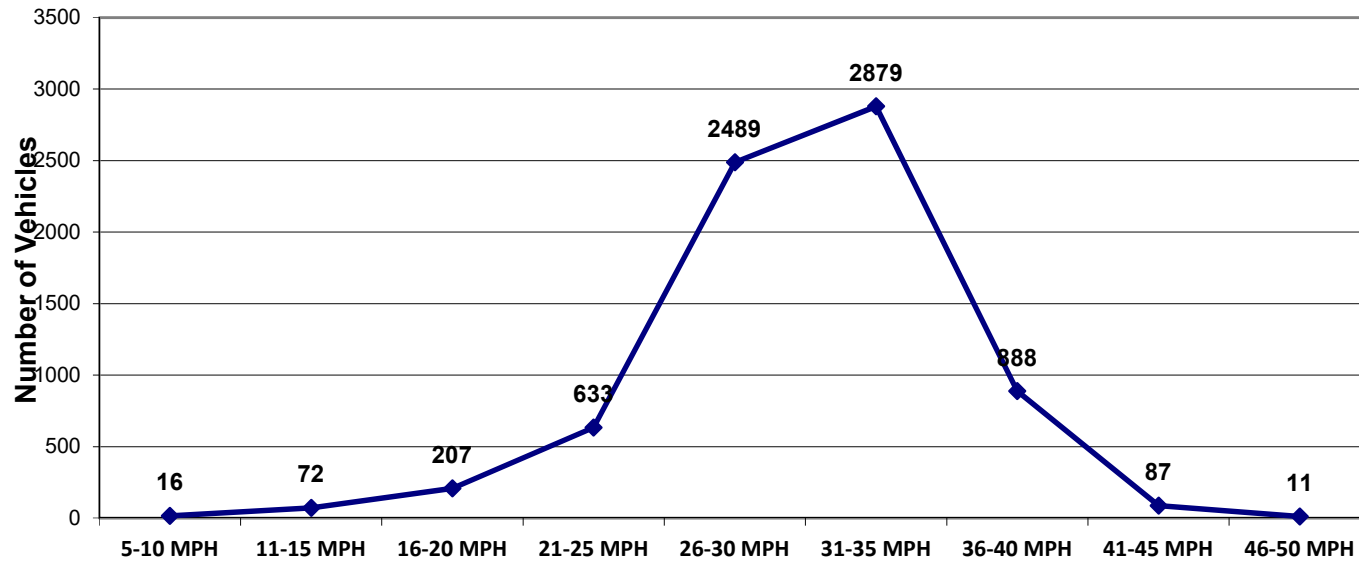
Week (6 days): 11/30/2021 - 12/5/2021

Vehicle Count by Avg. Speed Bins



Potter Road WB (sign on)

Speed Limit = 25 MPH



Week (6 days): 11/30/2021 - 12/5/2021

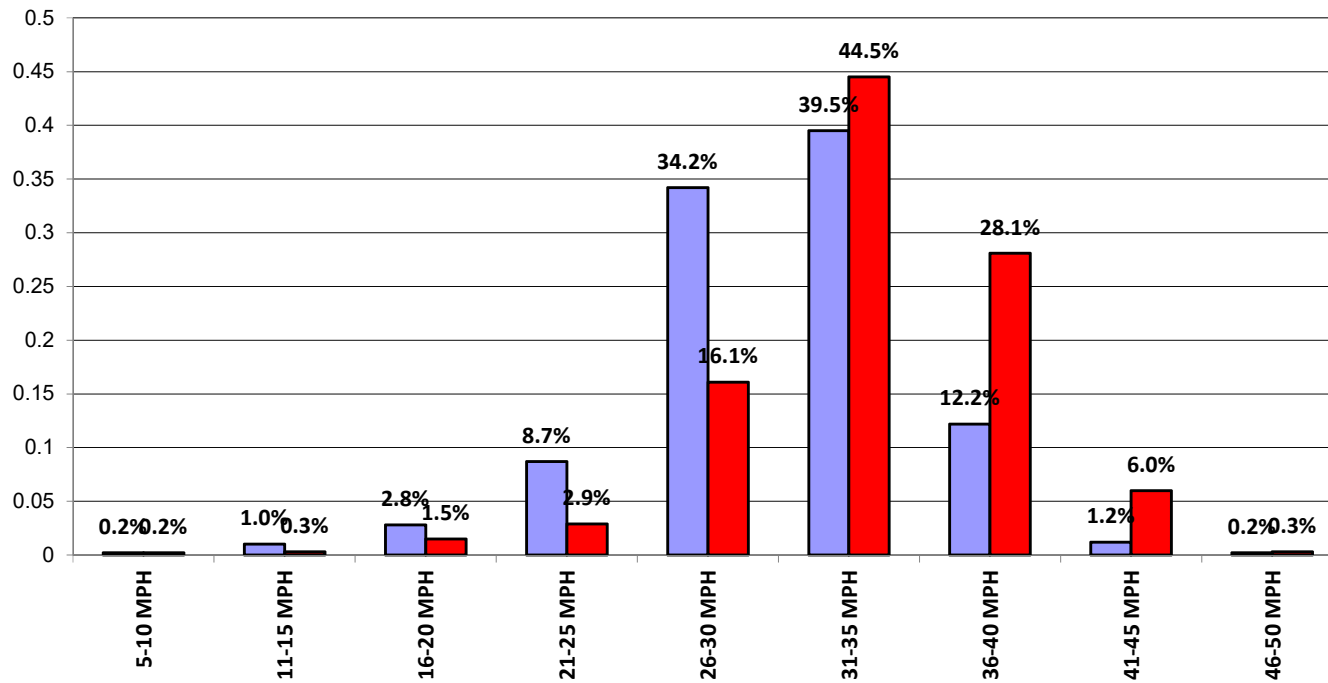
Avg. vs. Peak Speeds by Percentage

■ AVG ■ PEAK



Potter Road WB (sign on)

Speed Limit = 25 MPH



Week (6 days): 11/30/2021 - 12/5/2021

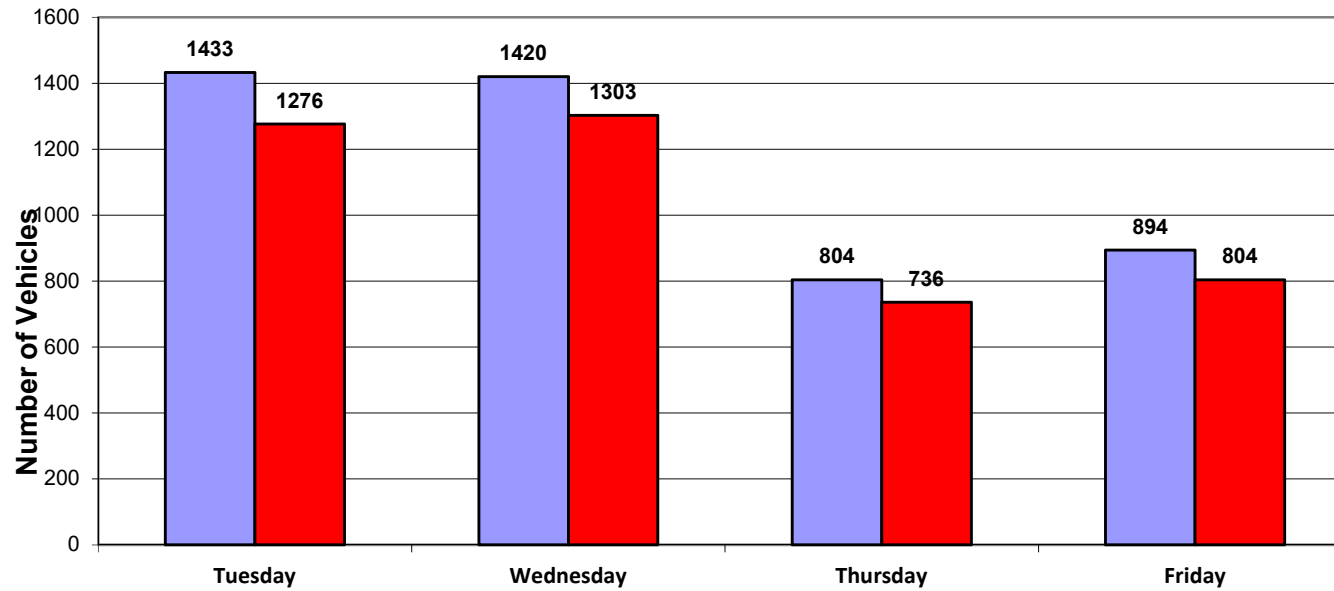
Vehicle and Speed Violator Counts



■ Tot. Vehicles ■ # Violators

Potter Road WB

Speed Limit = 25 MPH



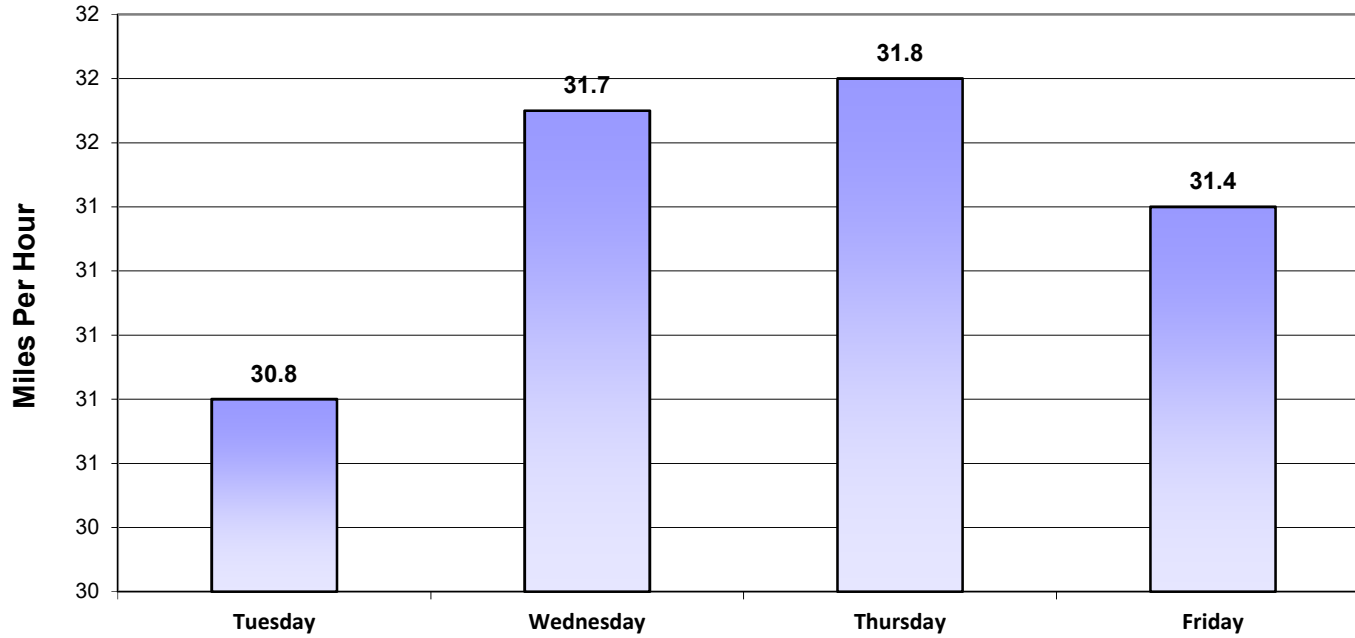
Week (4 days): 11/23/2021 - 11/26/2021

Daily Average Speeds



Potter Road WB

Speed Limit = 25 MPH



Week (4 days): 11/23/2021 - 11/26/2021

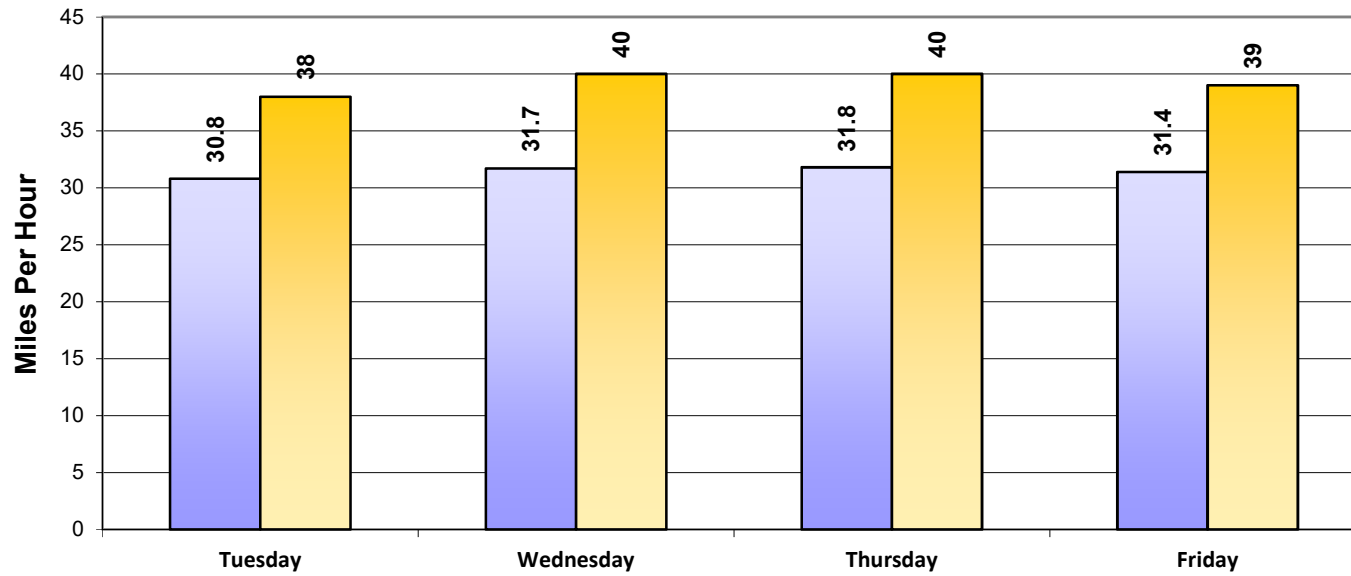
Daily Average Speeds vs. 85th Percentile Speeds



■ Avg. Speed ■ 85th pct Speed

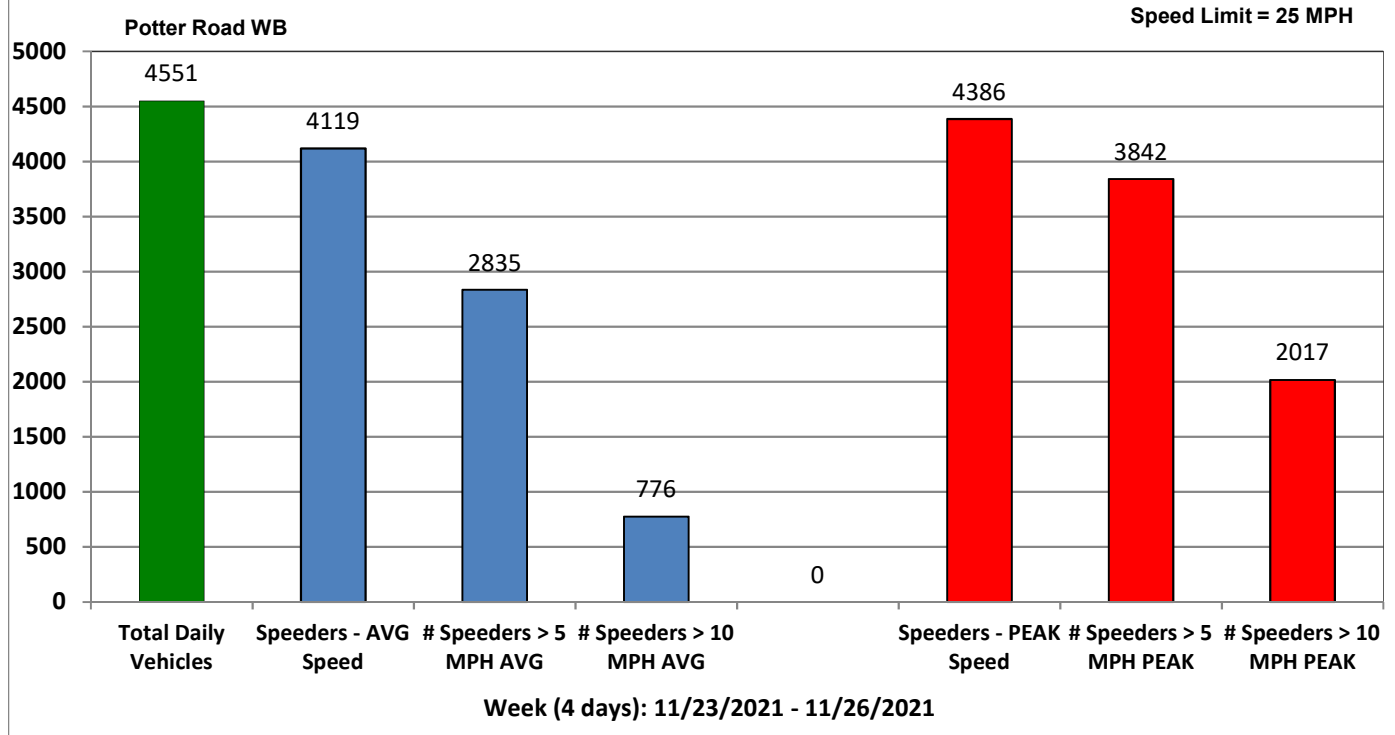
Potter Road WB

Speed Limit = 25 MPH



Week (4 days): 11/23/2021 - 11/26/2021

Weekly Speed Summary - Vehicle Counts

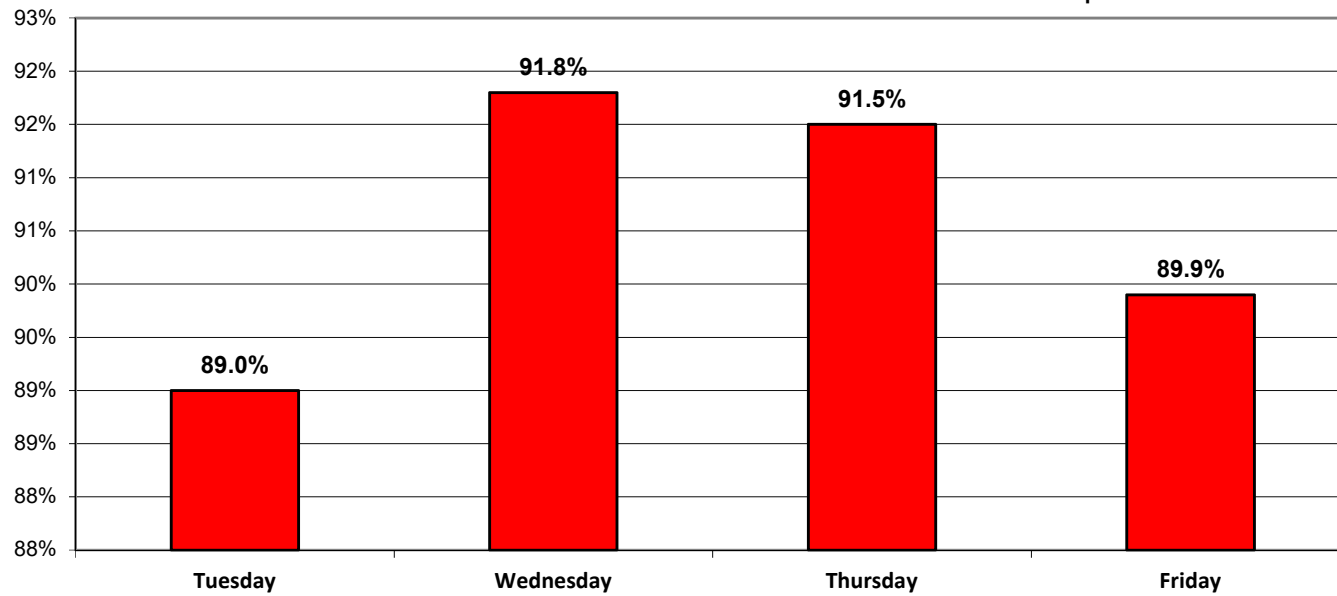


Percentage of Vehicles Speeding



Potter Road WB

Speed Limit = 25 MPH



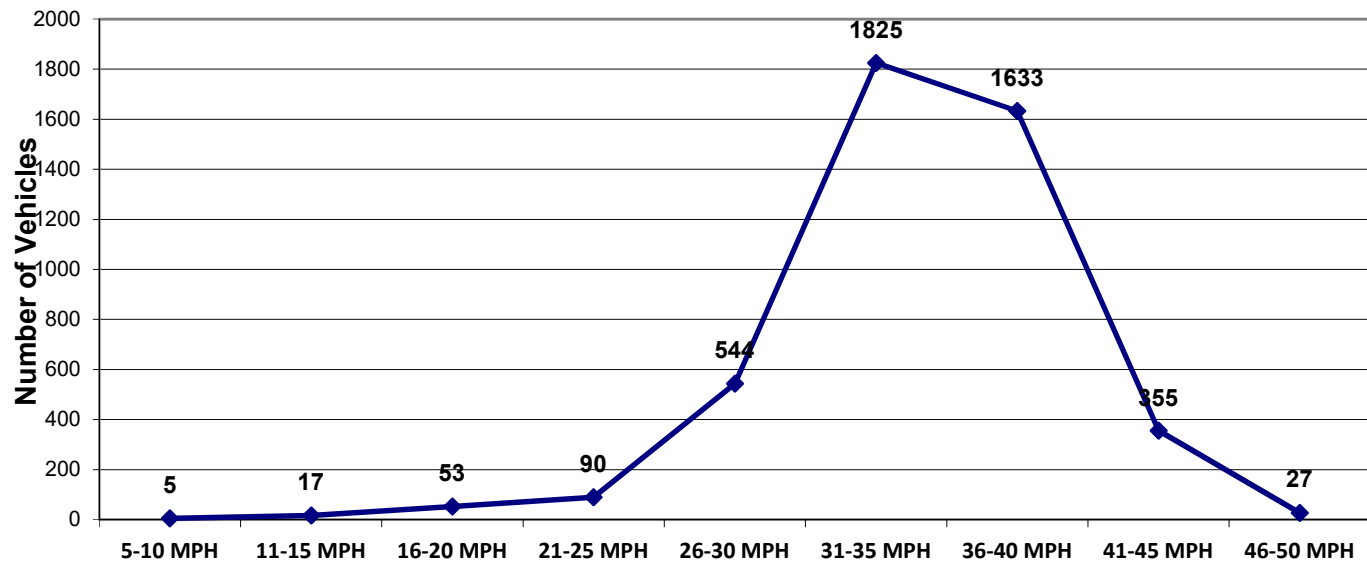
Week (4 days): 11/23/2021 - 11/26/2021

Vehicle Count by Peak Speed Bins



Potter Road WB

Speed Limit = 25 MPH



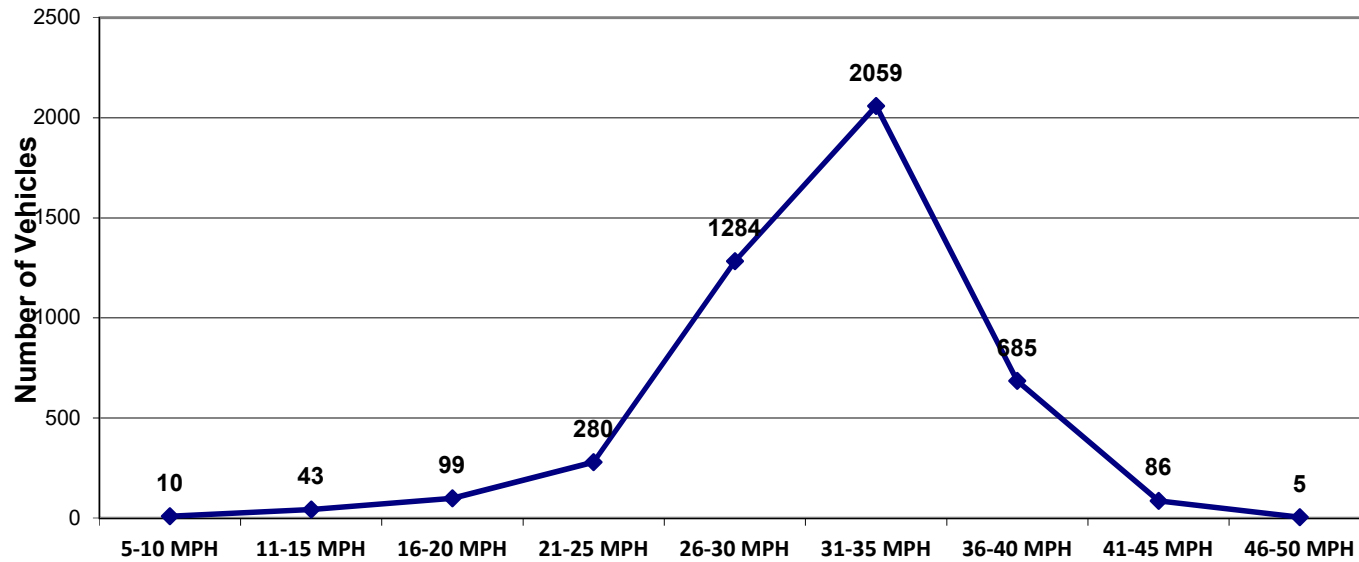
Week (4 days): 11/23/2021 - 11/26/2021

Vehicle Count by Avg. Speed Bins



Potter Road WB

Speed Limit = 25 MPH



Week (4 days): 11/23/2021 - 11/26/2021

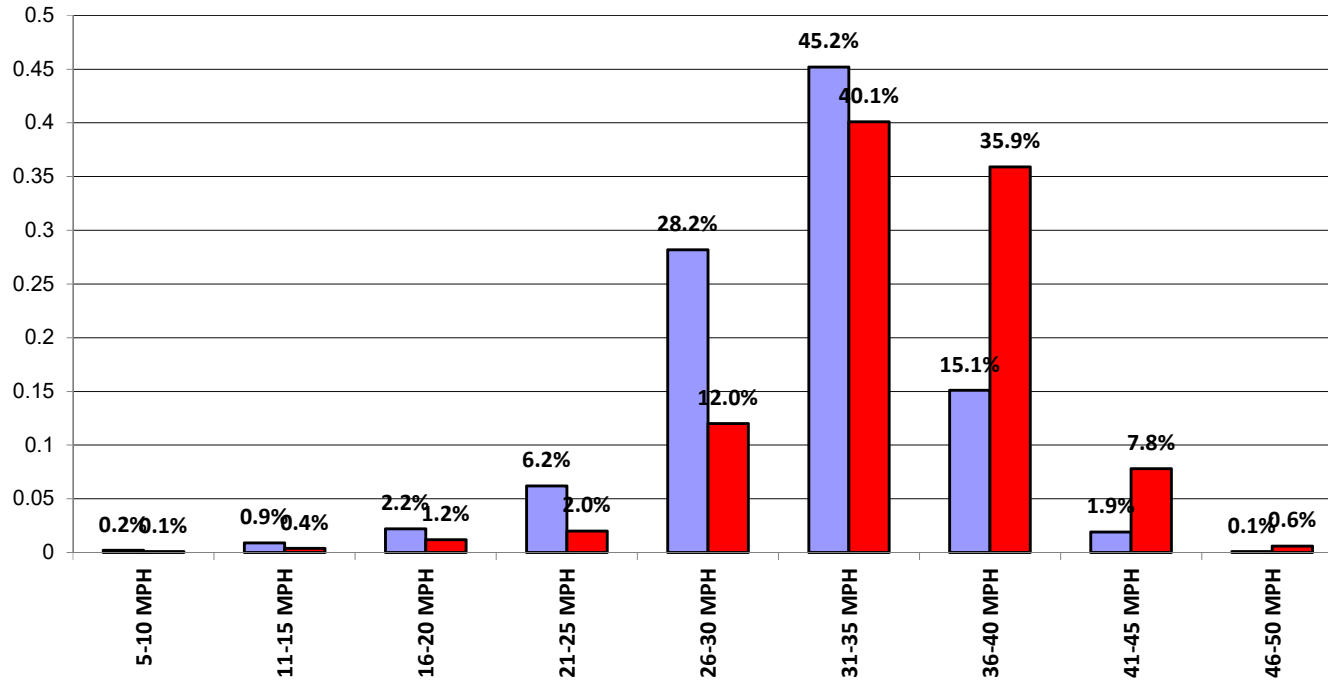
Avg. vs. Peak Speeds by Percentage

■ AVG ■ PEAK



Potter Road WB

Speed Limit = 25 MPH



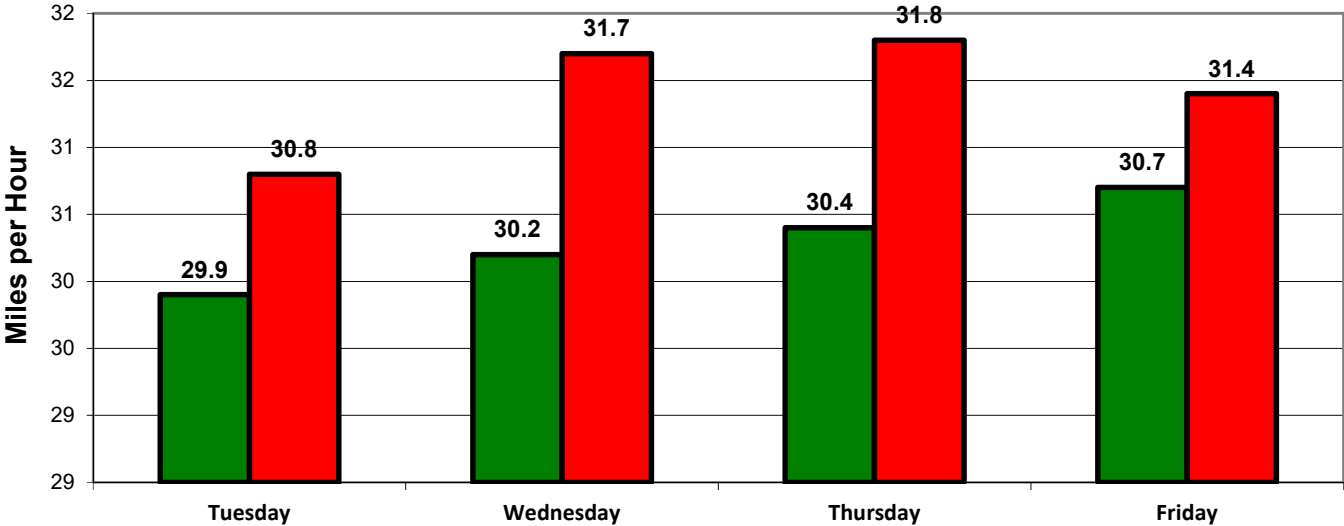
Week (4 days): 11/23/2021 - 11/26/2021

DAILY AVERAGE SPEEDS



Potter Road

Speed Limit = 25 MPH



Weeks (4 days): 11/30/2021 vs 11/23/2021

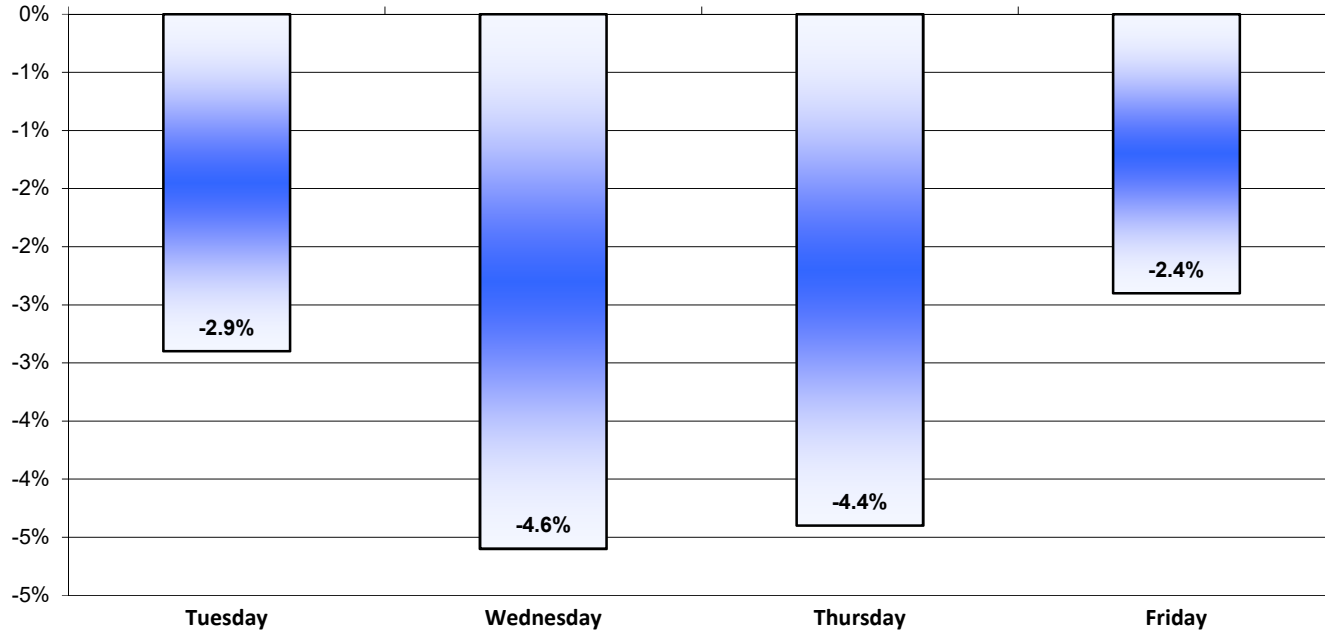
Average Daily Speeds



■ % Change ON vs. OFF

Potter Road

Speed Limit = 25 MPH



Weeks (4 days): 11/30/2021 vs 11/23/2021

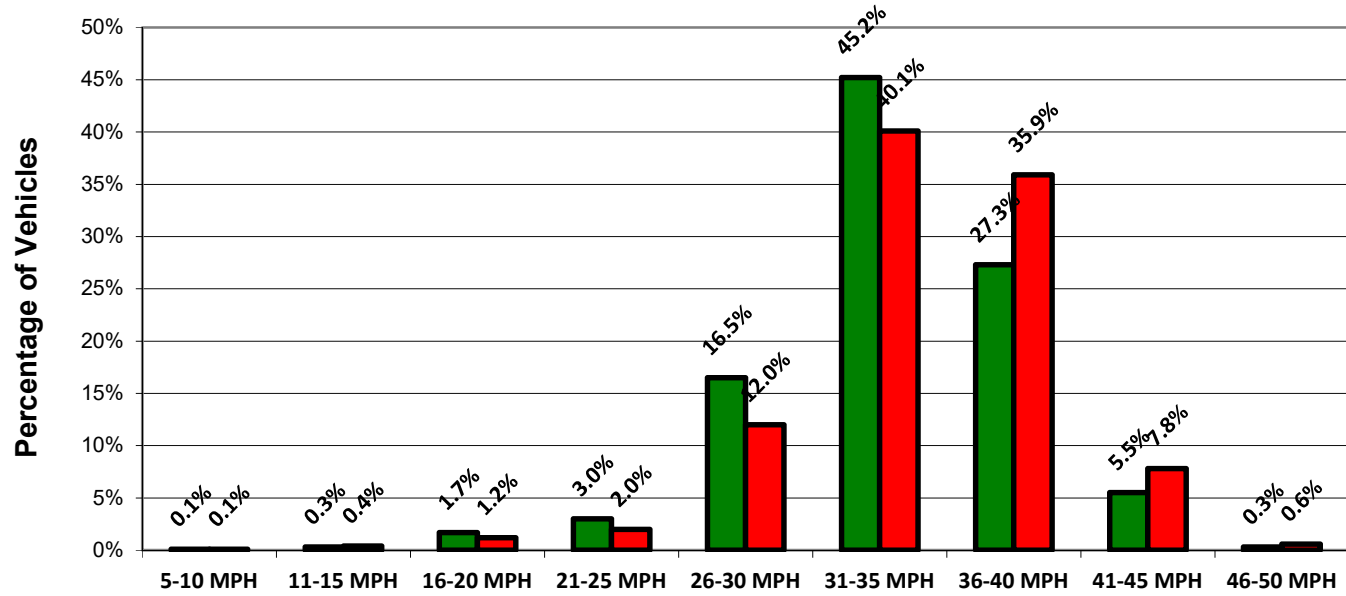
% of Vehicles: By Speed Group (Peak Speeds)



■ SIGN ON ■ SIGN OFF

Potter Road

Speed Limit = 25 MPH



Weeks (4 days): 11/30/2021 vs 11/23/2021

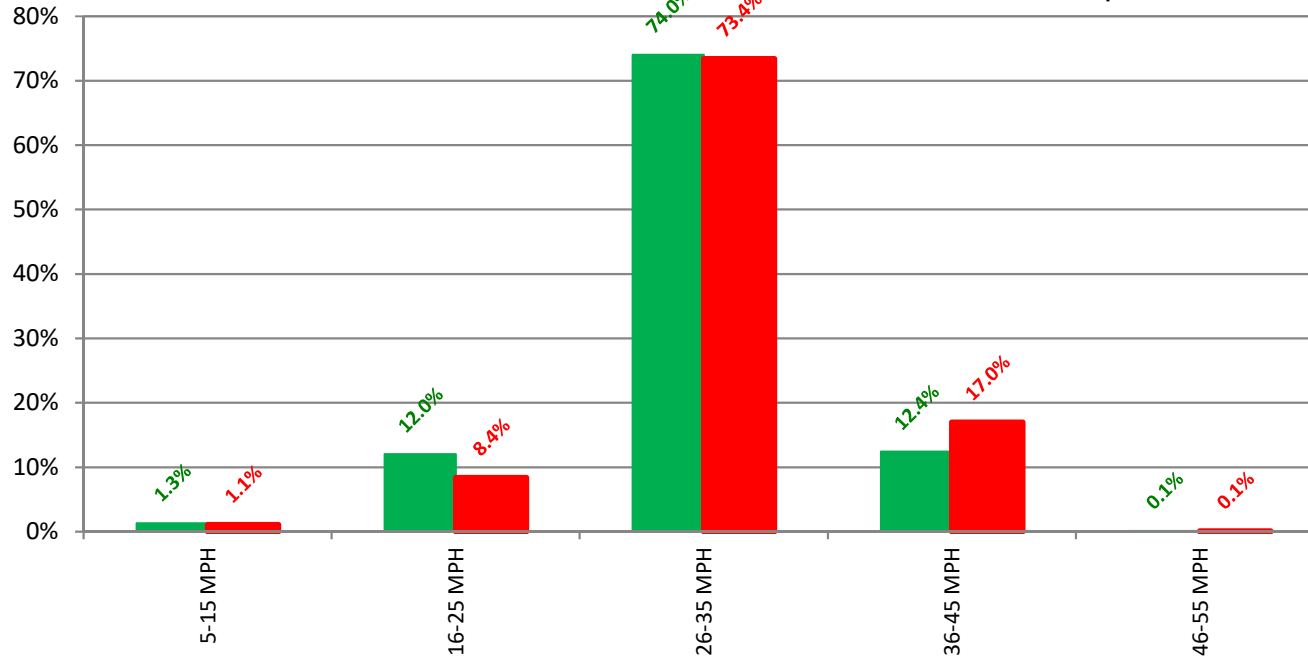
% of Vehicles: By Speed Group (Average Speed)



■ WITH SIGN ■ NO SIGN

Potter Road

Speed Limit = 25 MPH



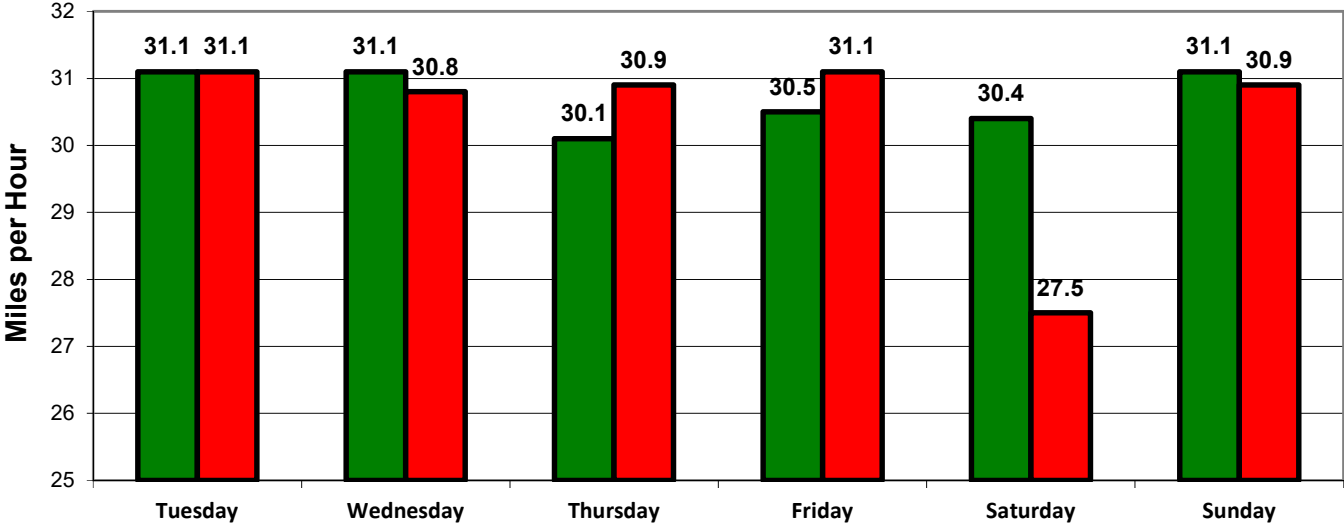
Weeks (4 days): 11/30/2021 vs 11/23/2021

DAILY AVERAGE SPEEDS



Grove Street NB

Speed Limit = 30 MPH



Weeks (6 days): 12/14/2021 vs 12/7/2021

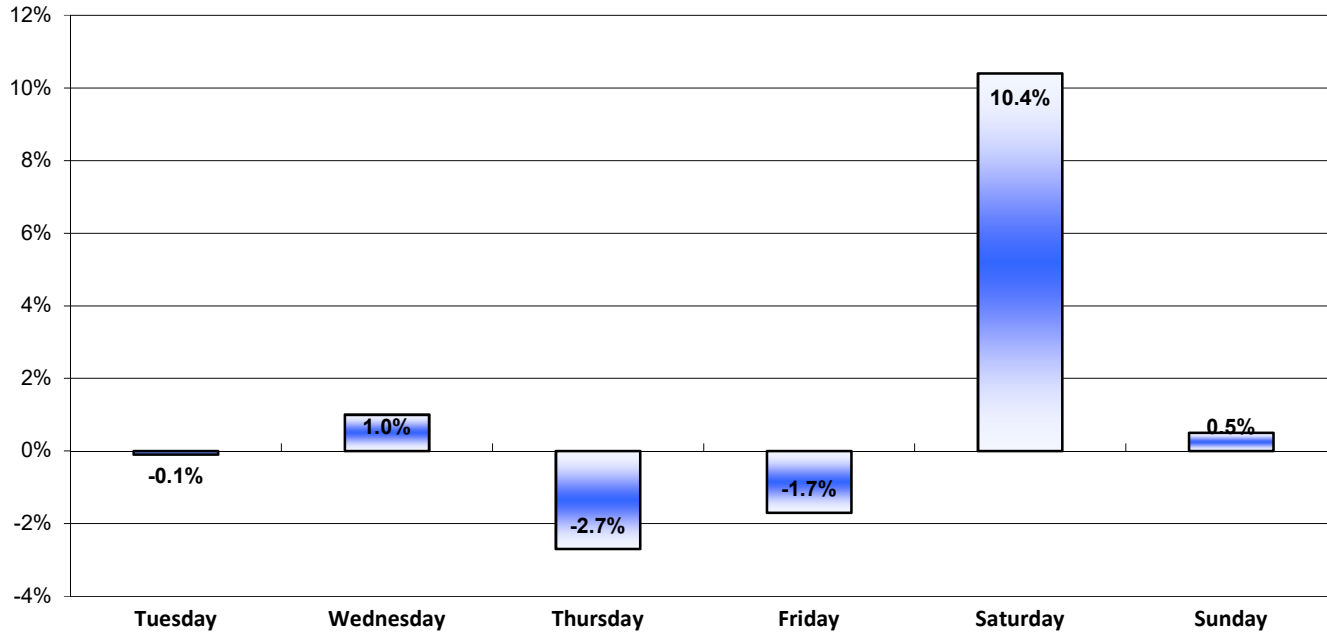
Average Daily Speeds



■ % Change ON vs. OFF

Grove Street NB

Speed Limit = 30 MPH



Weeks (6 days): 12/14/2021 vs 12/7/2021

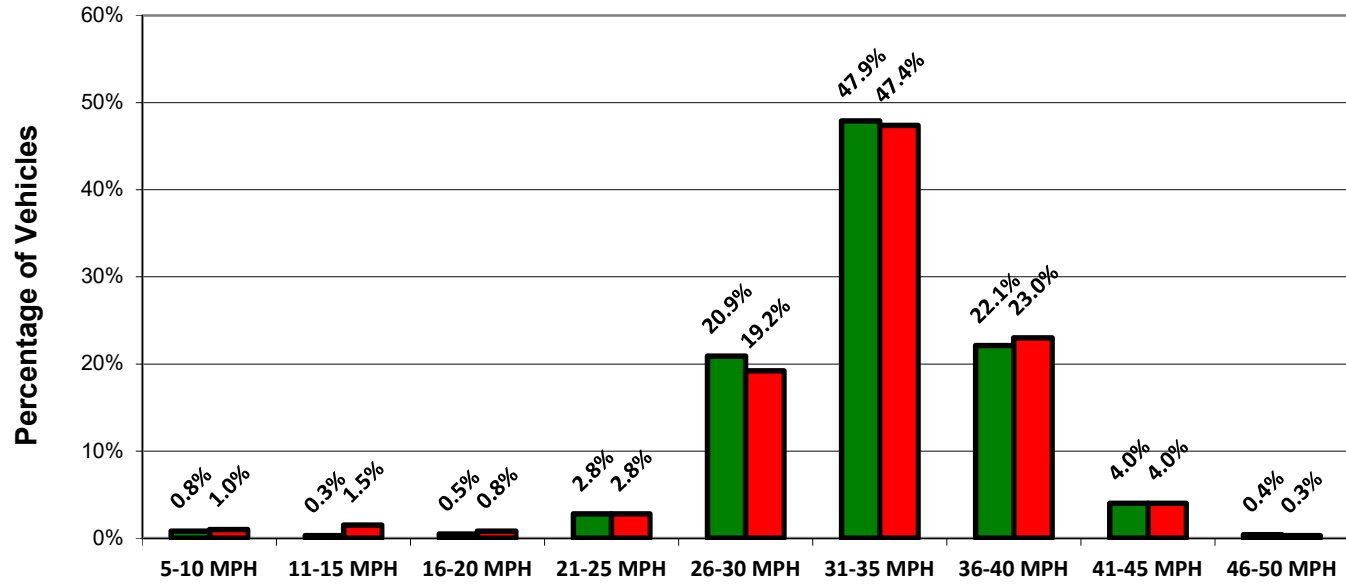
% of Vehicles: By Speed Group (Peak Speeds)



■ SIGN ON ■ SIGN OFF

Grove Street NB

Speed Limit = 30 MPH



Weeks (6 days): 12/14/2021 vs 12/7/2021

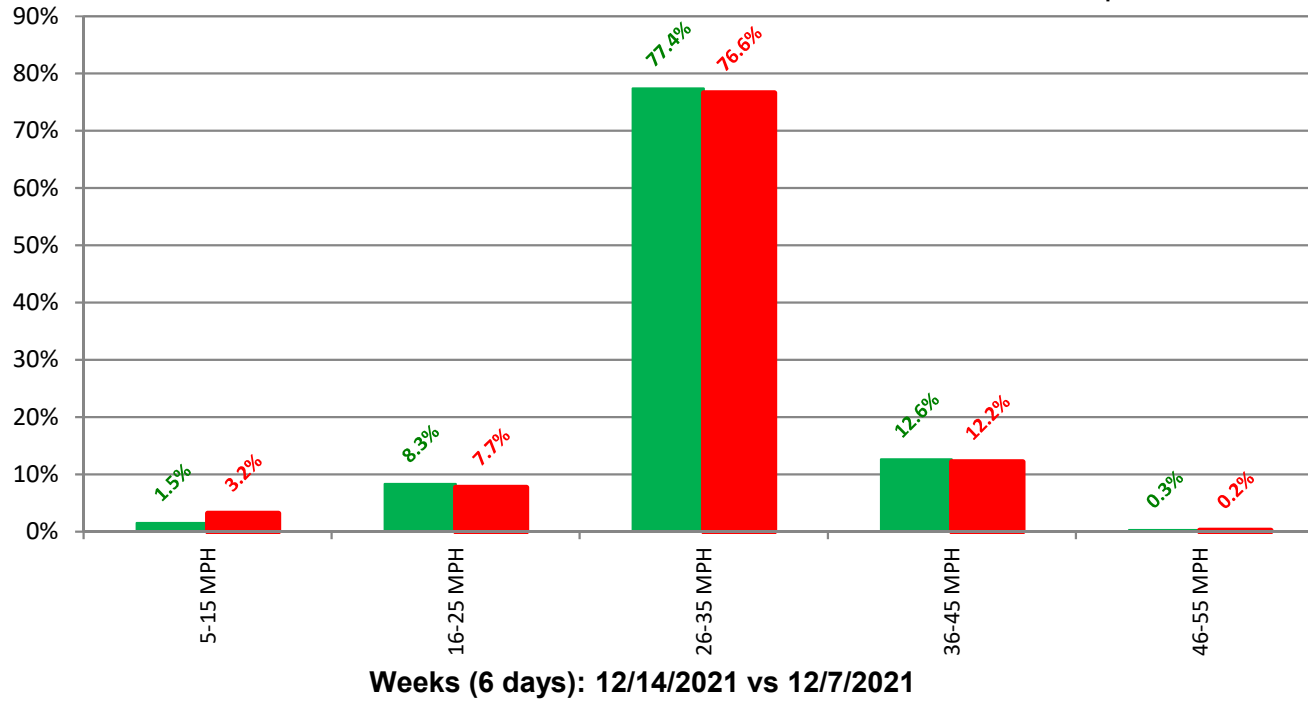
% of Vehicles: By Speed Group (Average Speed)

■ WITH SIGN ■ NO SIGN



Grove Street NB

Speed Limit = 30 MPH



Master Data Report



Select Sign #

303618

Change Street Name

Grove Street NB

Set Speed Limit/ Bins

30 MPH

Bin Type: NB

SUMMARY TABLE 15 MIN SEGMENT RECORDS

Serial # **303618**

Street: **Grove Street NB**

Speed Limit: **30 MPH**

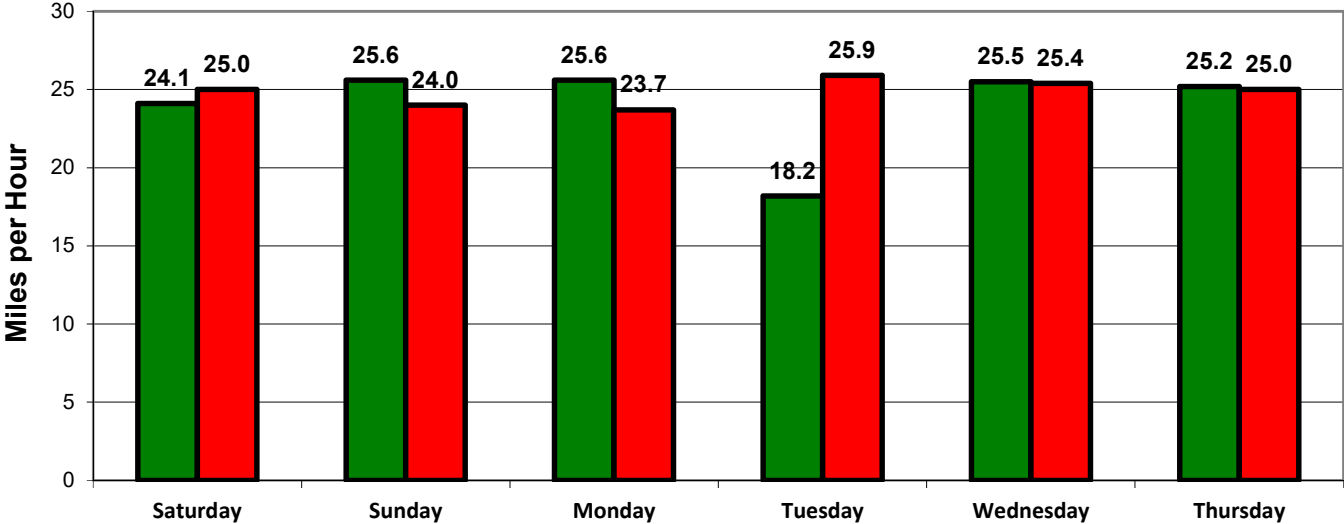
DATE	Vehicle Count	Speeder Count based on Avg. Spd.	Speeder Count % based on Avg. Spd.	Speeders > 5 MPH based on Avg. Spd.	Speeders > 10 MPH based on Avg. Spd.	Speeders > 15 MPH based on Avg. Spd.	Fastest Time Period	Speeders > 5 MPH based on Peak Spd.	Speeders > 10 MPH based on Peak Spd.	Speeders > 15 MPH based on Peak Spd.	Daily 85th %tile Speed	Daily Average Speed
Dec 7	1137	647	57%	155	17	4	4:45p	349	57	7	38	31.1
Dec 8	1104	574	52%	143	18	7	2:45p	307	57	8	37	30.8
Dec 9	1128	620	55%	131	6	1	11:45p	315	42	2	37	30.9
Dec 10	1178	664	56%	156	24	1	8:45p	340	70	4	37	31.1
Dec 11	1153	489	42%	103	10	4	6:15p	245	35	5	37	27.5
Dec 12	919	536	58%	134	14	0	6:45p, 9:45p	259	34	3	38	30.9
Dec 14	1152	614	53%	166	26	6	4:45p	343	63	11	38	31.1
Dec 15	1127	628	56%	144	22	1	2:15p	334	50	5	37	31.1
Dec 16	1173	601	51%	139	25	4	4:30p	297	52	6	37	30.1
Dec 17	1234	650	53%	158	21	3	5:00p	292	47	9	37	30.5
Dec 18	1014	493	49%	120	14	1	12:30a	242	44	2	37	30.4
Dec 19	893	493	55%	119	21	5	11:30p	255	48	7	37	31.1

DAILY AVERAGE SPEEDS



Fay Road NB

Speed Limit = 25 MPH



Weeks (6 days): 2/19/2022 vs 2/12/2022

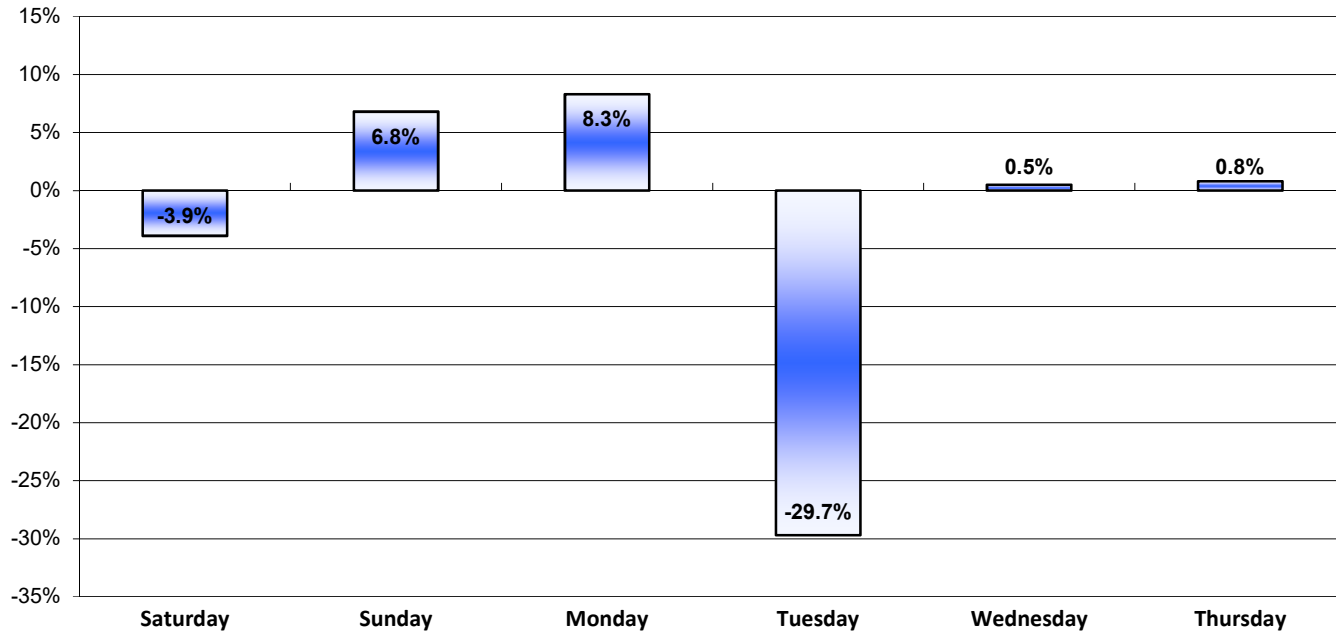
Average Daily Speeds



■ % Change ON vs. OFF

Fay Road NB

Speed Limit = 25 MPH



Weeks (6 days): 2/19/2022 vs 2/12/2022

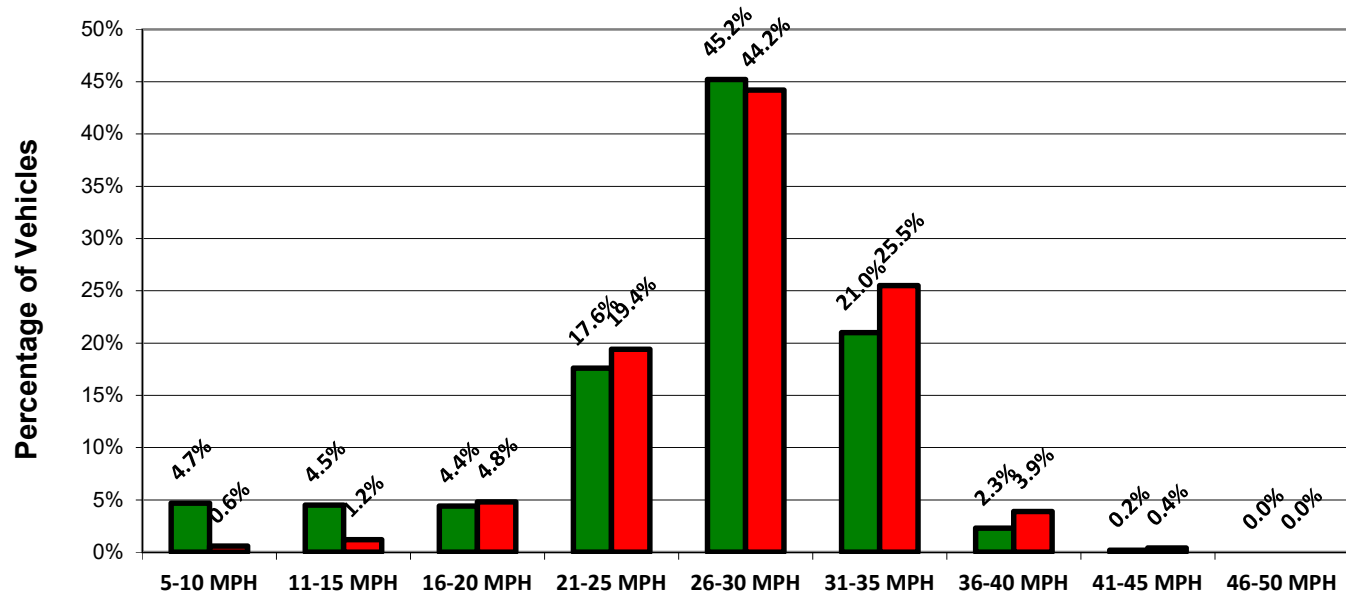
% of Vehicles: By Speed Group (Peak Speeds)



■ SIGN ON ■ SIGN OFF

Fay Road NB

Speed Limit = 25 MPH



Weeks (6 days): 2/19/2022 vs 2/12/2022

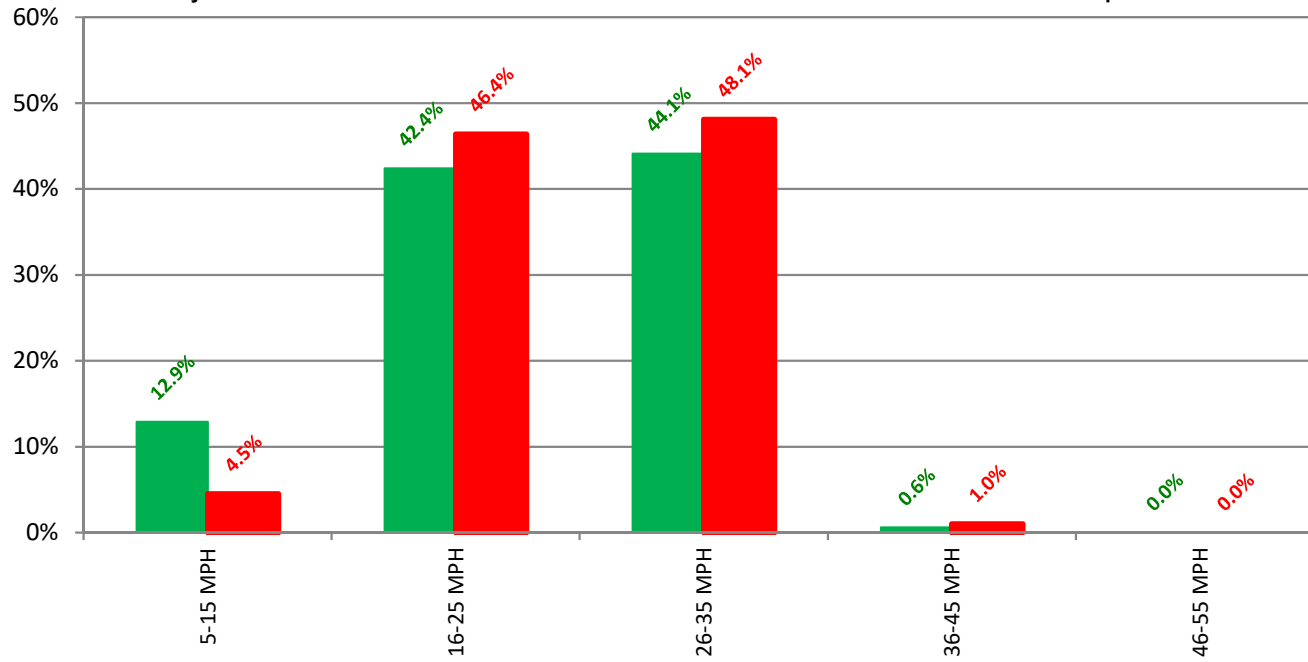
% of Vehicles: By Speed Group (Average Speed)



■ WITH SIGN ■ NO SIGN

Fay Road NB

Speed Limit = 25 MPH



Weeks (6 days): 2/19/2022 vs 2/12/2022

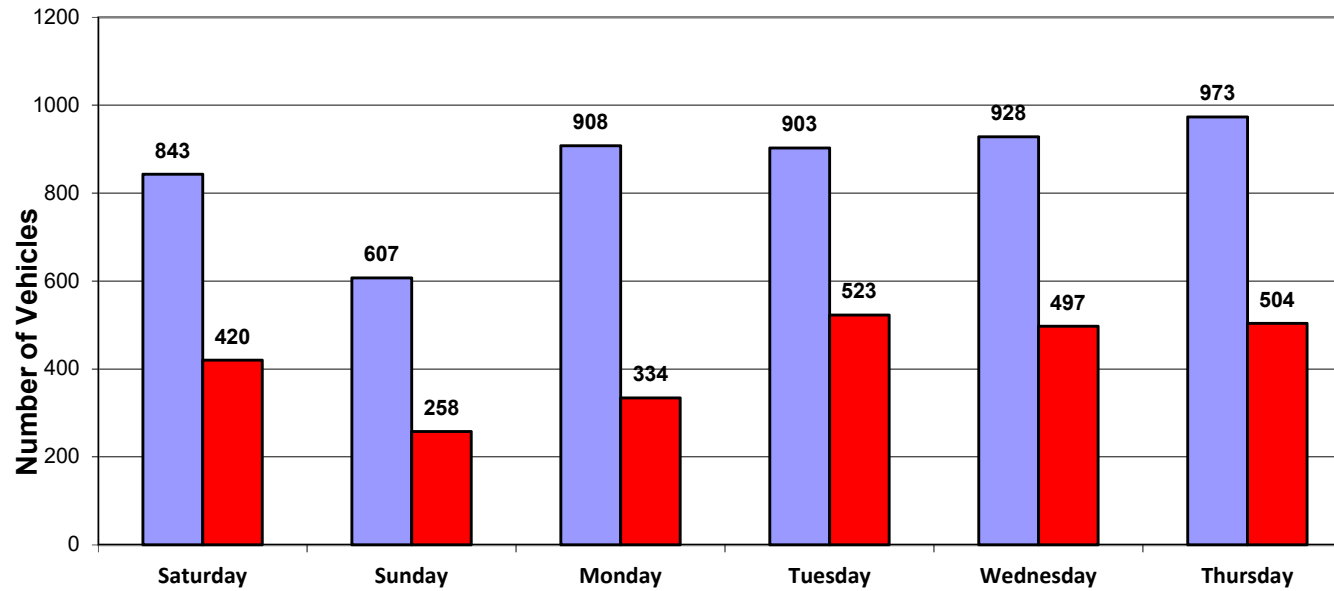
Vehicle and Speed Violator Counts



■ Tot. Vehicles ■ # Violators

Fay Road NB

Speed Limit = 25 MPH



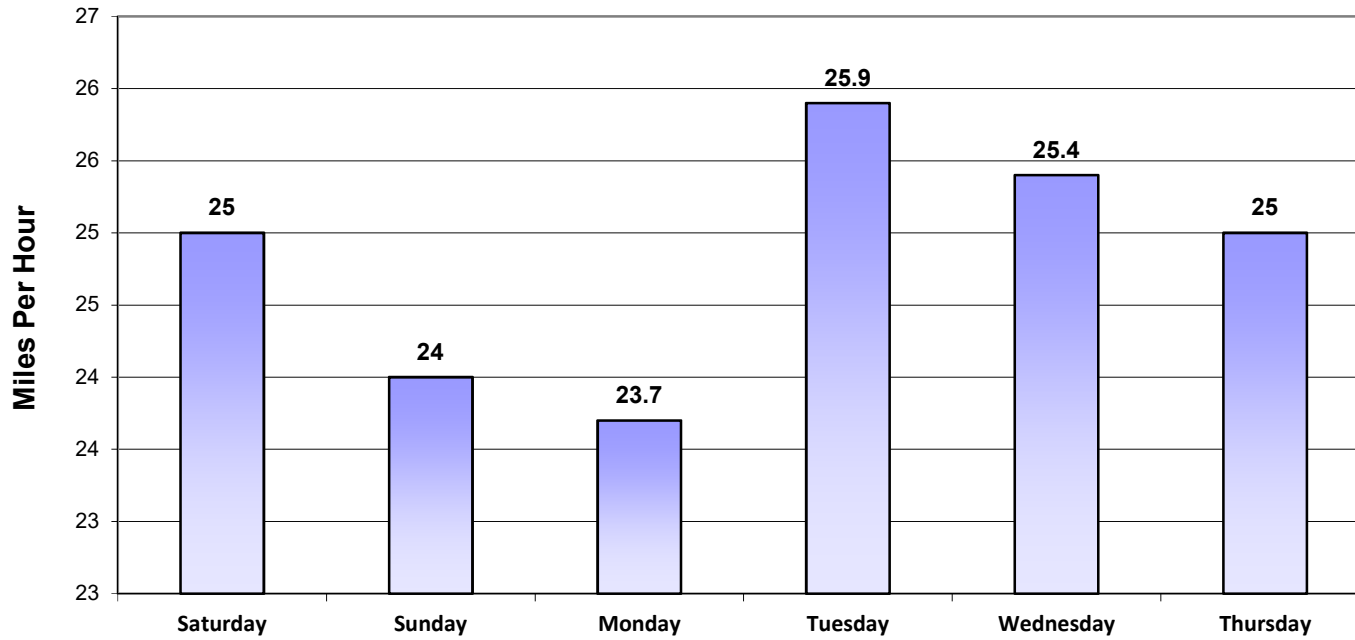
Week (6 days): 2/12/2022 - 2/17/2022

Daily Average Speeds



Fay Road NB

Speed Limit = 25 MPH



Week (6 days): 2/12/2022 - 2/17/2022

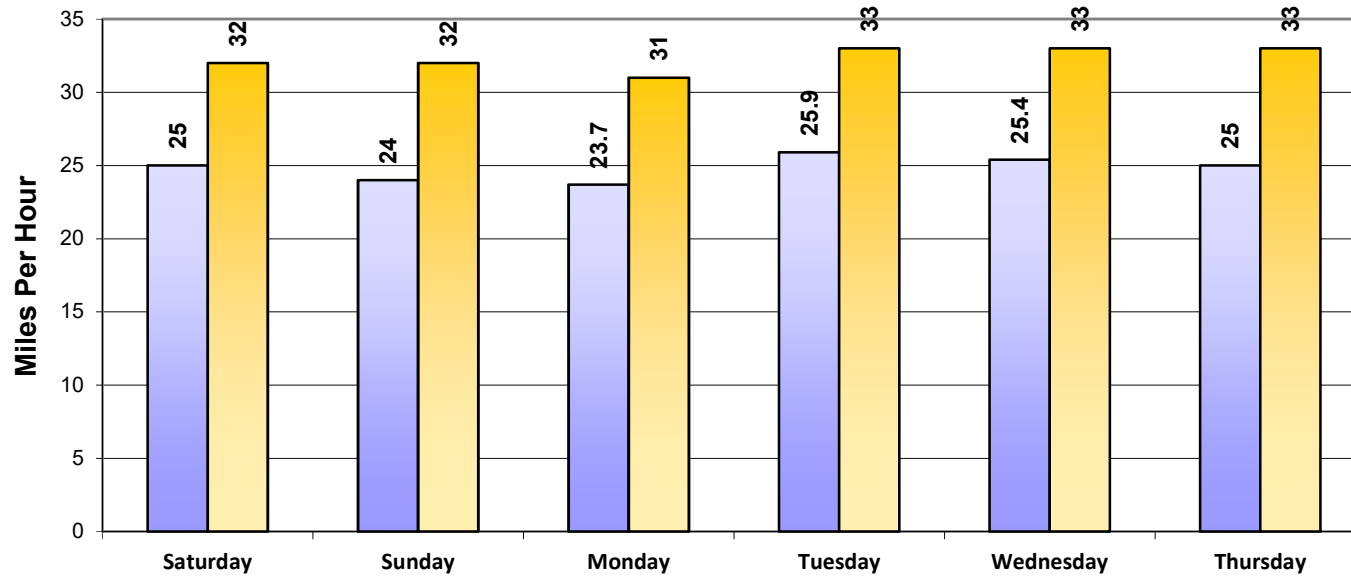
Daily Average Speeds vs. 85th Percentile Speeds



□ Avg. Speed □ 85th pct Speed

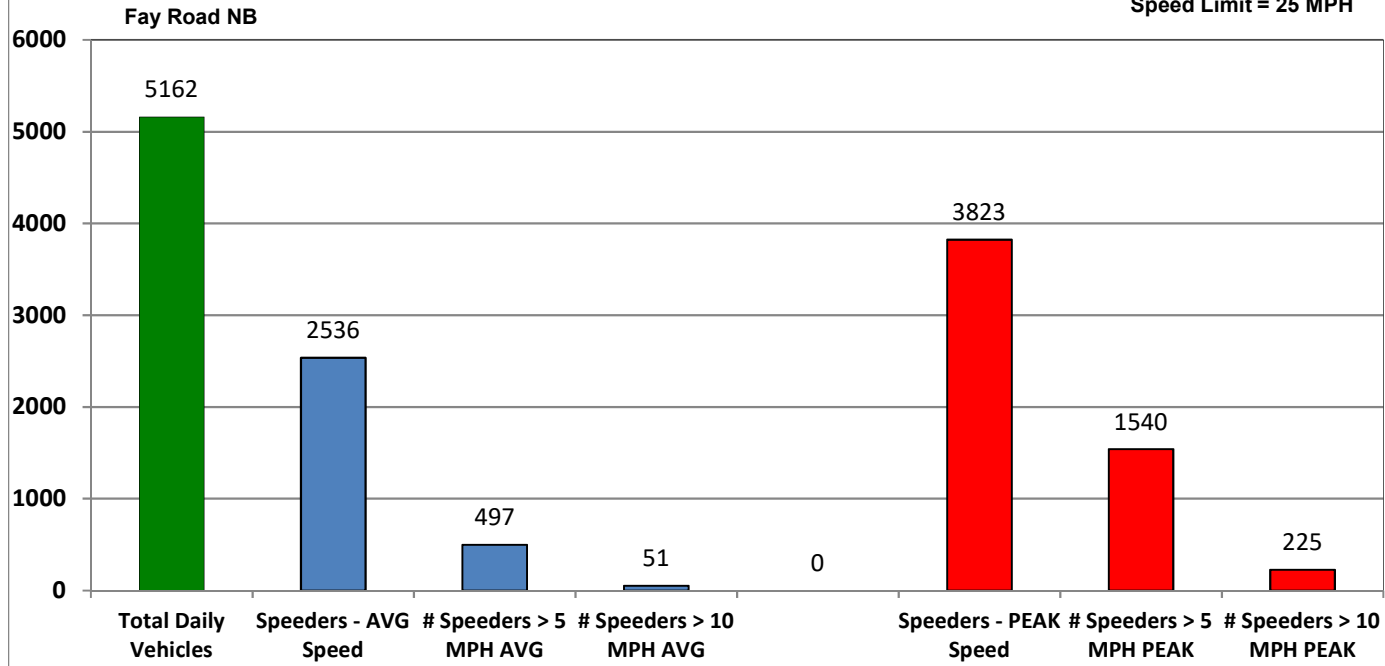
Fay Road NB

Speed Limit = 25 MPH



Week (6 days): 2/12/2022 - 2/17/2022

Weekly Speed Summary - Vehicle Counts



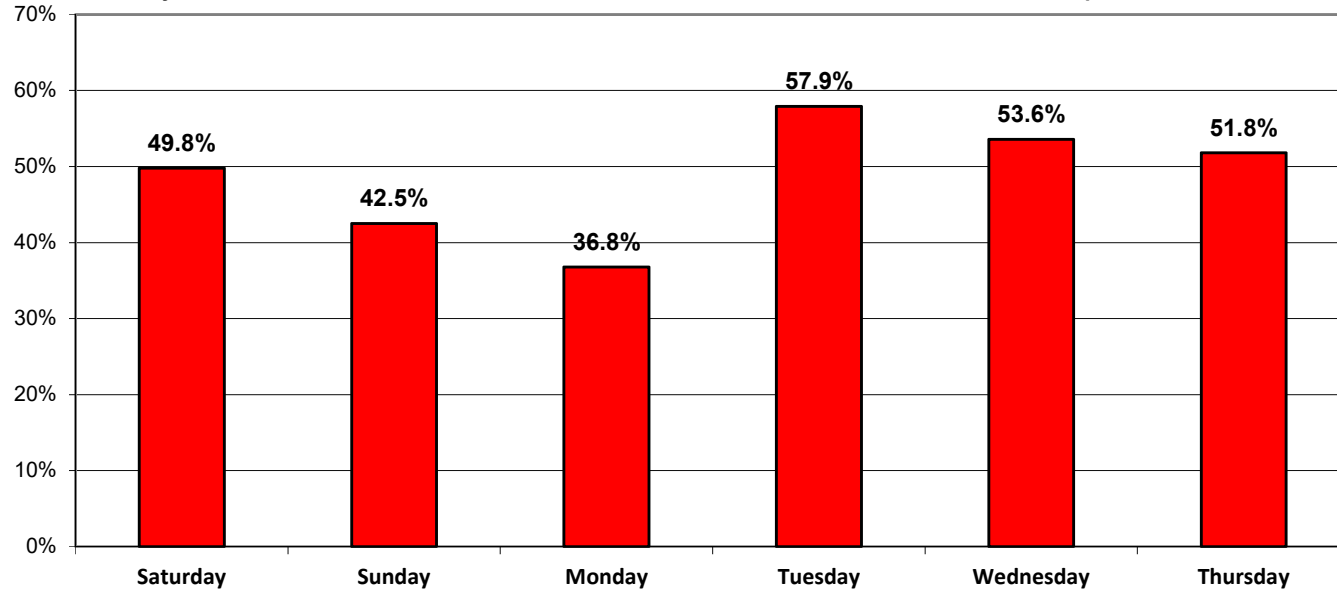
Week (6 days): 2/12/2022 - 2/17/2022

Percentage of Vehicles Speeding



Fay Road NB

Speed Limit = 25 MPH



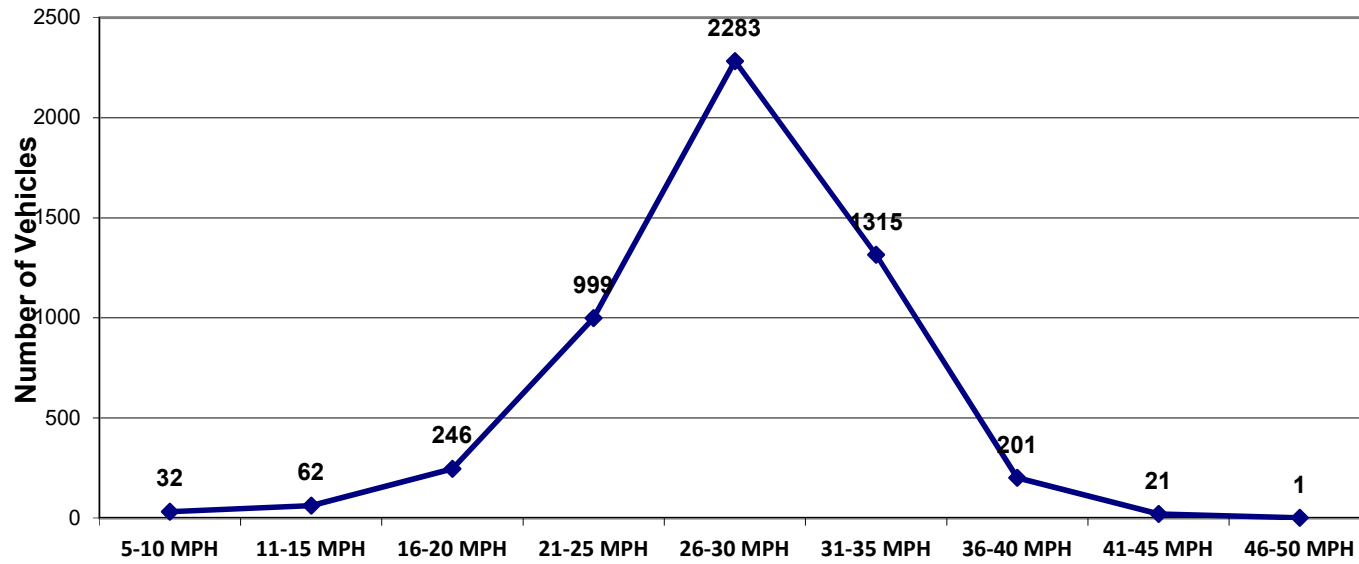
Week (6 days): 2/12/2022 - 2/17/2022

Vehicle Count by Peak Speed Bins



Fay Road NB

Speed Limit = 25 MPH



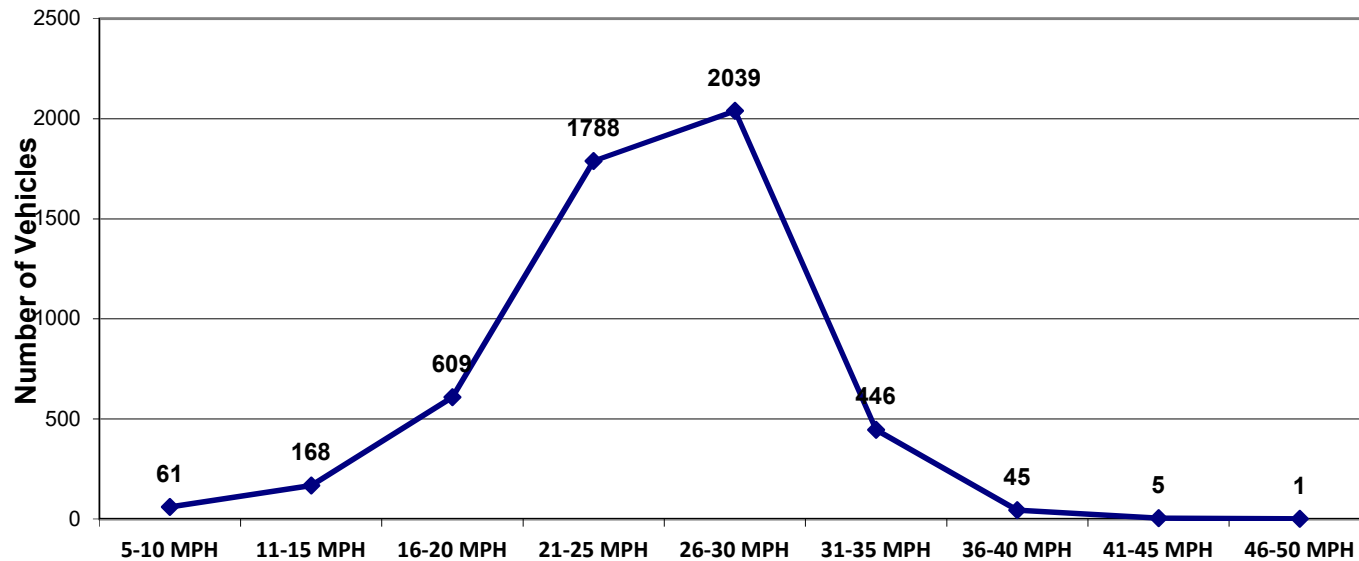
Week (6 days): 2/12/2022 - 2/17/2022

Vehicle Count by Avg. Speed Bins



Fay Road NB

Speed Limit = 25 MPH



Week (6 days): 2/12/2022 - 2/17/2022

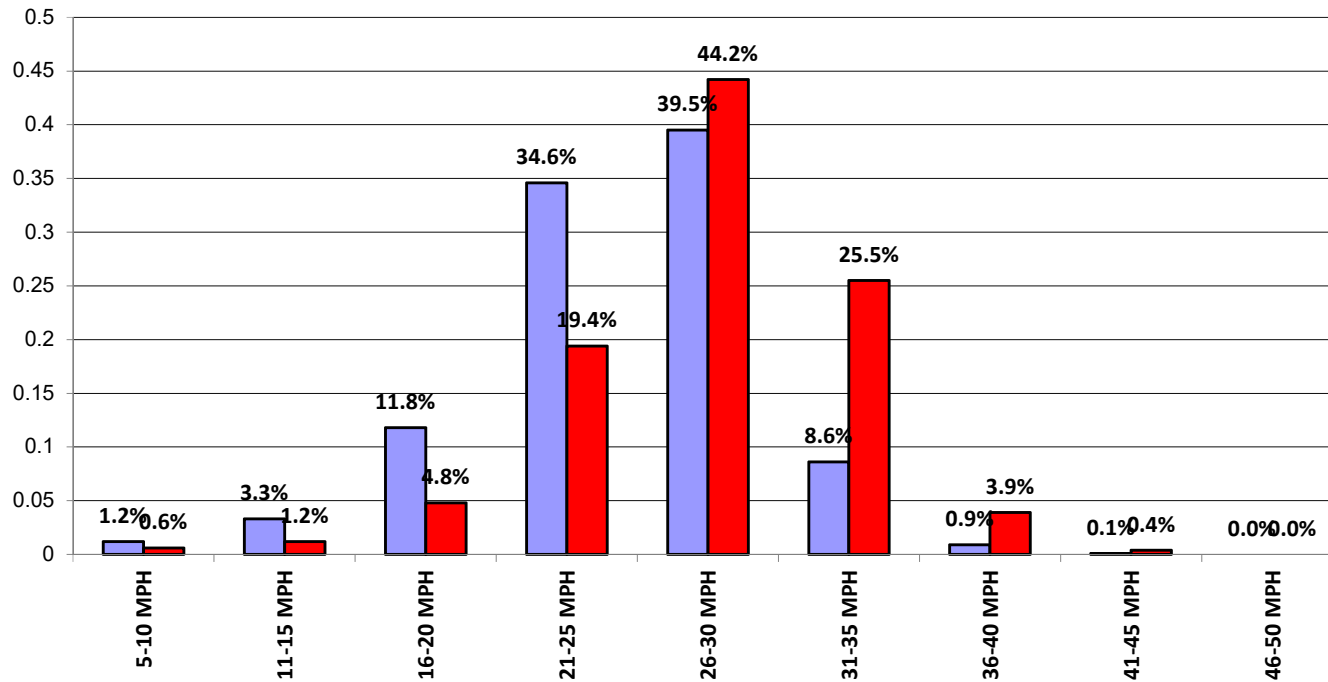
Avg. vs. Peak Speeds by Percentage



■ AVG ■ PEAK

Fay Road NB

Speed Limit = 25 MPH



Week (6 days): 2/12/2022 - 2/17/2022

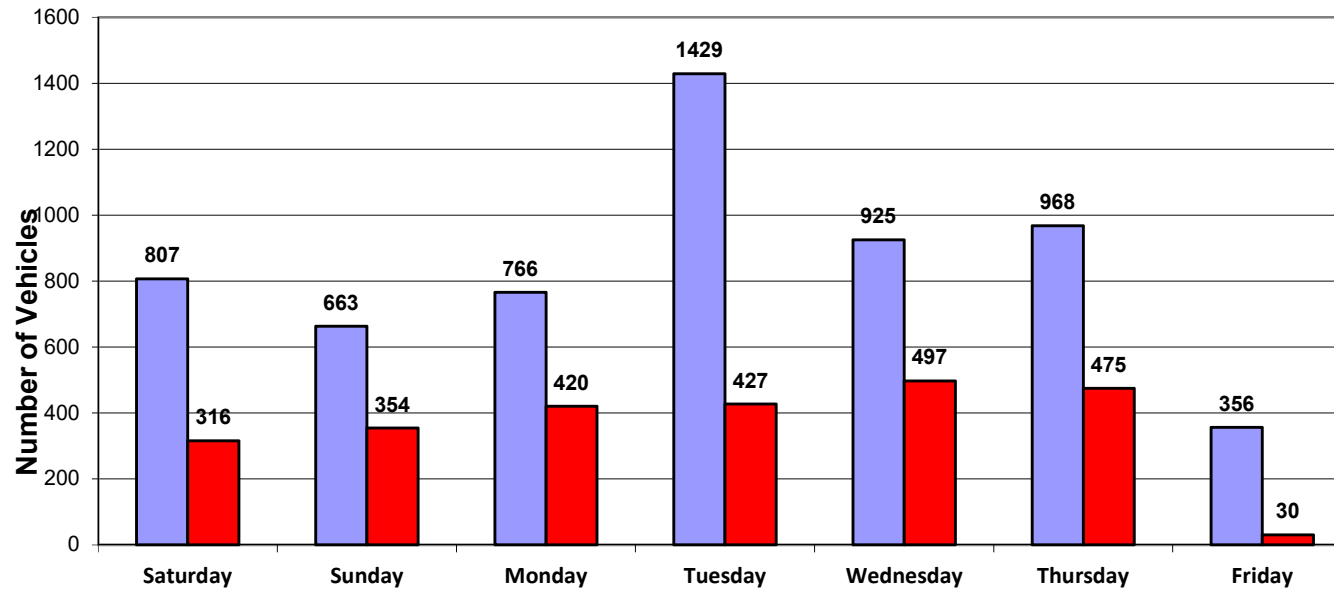
Vehicle and Speed Violator Counts



■ Tot. Vehicles ■ # Violators

Fay Road NB

Speed Limit = 25 MPH



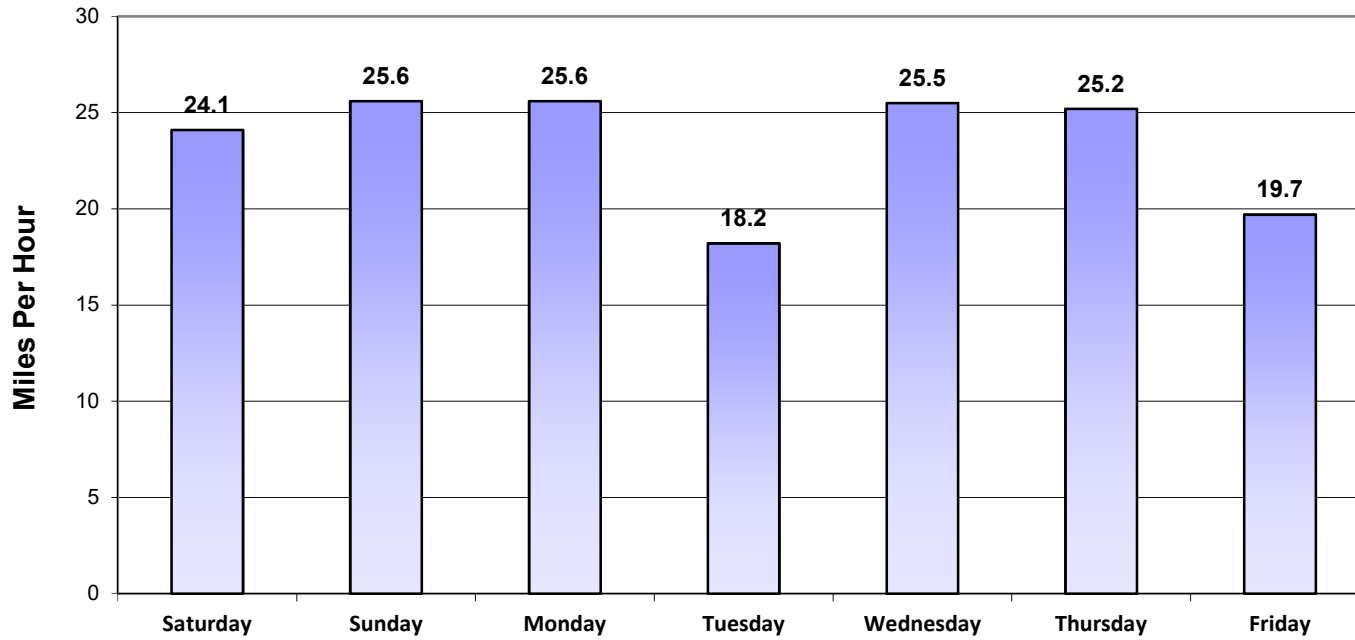
Week (7 days): 2/19/2022 - 2/25/2022

Daily Average Speeds



Fay Road NB

Speed Limit = 25 MPH



Week (7 days): 2/19/2022 - 2/25/2022

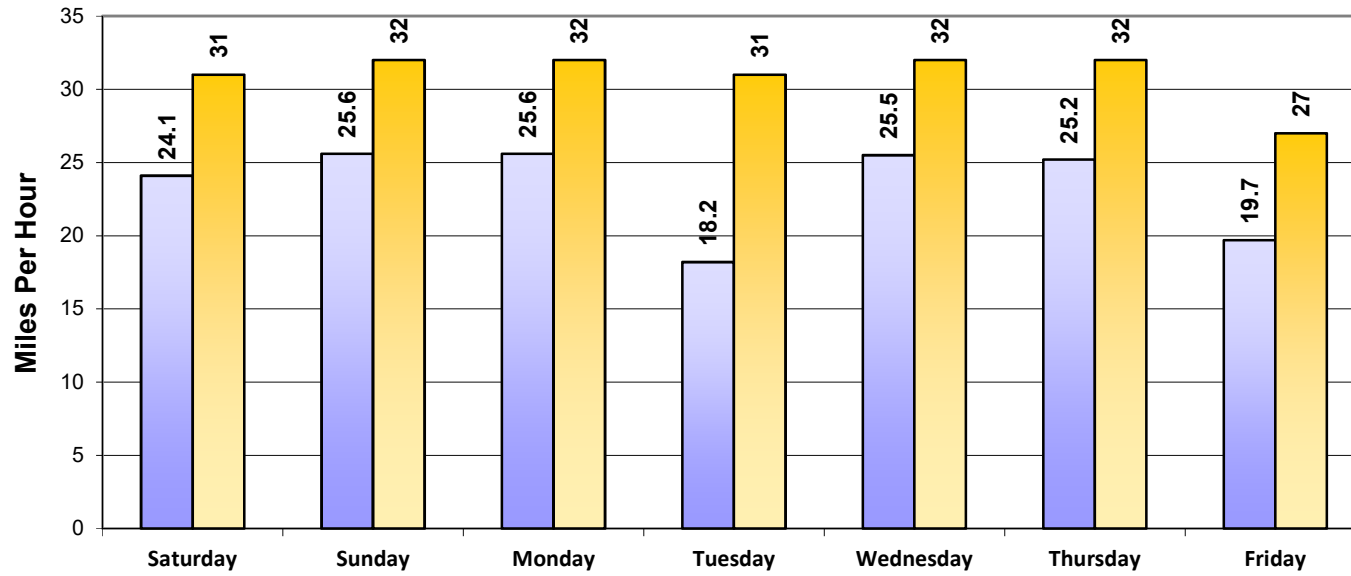
Daily Average Speeds vs. 85th Percentile Speeds



■ Avg. Speed ■ 85th pct Speed

Fay Road NB

Speed Limit = 25 MPH



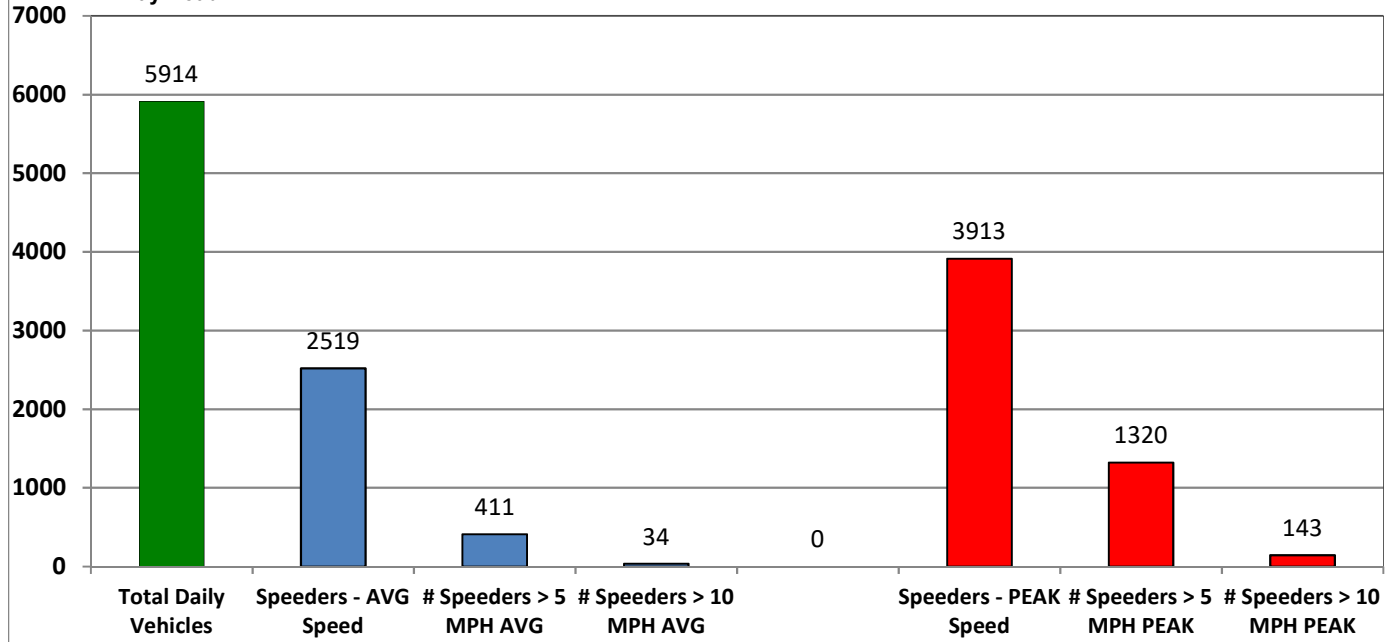
Week (7 days): 2/19/2022 - 2/25/2022

Weekly Speed Summary - Vehicle Counts



Fay Road NB

Speed Limit = 25 MPH



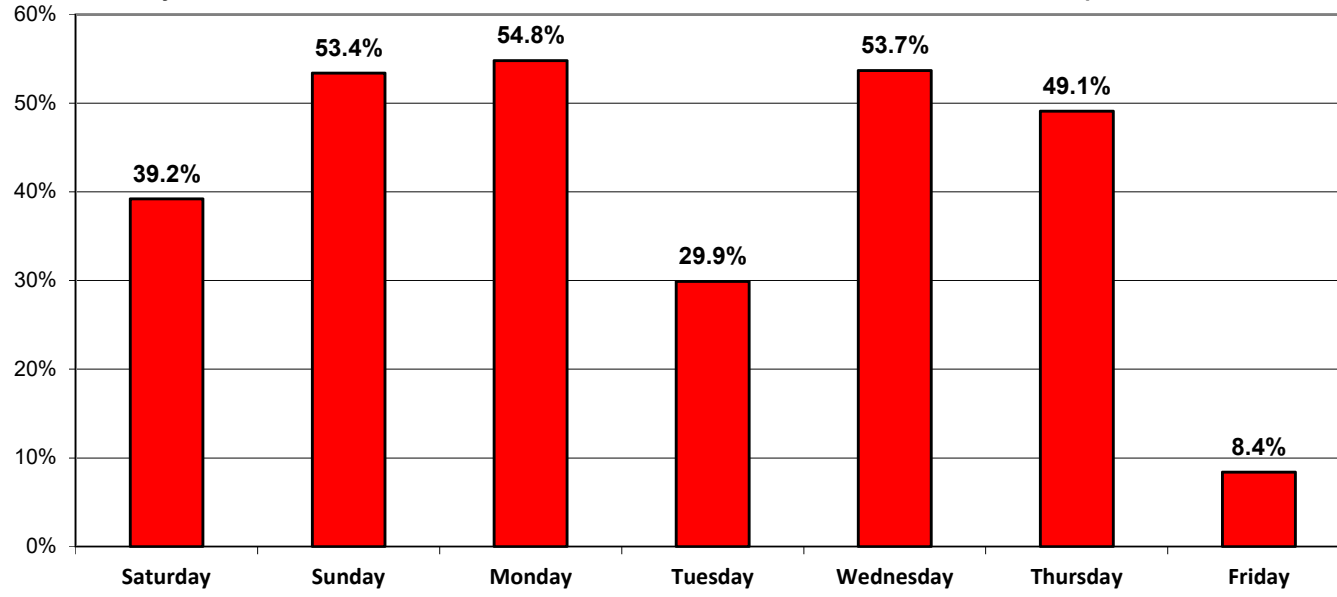
Week (7 days): 2/19/2022 - 2/25/2022

Percentage of Vehicles Speeding



Fay Road NB

Speed Limit = 25 MPH



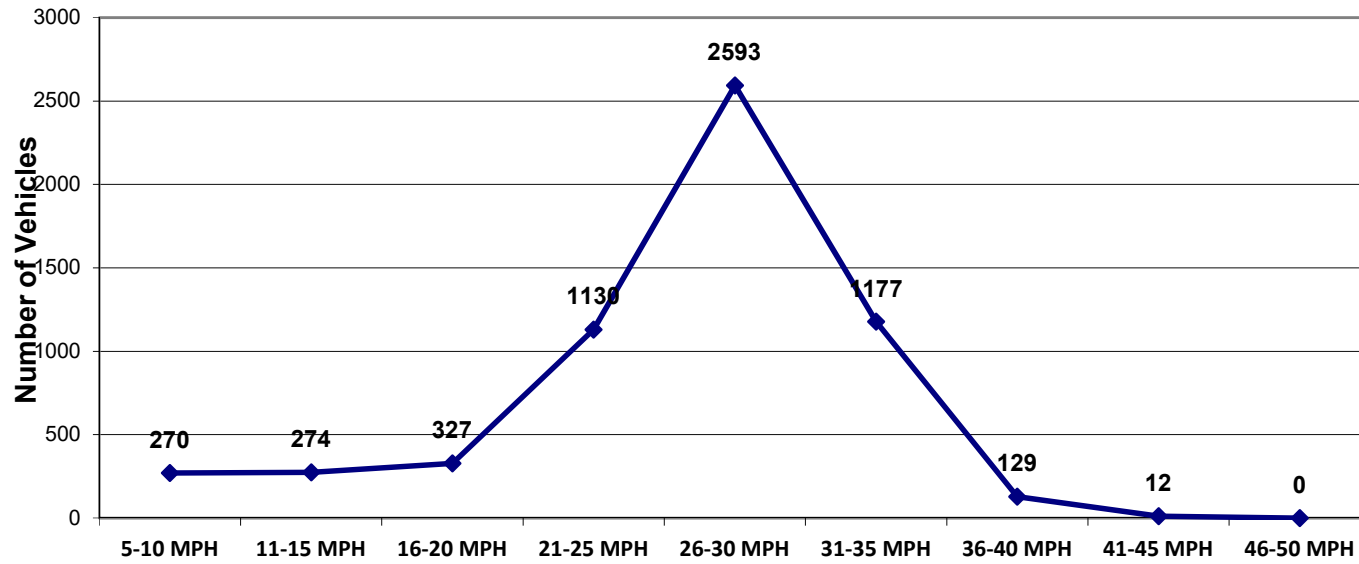
Week (7 days): 2/19/2022 - 2/25/2022

Vehicle Count by Peak Speed Bins



Fay Road NB

Speed Limit = 25 MPH



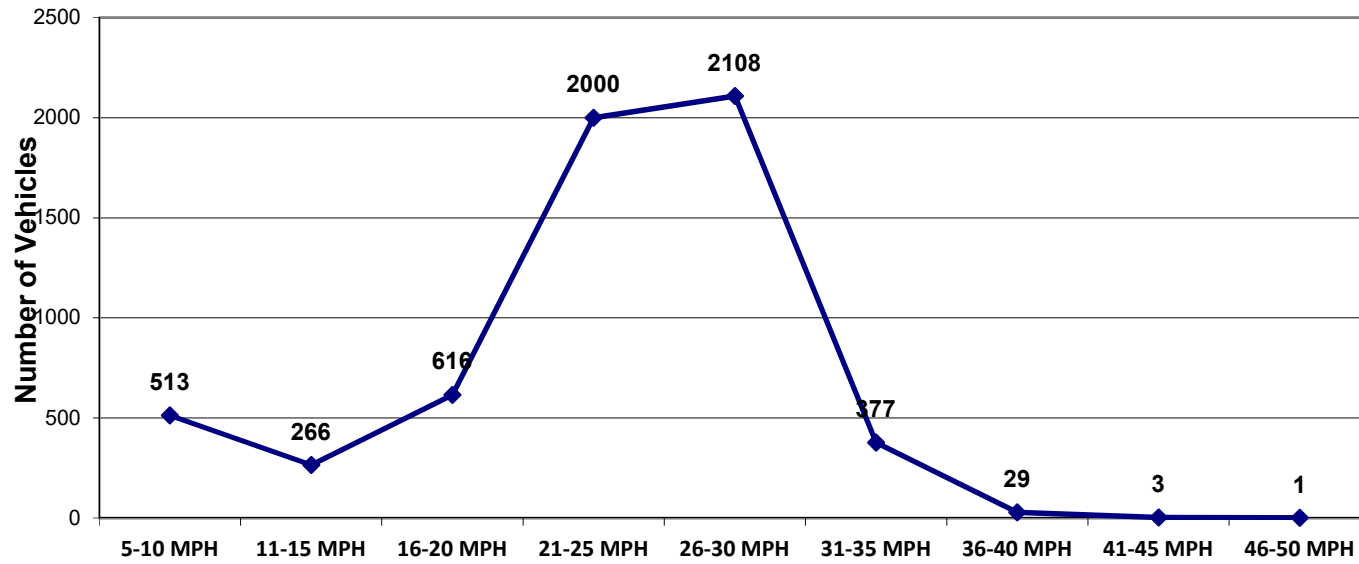
Week (7 days): 2/19/2022 - 2/25/2022

Vehicle Count by Avg. Speed Bins



Fay Road NB

Speed Limit = 25 MPH



Week (7 days): 2/19/2022 - 2/25/2022

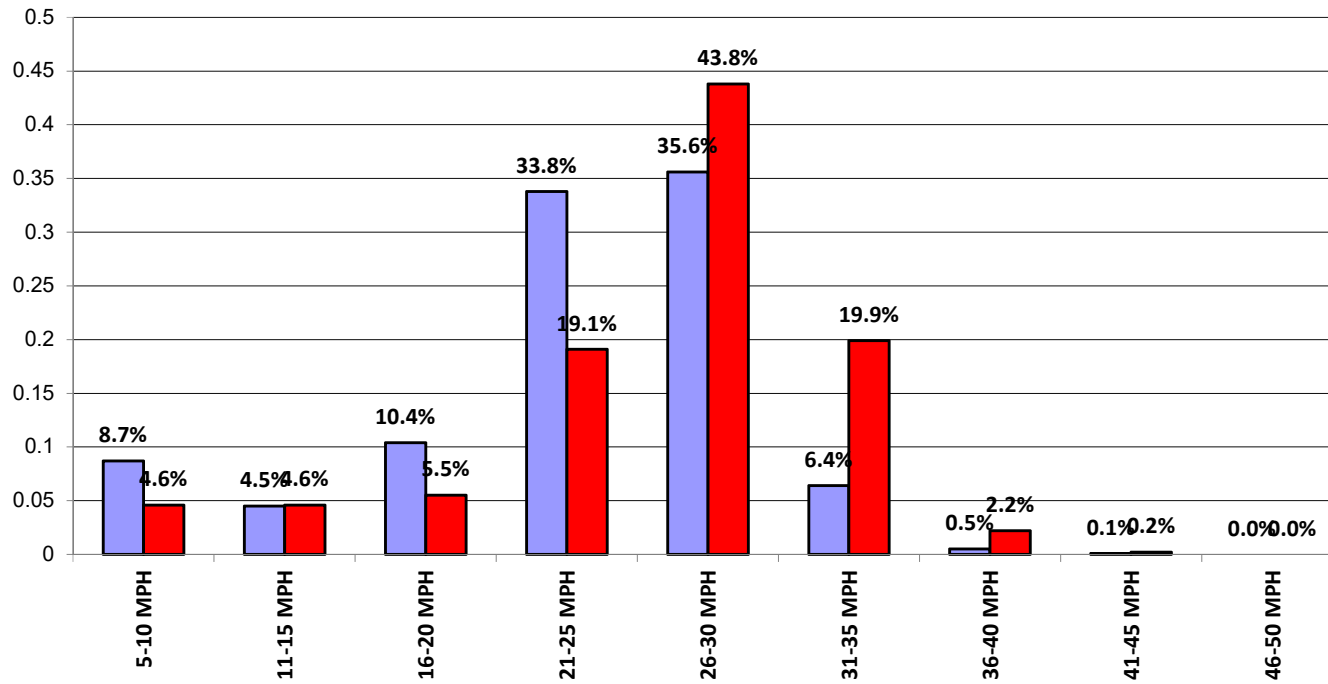
Avg. vs. Peak Speeds by Percentage



■ AVG ■ PEAK

Fay Road NB

Speed Limit = 25 MPH

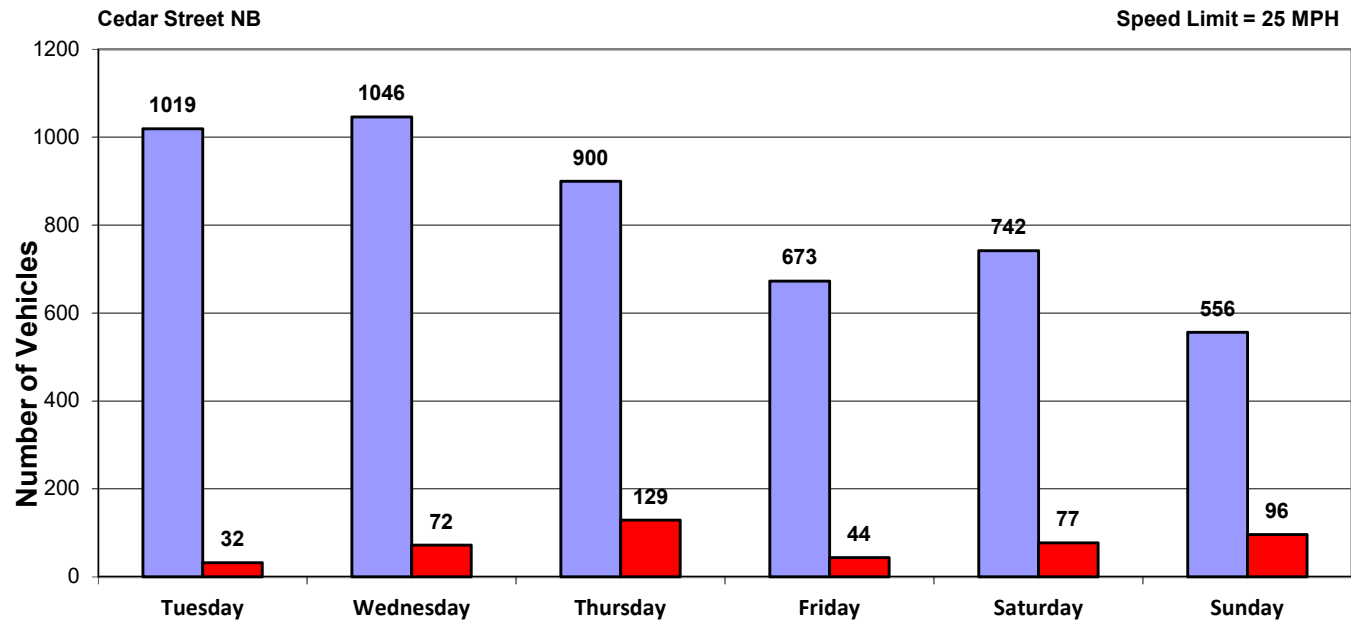


Week (7 days): 2/19/2022 - 2/25/2022

Vehicle and Speed Violator Counts



■ Tot. Vehicles ■ # Violators



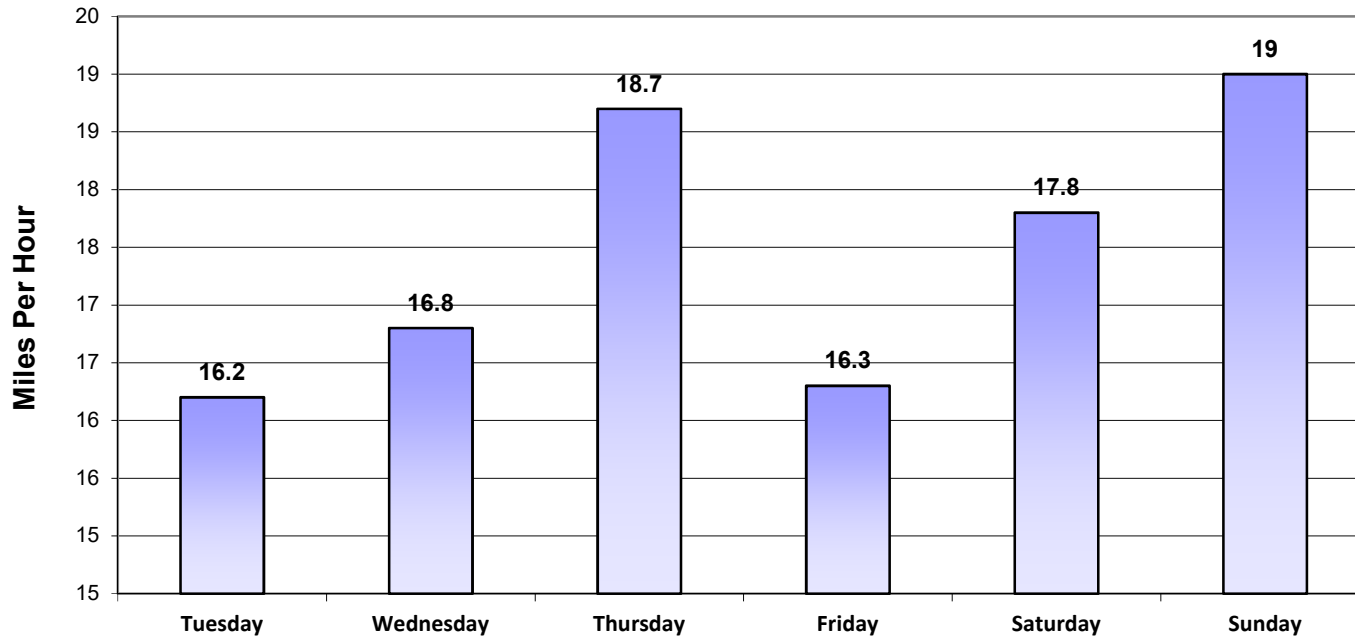
Week (6 days): 2/1/2022 - 2/6/2022

Daily Average Speeds



Cedar Street NB

Speed Limit = 25 MPH



Week (6 days): 2/1/2022 - 2/6/2022

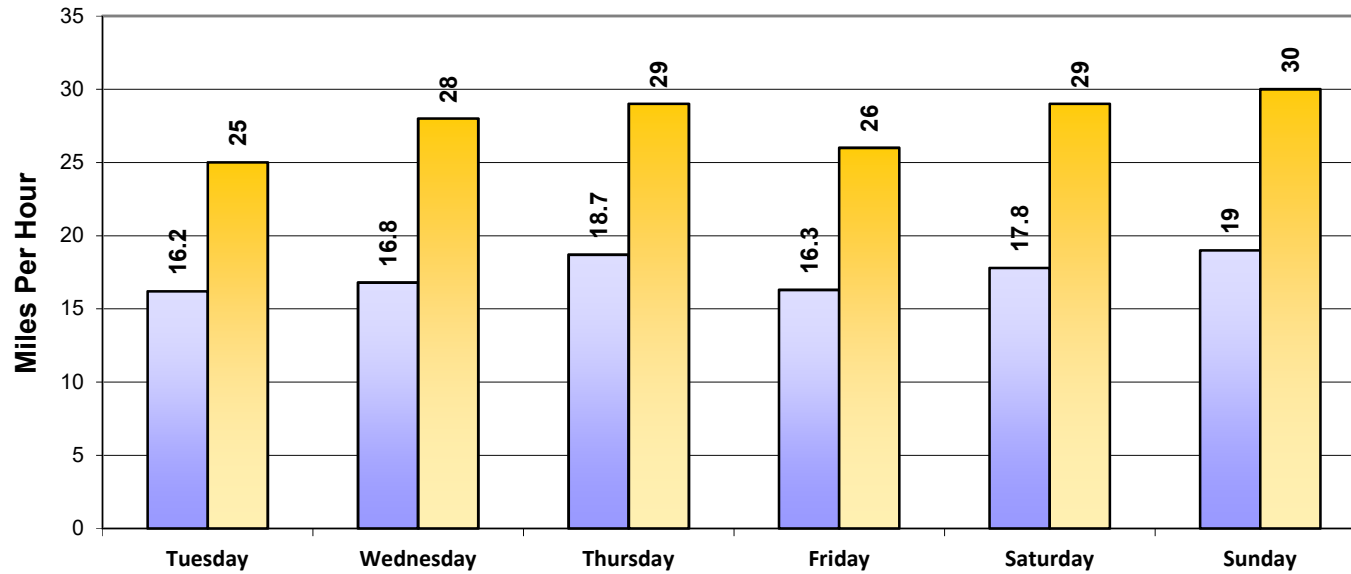
Daily Average Speeds vs. 85th Percentile Speeds



■ Avg. Speed ■ 85th pct Speed

Cedar Street NB

Speed Limit = 25 MPH



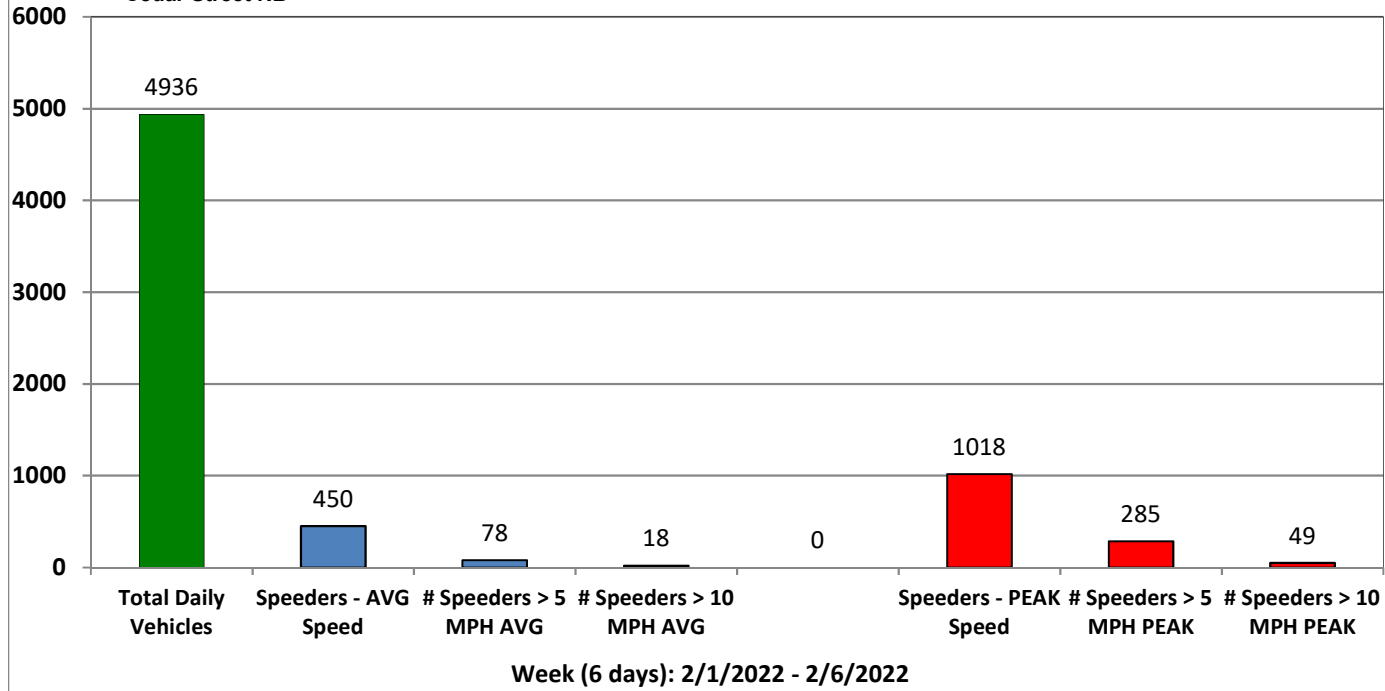
Week (6 days): 2/1/2022 - 2/6/2022

Weekly Speed Summary - Vehicle Counts



Cedar Street NB

Speed Limit = 25 MPH

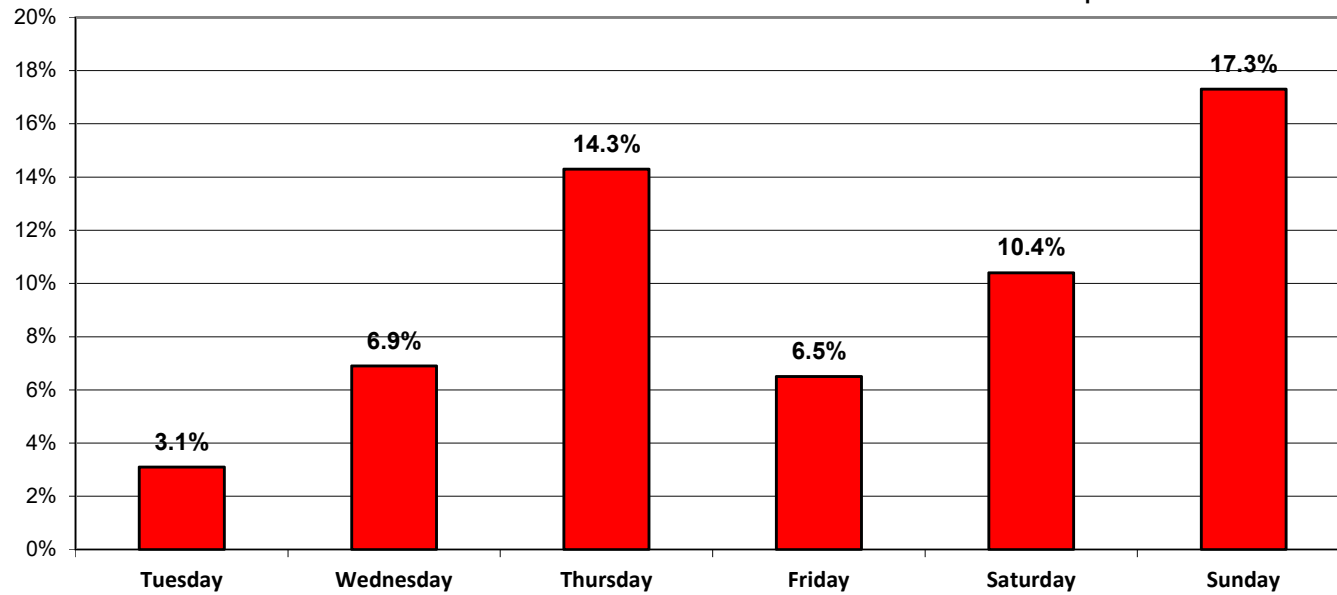


Percentage of Vehicles Speeding



Cedar Street NB

Speed Limit = 25 MPH



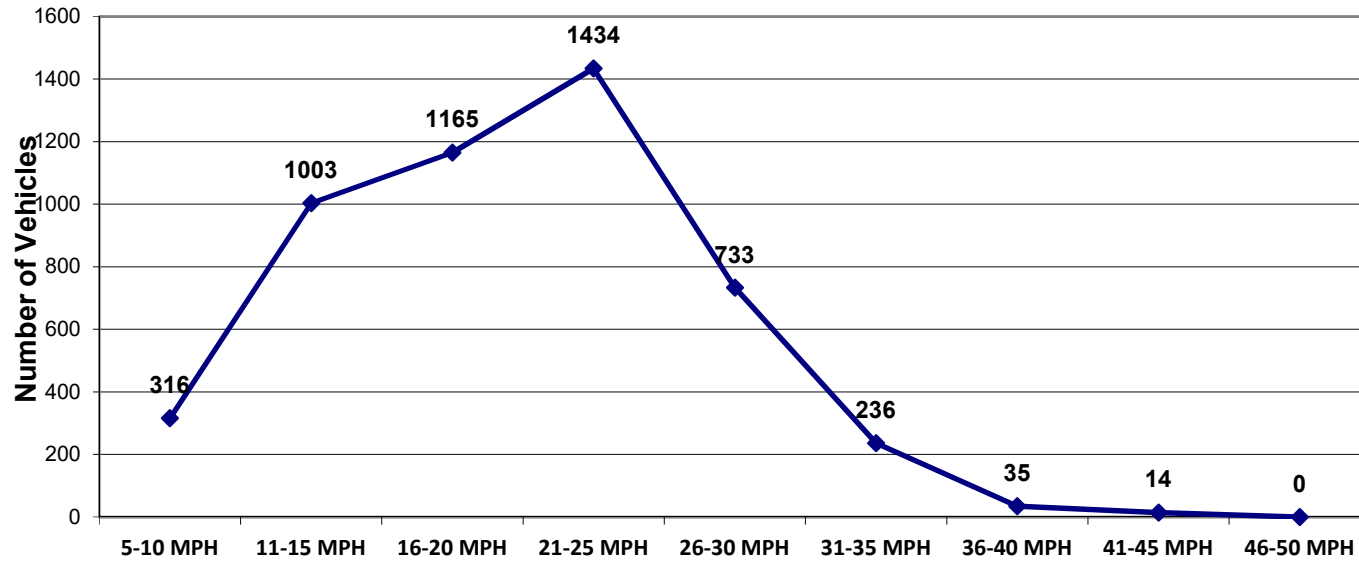
Week (6 days): 2/1/2022 - 2/6/2022

Vehicle Count by Peak Speed Bins



Cedar Street NB

Speed Limit = 25 MPH



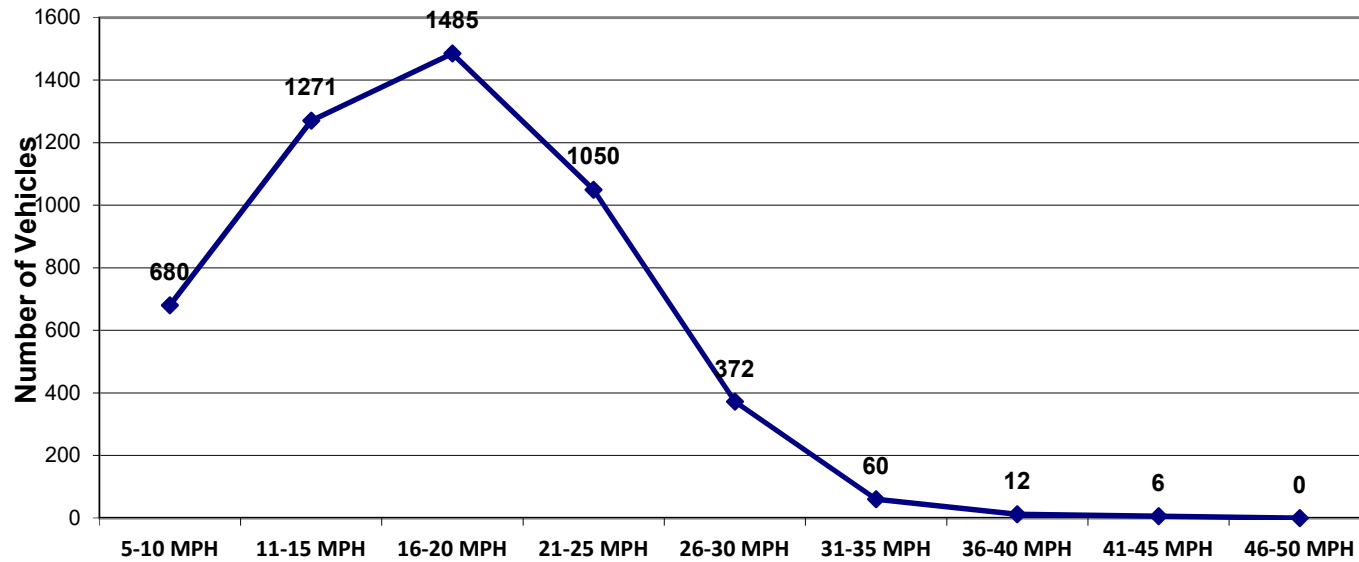
Week (6 days): 2/1/2022 - 2/6/2022

Vehicle Count by Avg. Speed Bins



Cedar Street NB

Speed Limit = 25 MPH



Week (6 days): 2/1/2022 - 2/6/2022

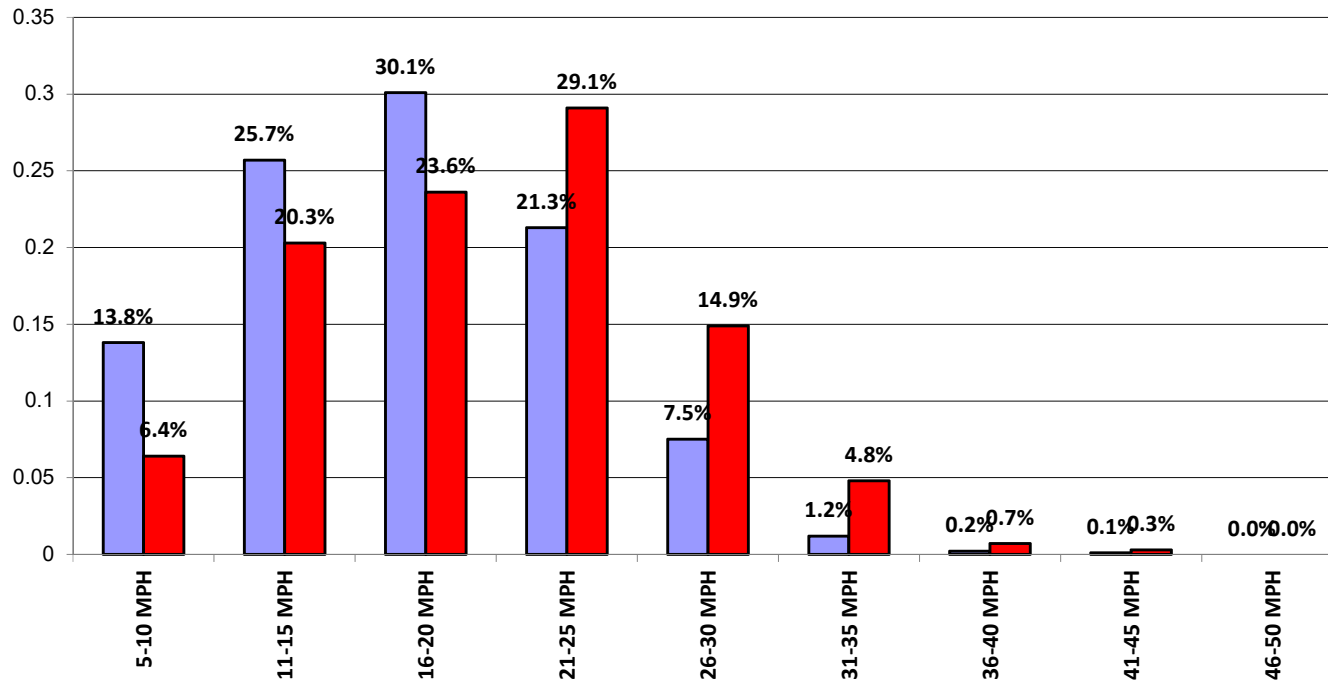
Avg. vs. Peak Speeds by Percentage



■ AVG ■ PEAK

Cedar Street NB

Speed Limit = 25 MPH

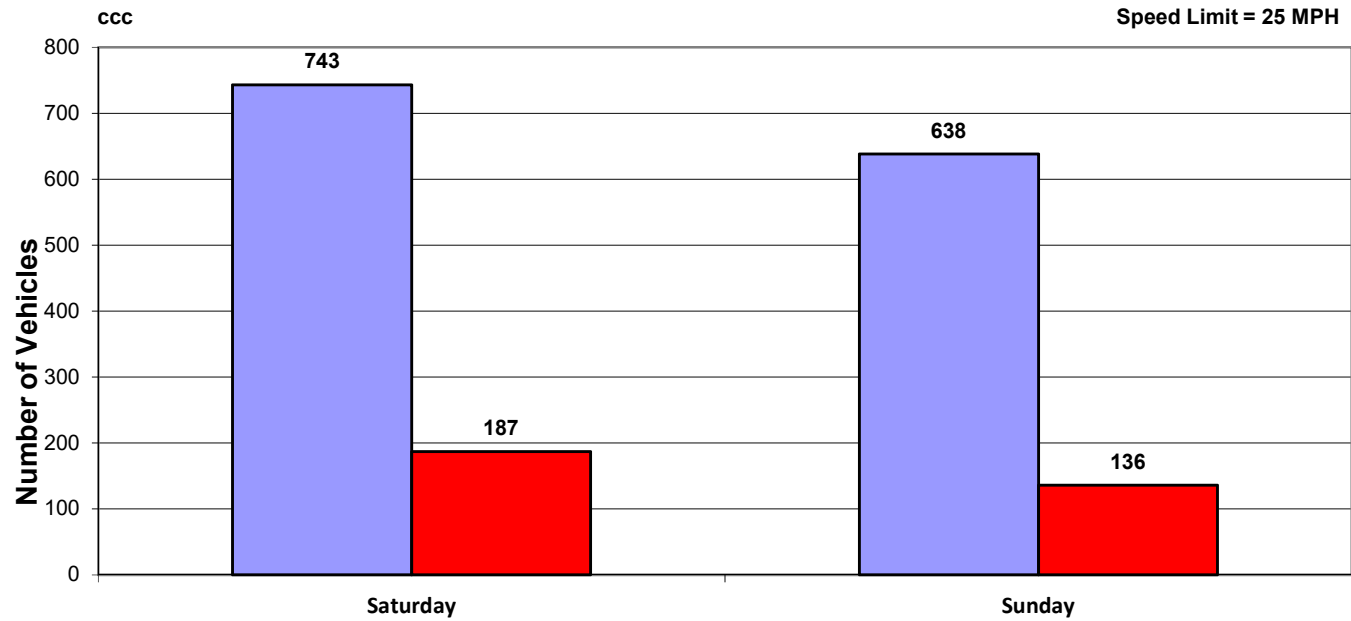


Week (6 days): 2/1/2022 - 2/6/2022

Vehicle and Speed Violator Counts



■ Tot. Vehicles ■ # Violators



Week (2 days): 1/22/2022 - 1/23/2022

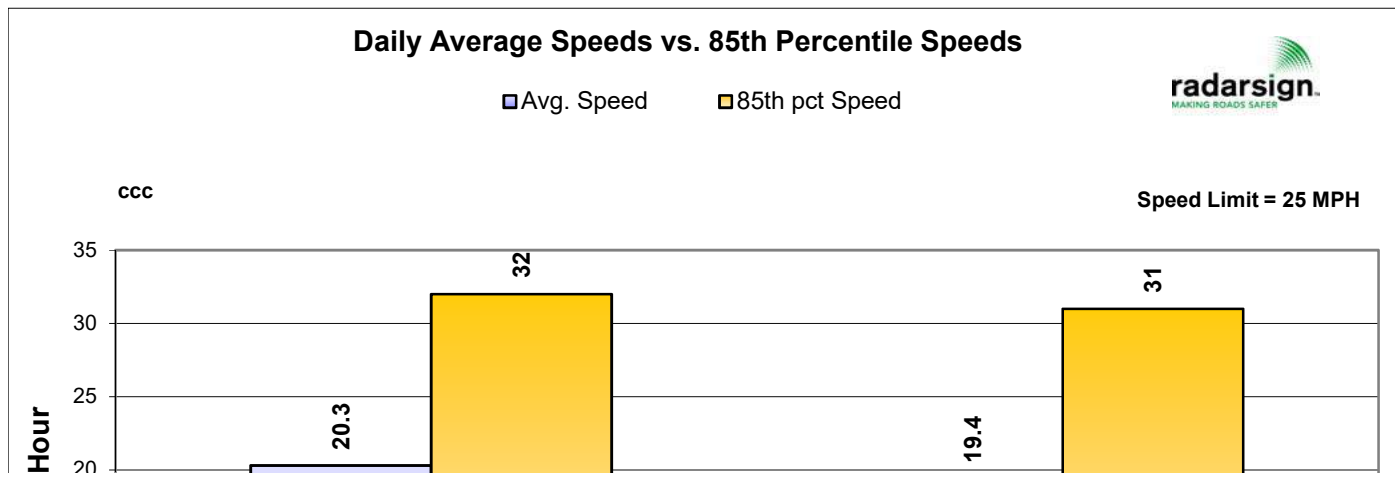
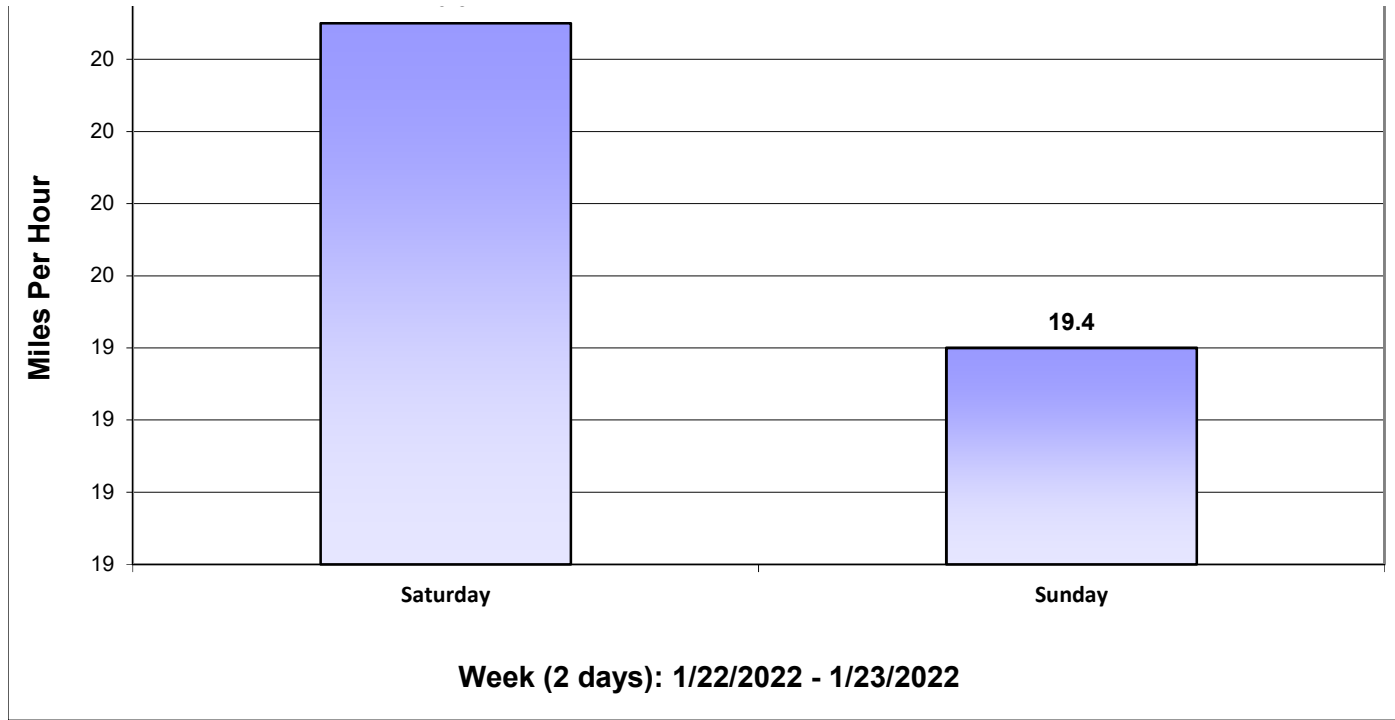
Daily Average Speeds

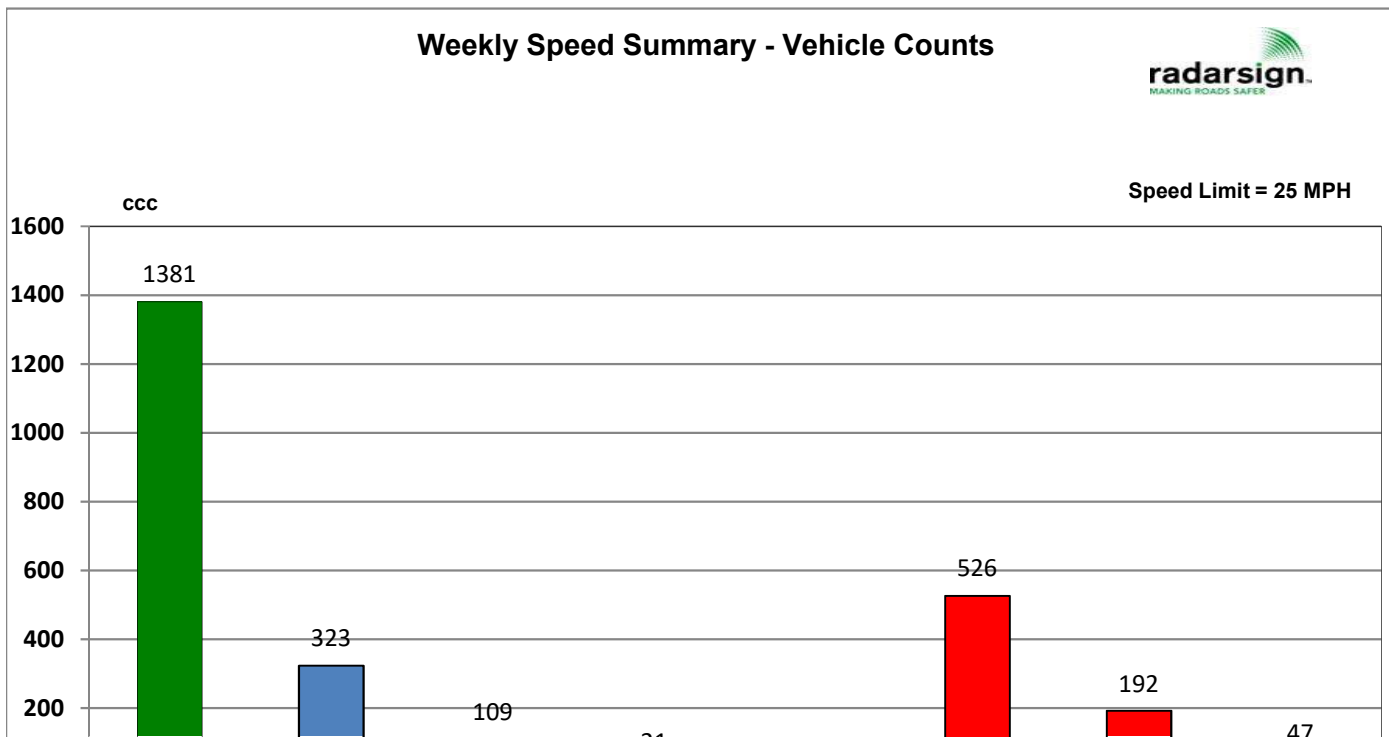
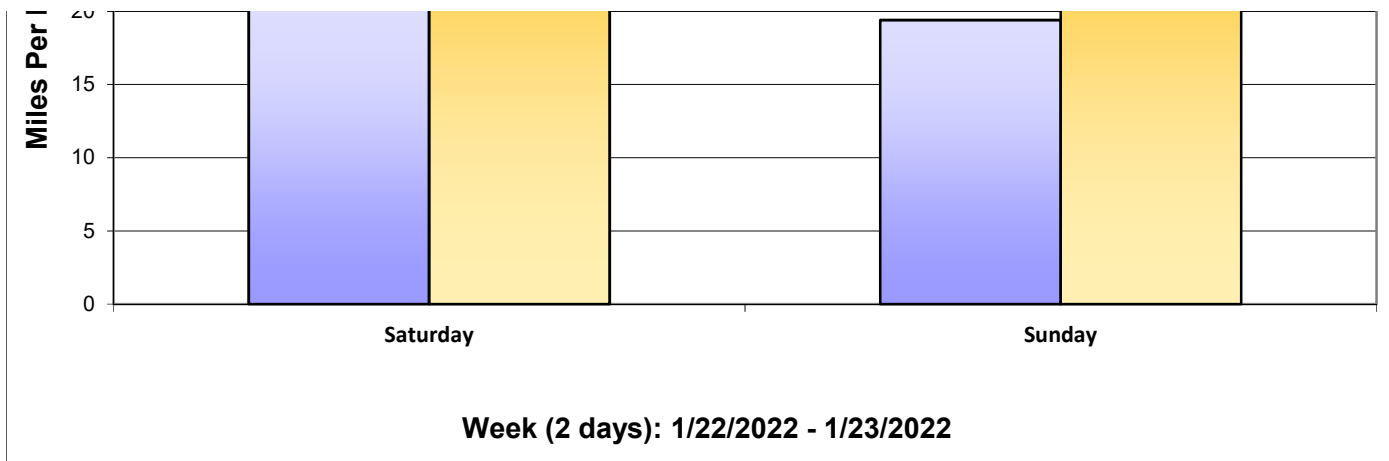


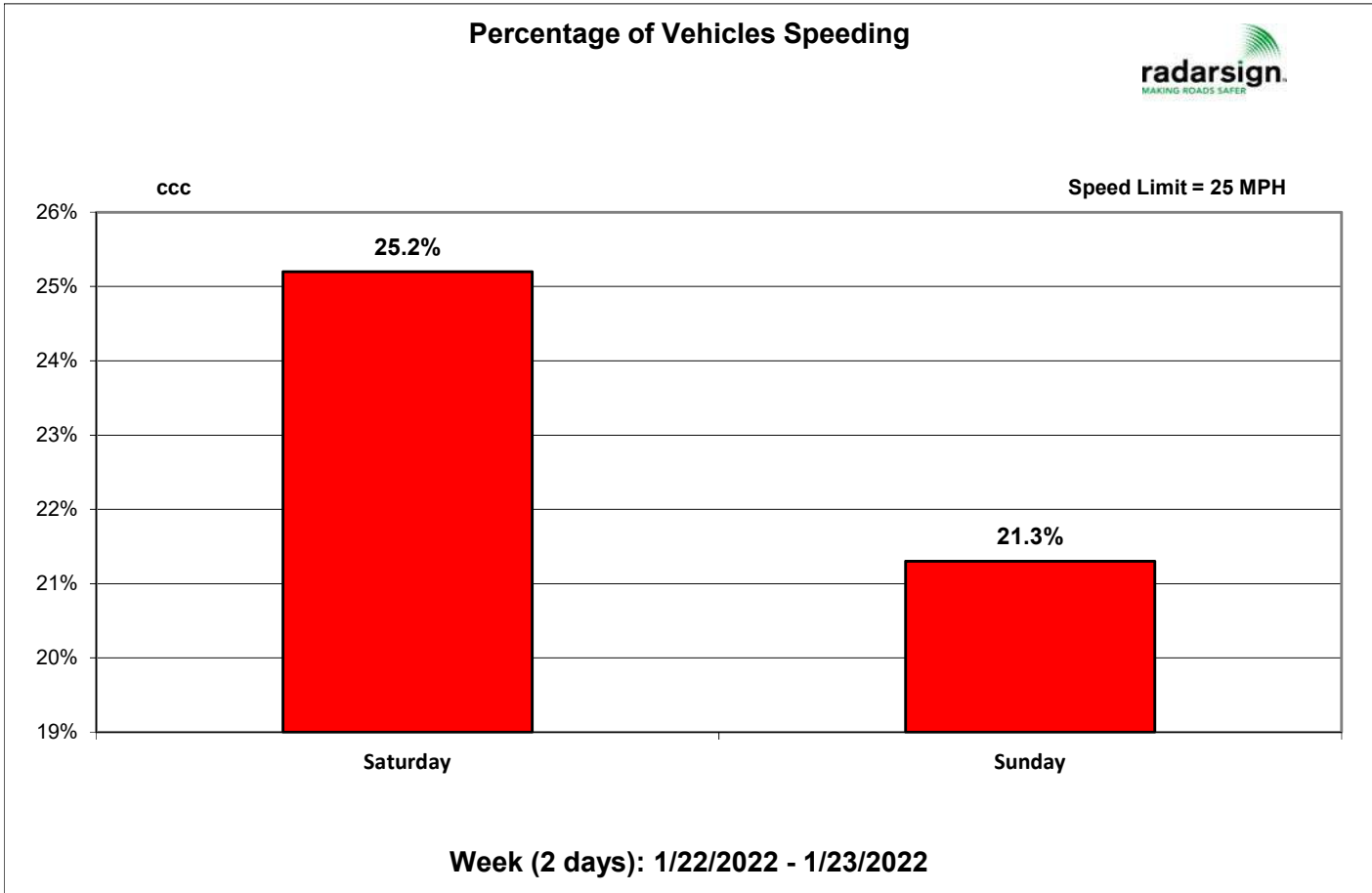
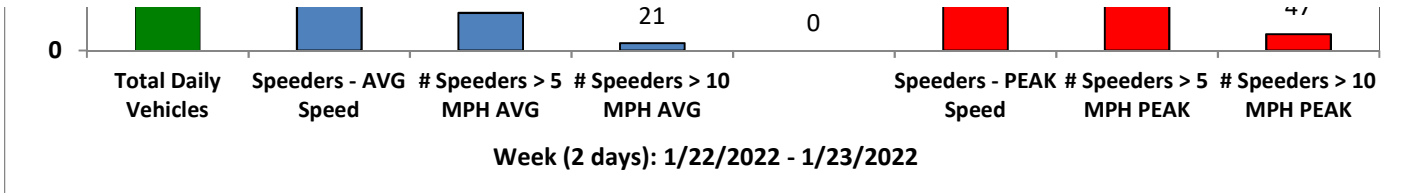
ccc

Speed Limit = 25 MPH



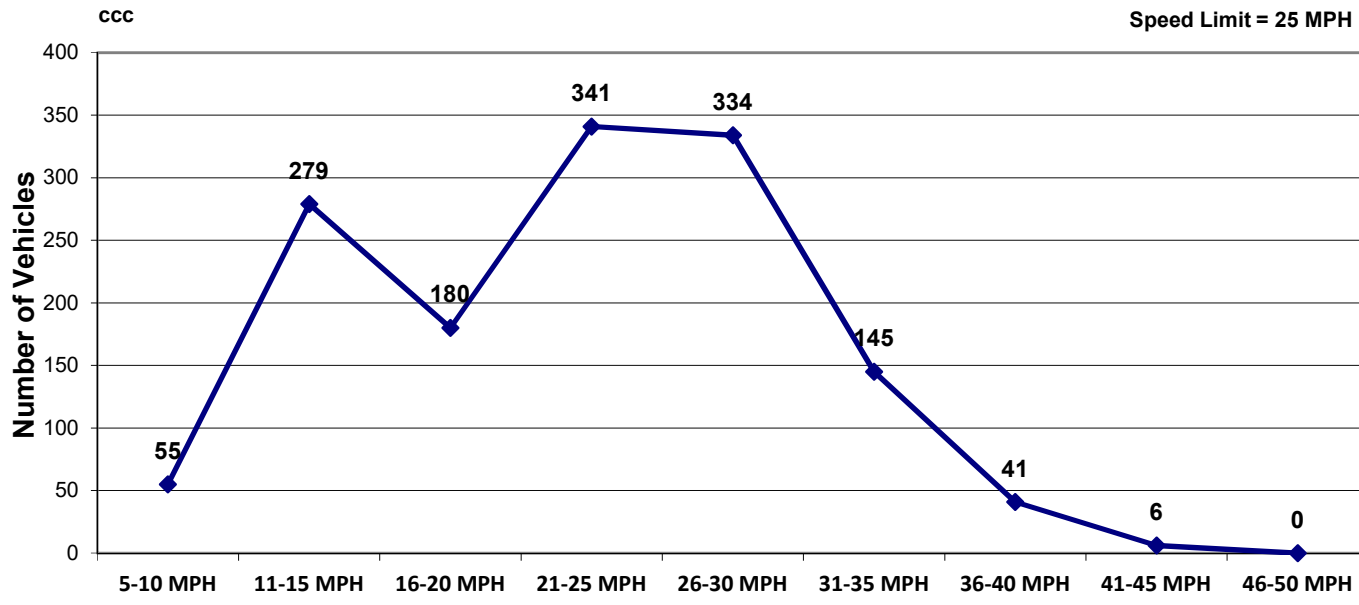






Vehicle Count by Peak Speed Bins

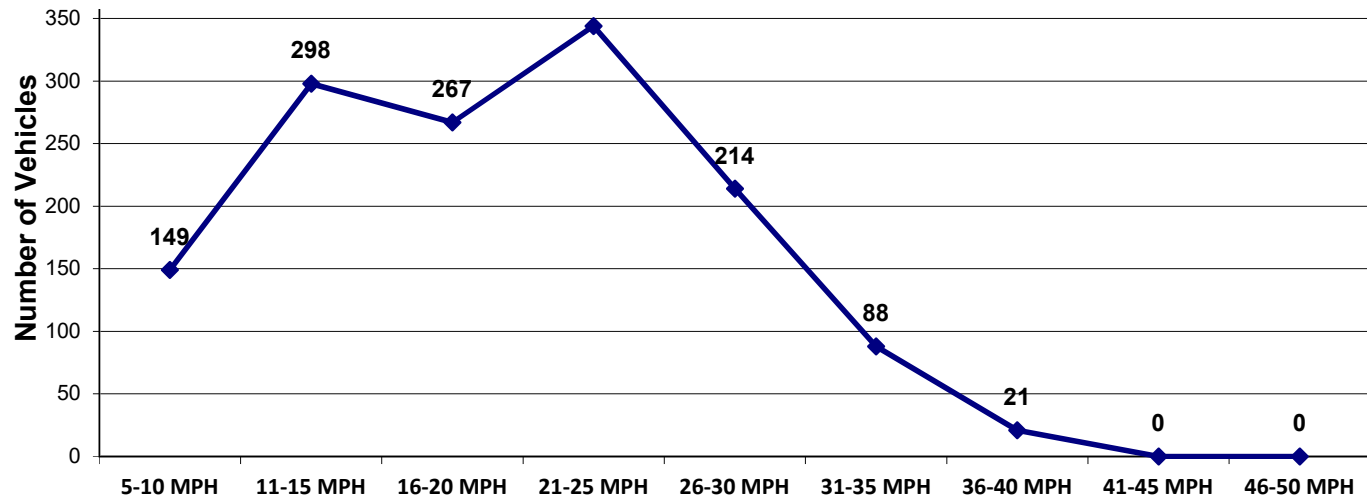
Vehicle Count by Peak Speed Bins



Week (2 days): 1/22/2022 - 1/23/2022

Vehicle Count by Avg. Speed Bins





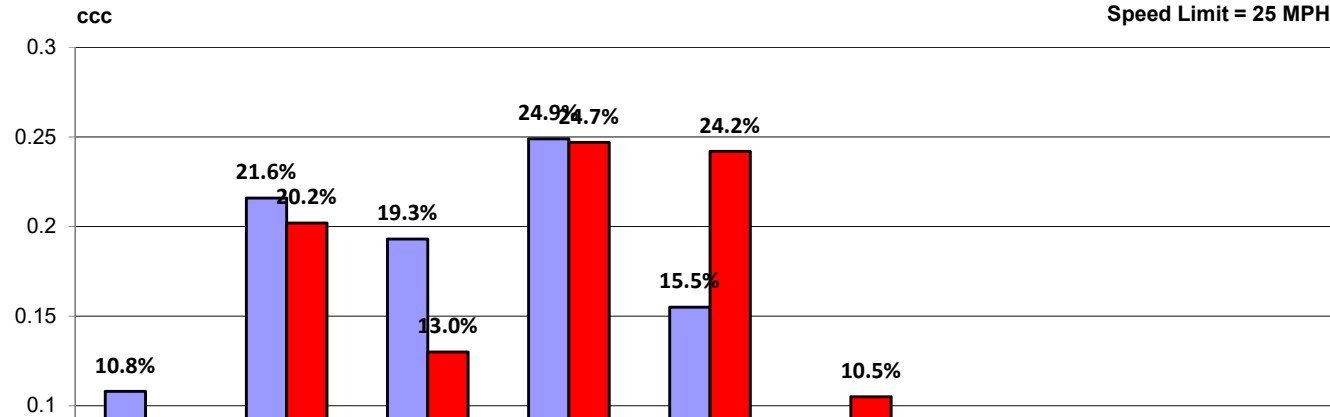
Week (2 days): 1/22/2022 - 1/23/2022

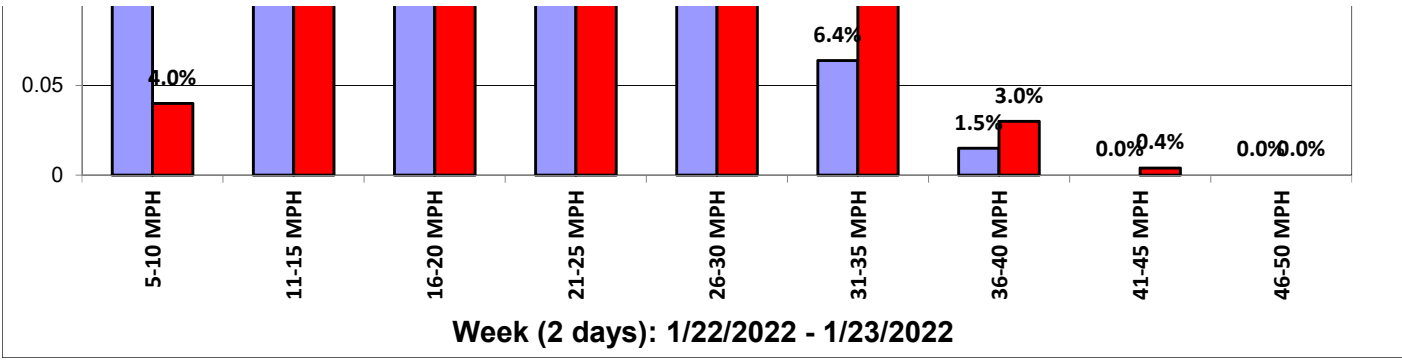
Avg. vs. Peak Speeds by Percentage

■ AVG ■ PEAK



Speed Limit = 25 MPH

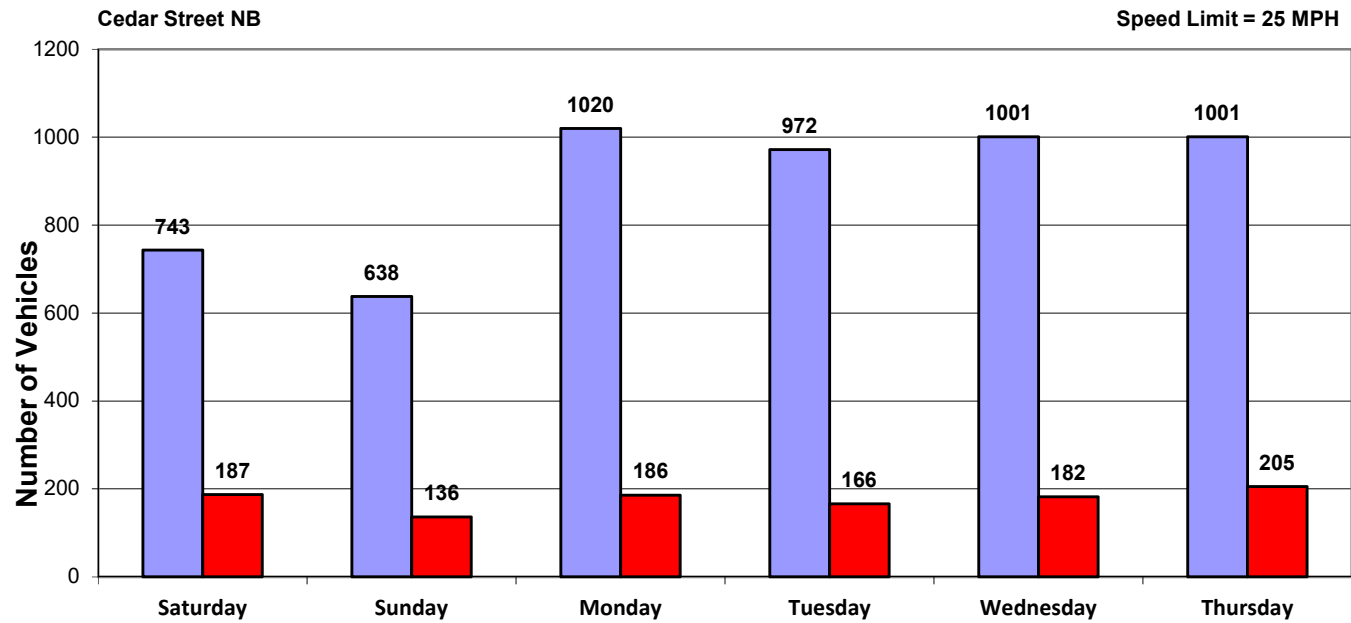




Vehicle and Speed Violator Counts



Tot. Vehicles # Violators



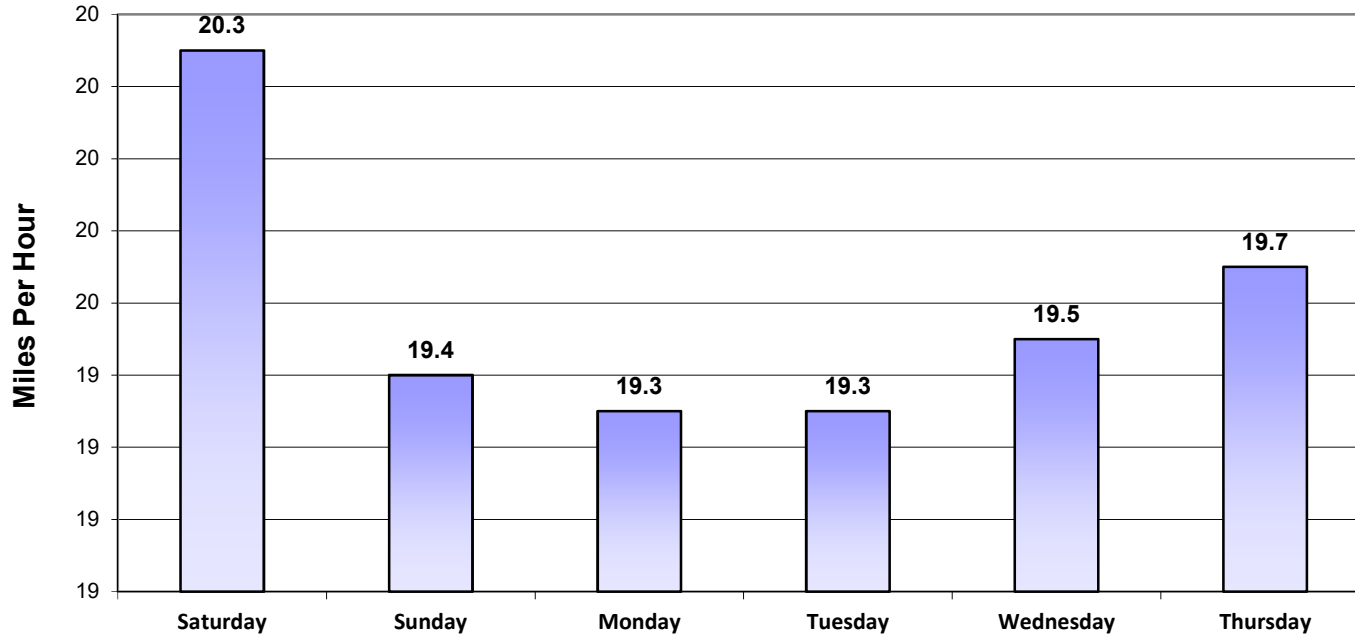
Week (6 days): 1/22/2022 - 1/27/2022

Daily Average Speeds



Cedar Street NB

Speed Limit = 25 MPH



Week (6 days): 1/22/2022 - 1/27/2022

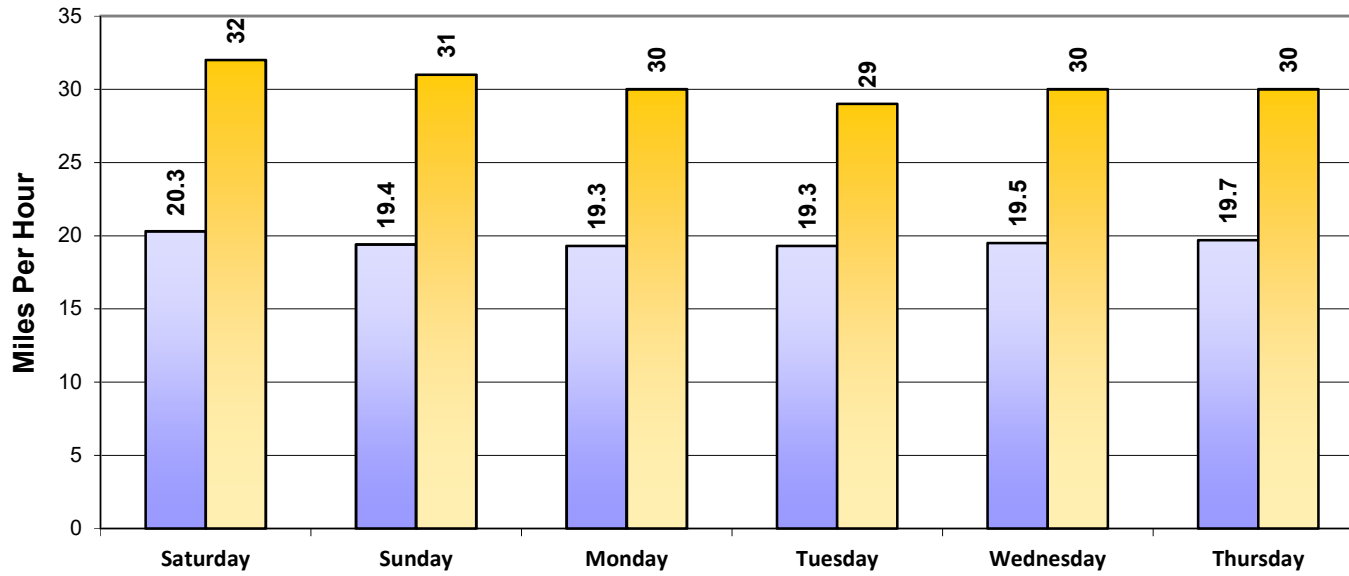
Daily Average Speeds vs. 85th Percentile Speeds



■ Avg. Speed ■ 85th pct Speed

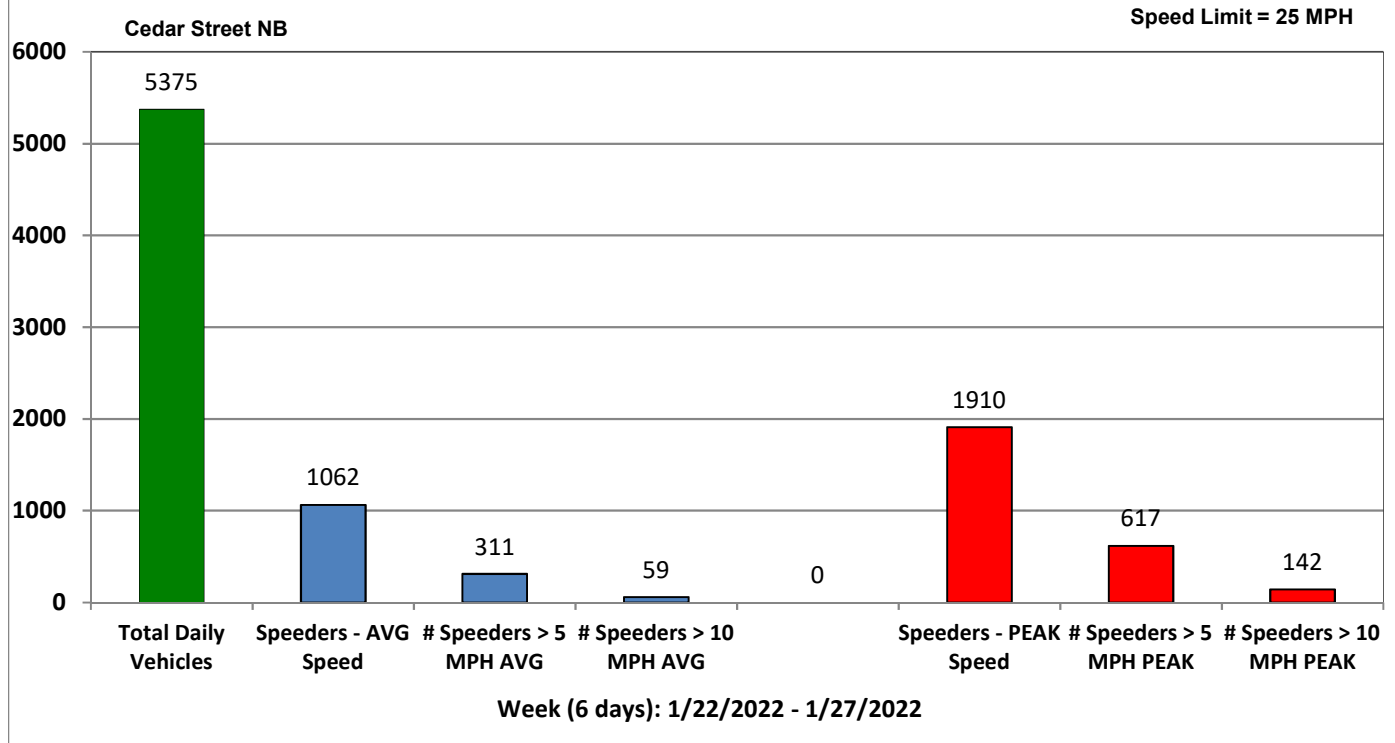
Cedar Street NB

Speed Limit = 25 MPH



Week (6 days): 1/22/2022 - 1/27/2022

Weekly Speed Summary - Vehicle Counts

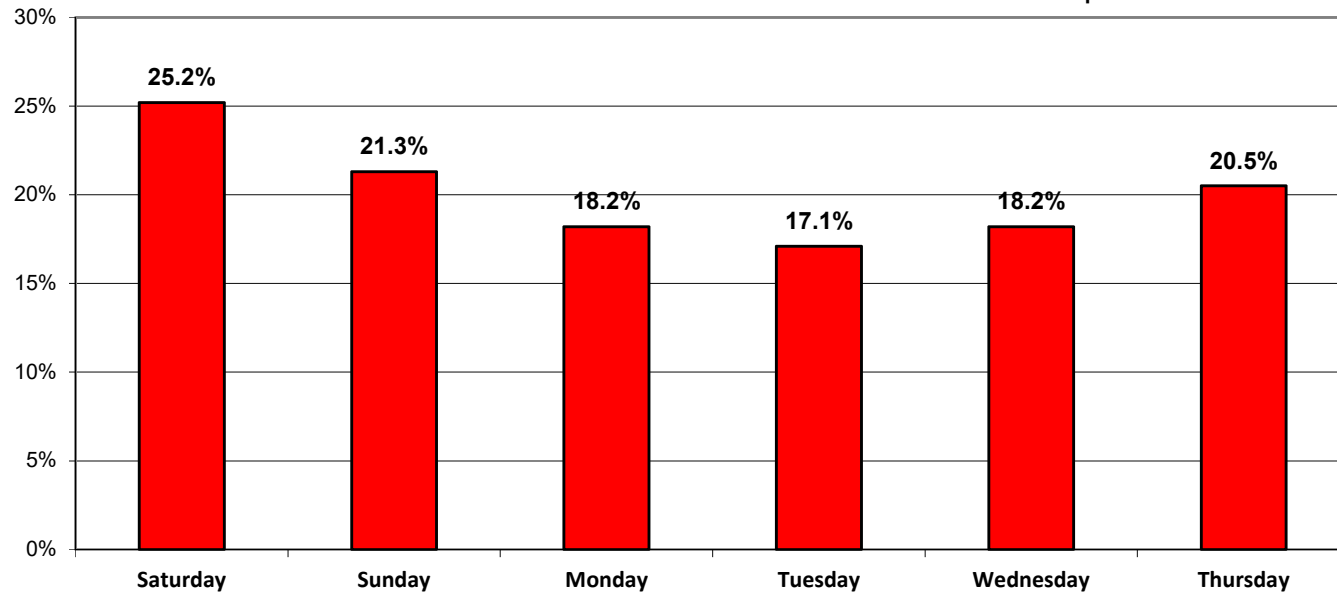


Percentage of Vehicles Speeding



Cedar Street NB

Speed Limit = 25 MPH



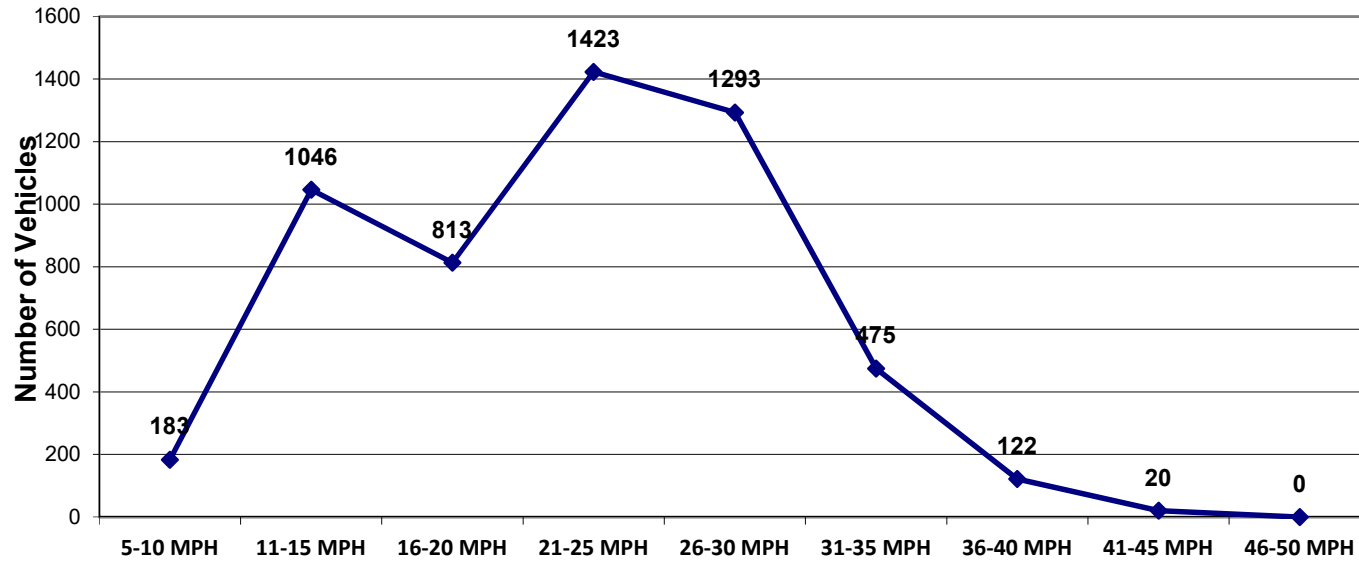
Week (6 days): 1/22/2022 - 1/27/2022

Vehicle Count by Peak Speed Bins



Cedar Street NB

Speed Limit = 25 MPH



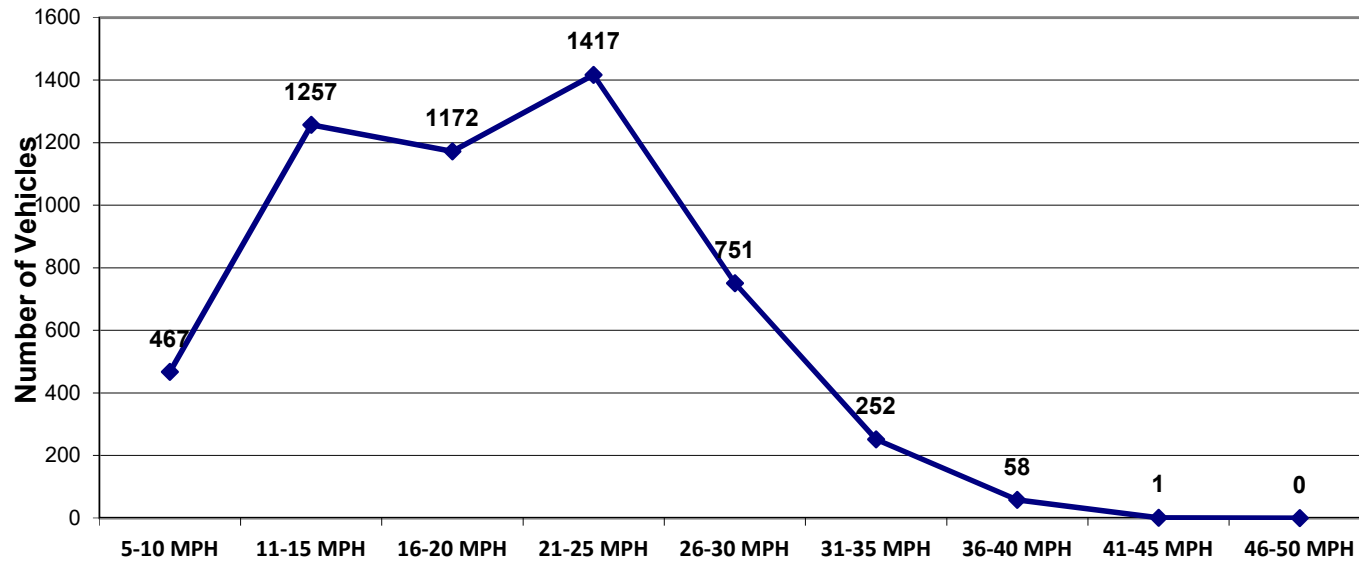
Week (6 days): 1/22/2022 - 1/27/2022

Vehicle Count by Avg. Speed Bins



Cedar Street NB

Speed Limit = 25 MPH



Week (6 days): 1/22/2022 - 1/27/2022

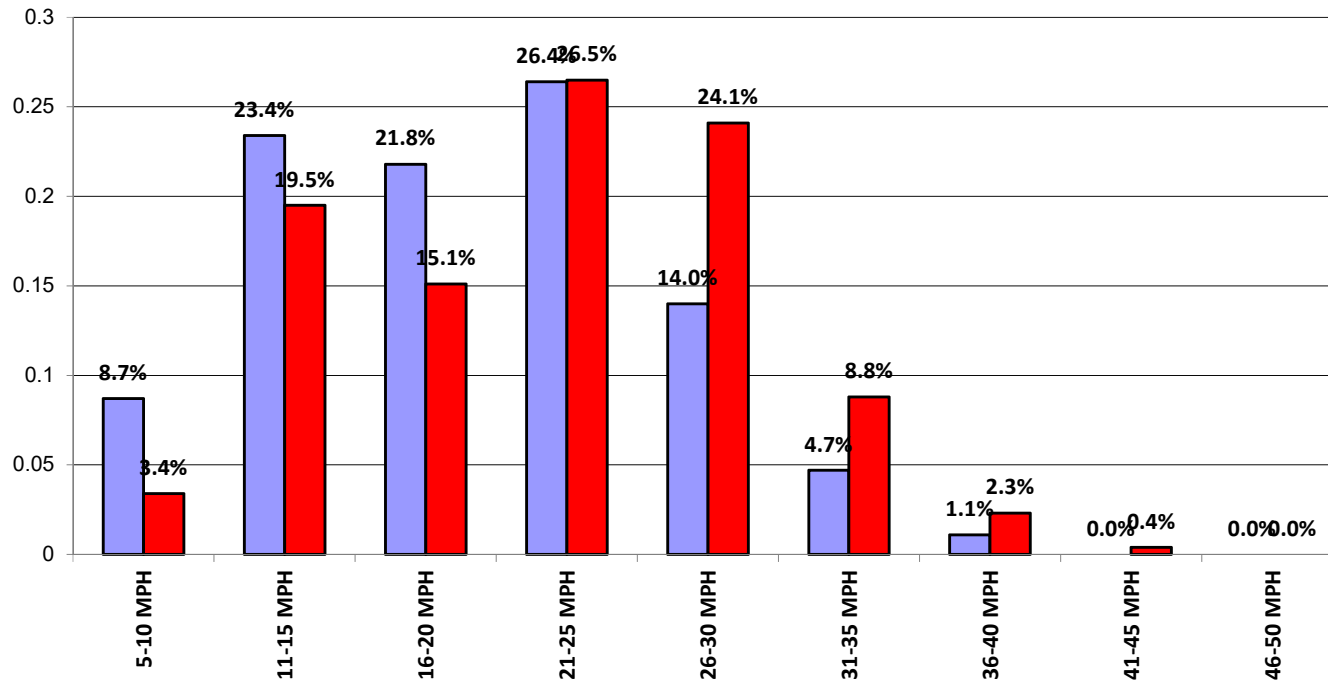
Avg. vs. Peak Speeds by Percentage



■ AVG ■ PEAK

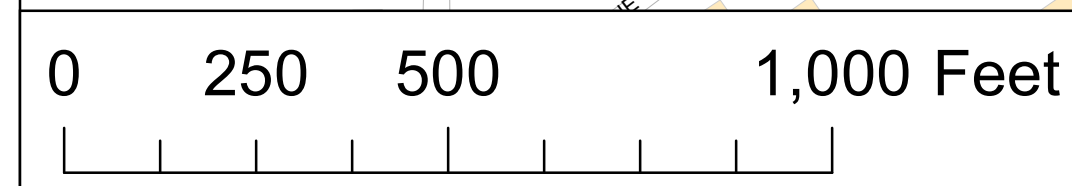
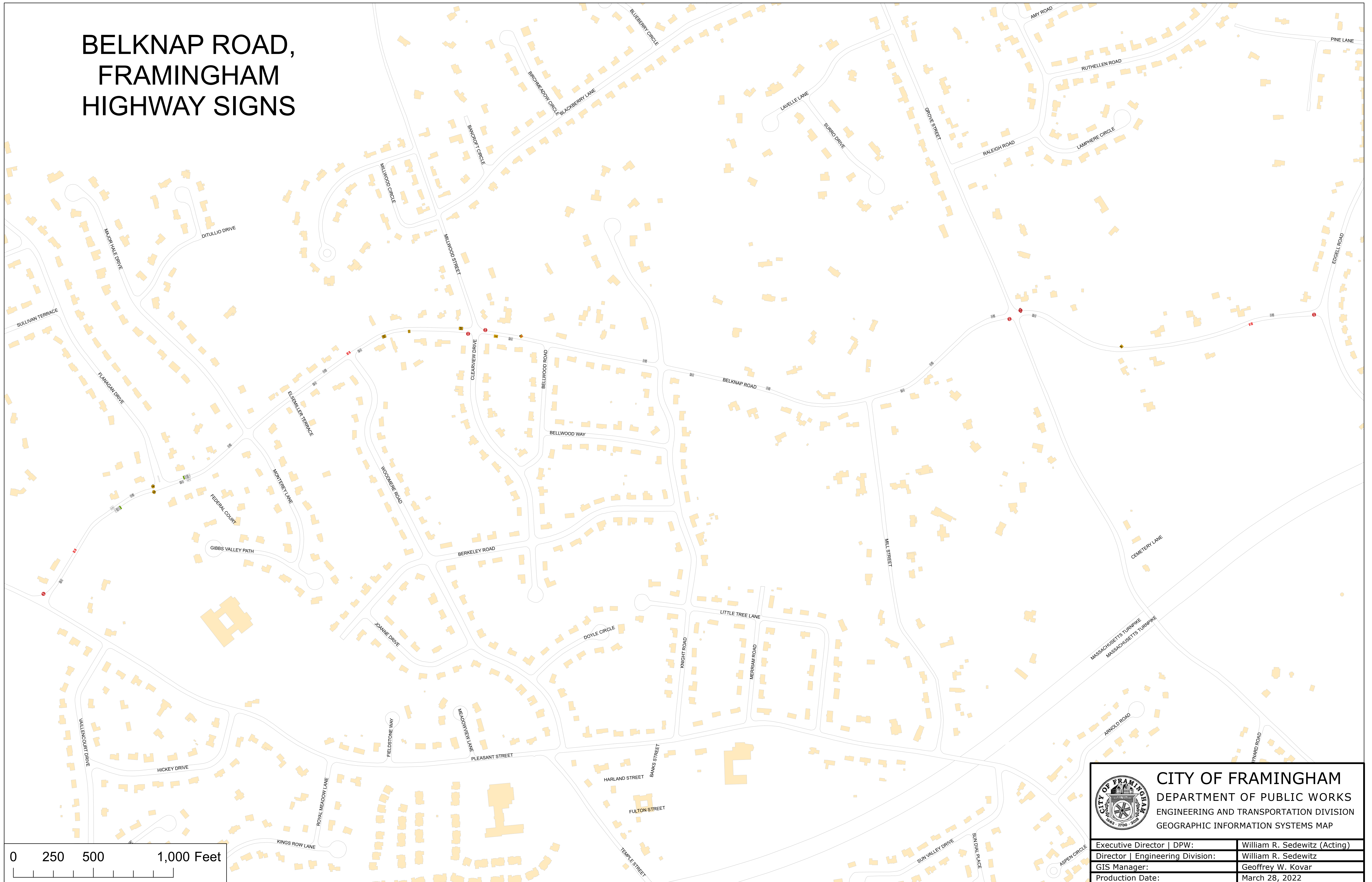
Cedar Street NB


Speed Limit = 25 MPH



Week (6 days): 1/22/2022 - 1/27/2022

BELKNAP ROAD, FRAMINGHAM HIGHWAY SIGNS





CITY OF FRAMINGHAM
 DEPARTMENT OF PUBLIC WORKS
 ENGINEERING AND TRANSPORTATION DIVISION
 GEOGRAPHIC INFORMATION SYSTEMS MAP

Executive Director DPW:	William R. Sedewitz (Acting)
Director Engineering Division:	William R. Sedewitz
GIS Manager:	Geoffrey W. Kovar
Production Date:	March 28, 2022

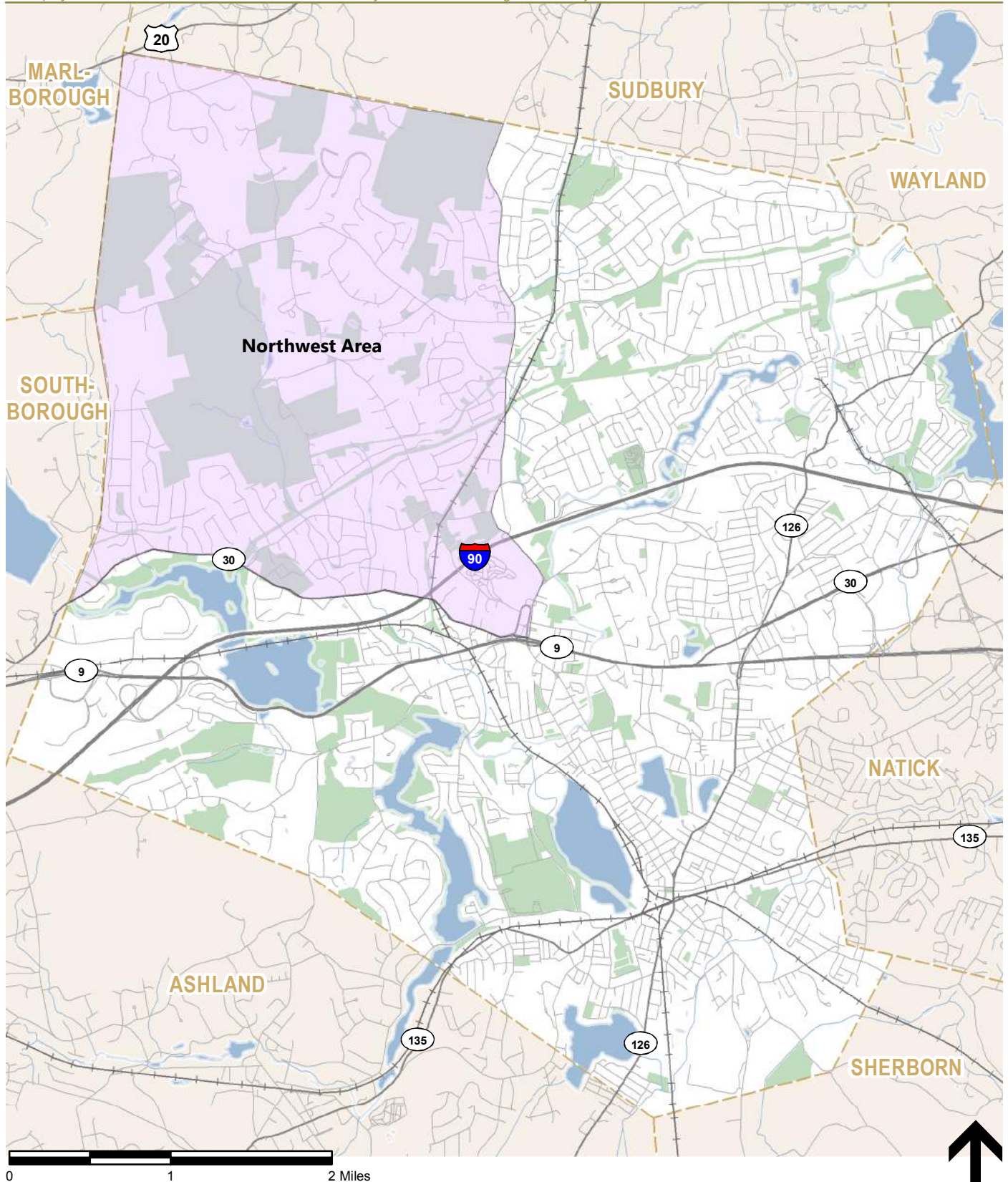
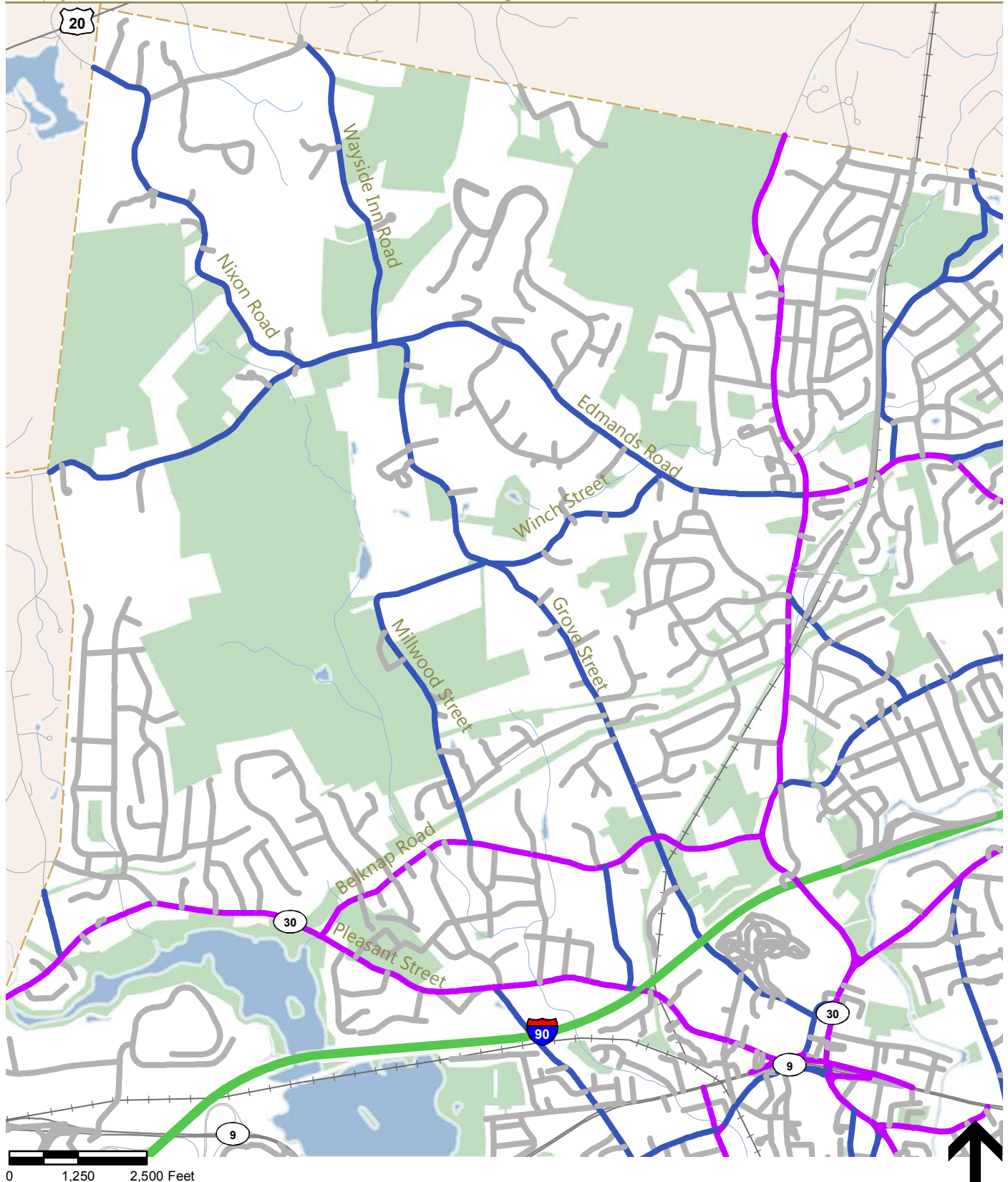


Figure 1

Study Area
Areawide Traffic Calming Evaluation
Northwest Area
Framingham, Massachusetts



Classification

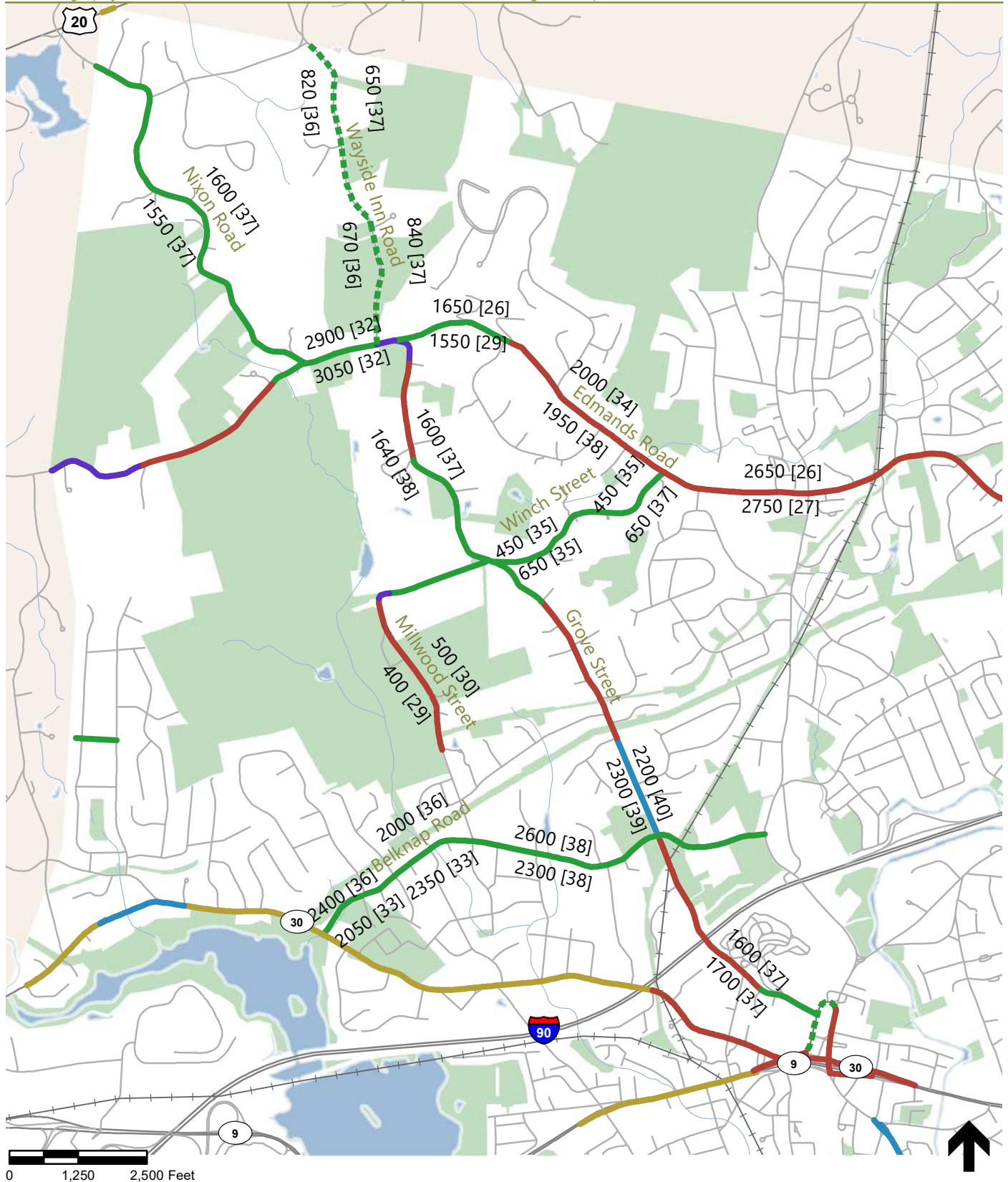
- Local
- Interstate
- Urban Minor Arterial
- Urban Collector



Figure 2

Roadway Classification

Areawide Traffic Calming Evaluation
Northwest Area
Framingham, Massachusetts



Posted Speed Limit (mph)

- 20 mph
- 25 mph
- 30 mph
- 35 mph
- 40 mph

City Wide Statutory Speed Limit (mph)*

- - - 25 mph

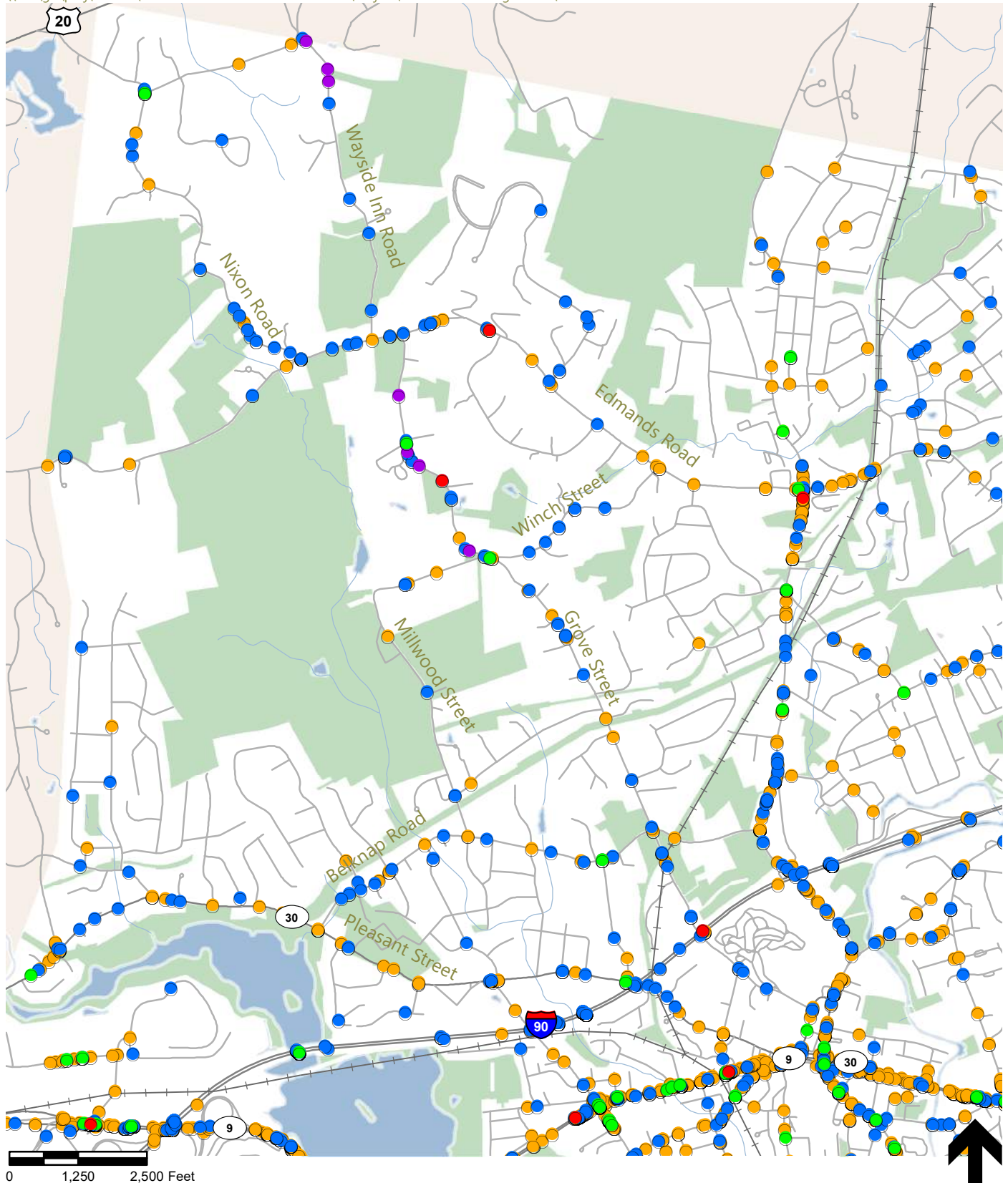
* Per MGL Chapter 90 Section 17C, a 25 mph speed limit is established for any city-owned roadway inside a thickly settled or business district.

XXXX [XX] = Average Daily Traffic [85th Percentile Speed]



Figure 3

Vehicular Speeds and Volume
 Areawide Traffic Calming Evaluation
 Northwest Area
 Framingham, Massachusetts



Crashes

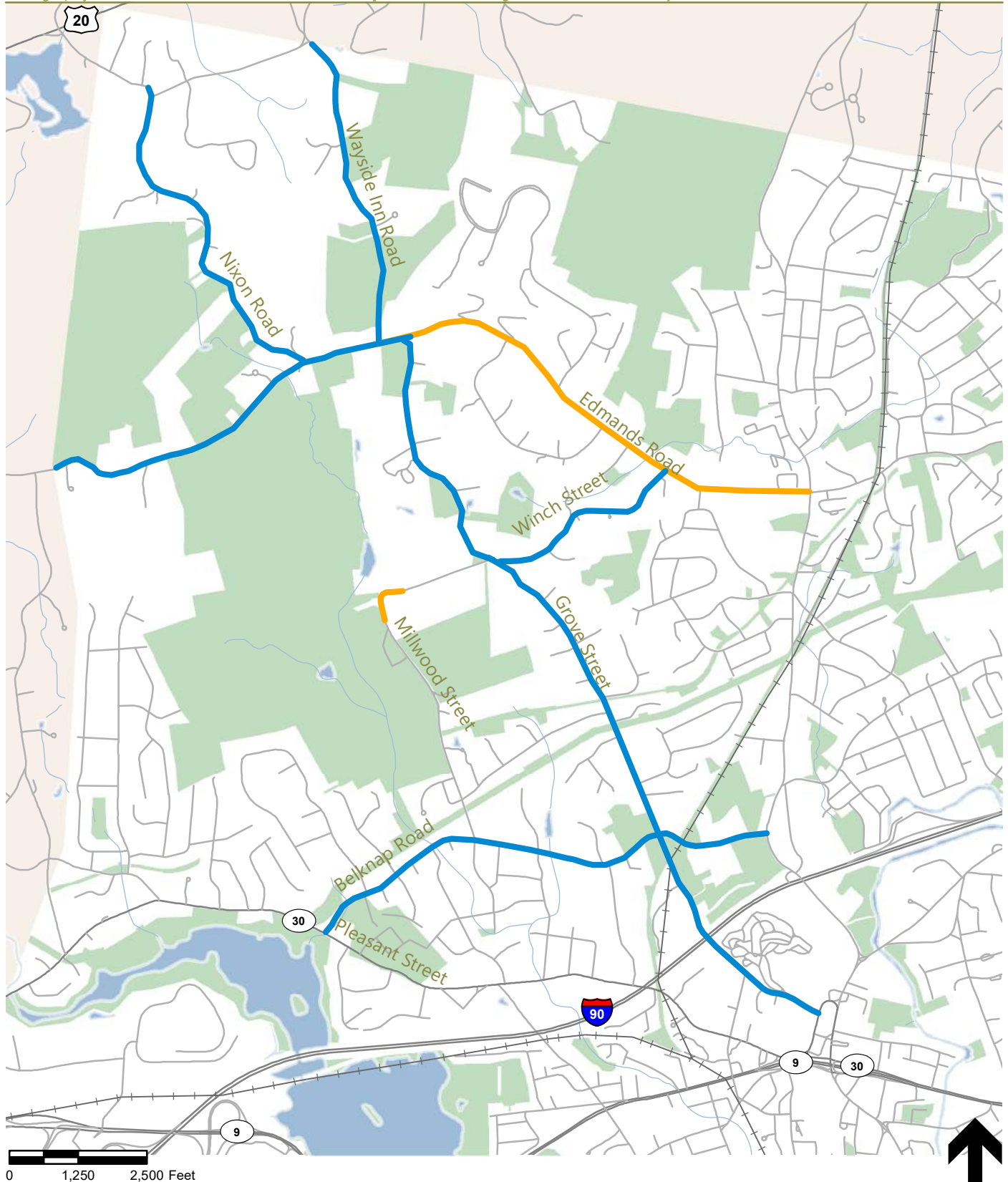
- Fatal (2010 - 2014)
- Bicycle/Pedestrian (2010 - 2014)
- Single Vehicle (2019 - 2021)
- Single Vehicle (2010 - 2014)
- Other (2010 - 2014)



Figure 4

Crash Locations

Areawide Traffic Calming Evaluation
 Northwest Area
 Framingham, Massachusetts



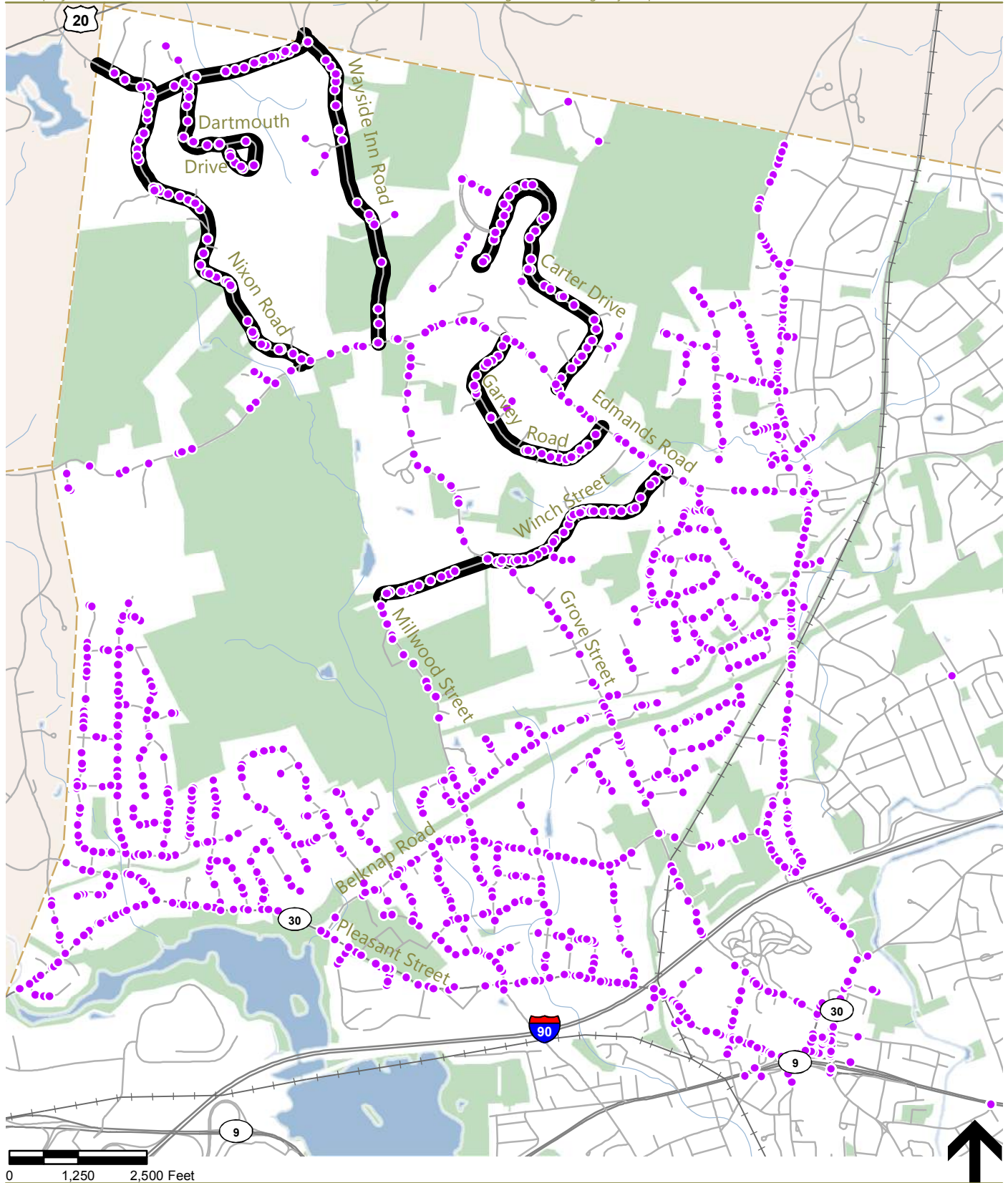
Candidate Roadways

- Candidate Roadway for Traffic Calming
- Traffic Calming Measures Implemented



Figure 5

Candidate Roadways
Areawide Traffic Calming Evaluation
Northwest Area
Framingham, Massachusetts

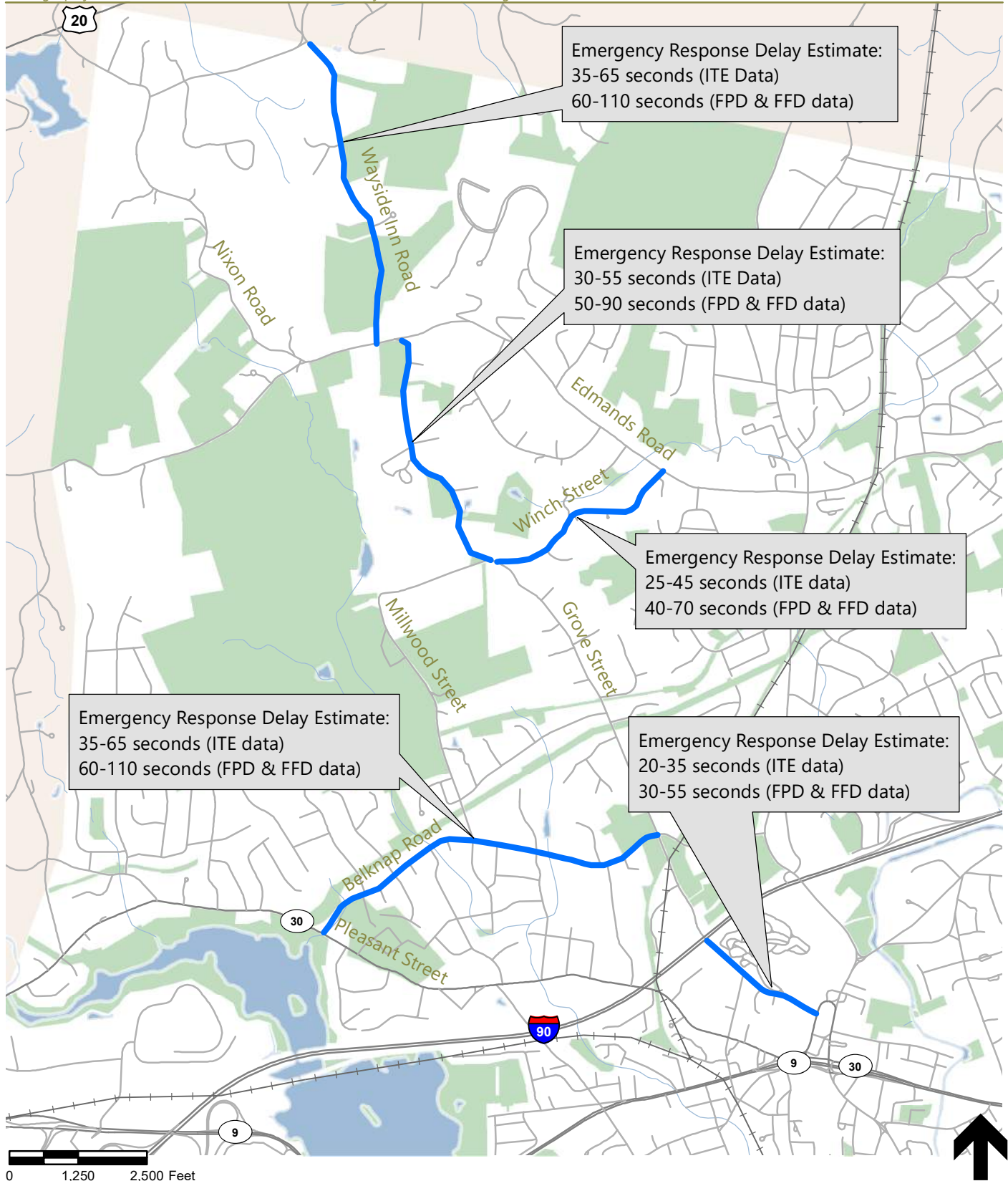


- Emergency Response Locations (2017)
- ▬ Emergency Response Time Comparison Roadway



Figure 6

Emergency Response Locations (2017)
Areawide Traffic Calming Evaluation
Northwest Area
Framingham, Massachusetts



Roadways

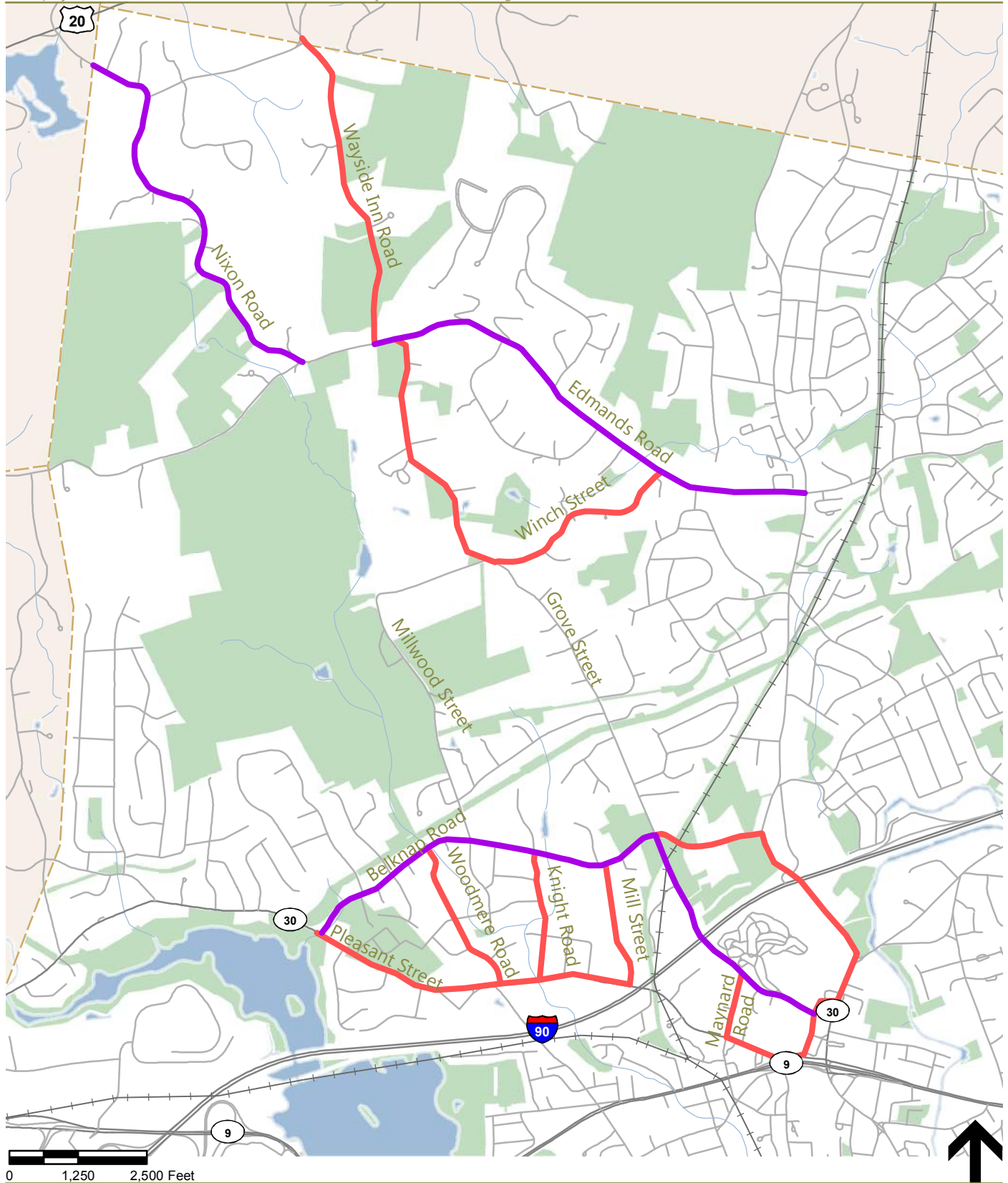
— Candidate Roadway

Note: Emergency response delay estimates are for fire apparatuses. Delays for smaller emergency response vehicles (e.g. ambulances) are anticipated to be less.



Figure 7
**Vertical Alignment Measure
 Candidate Roadways**

Areawide Traffic Calming Evaluation
 Northwest Area
 Framingham, Massachusetts



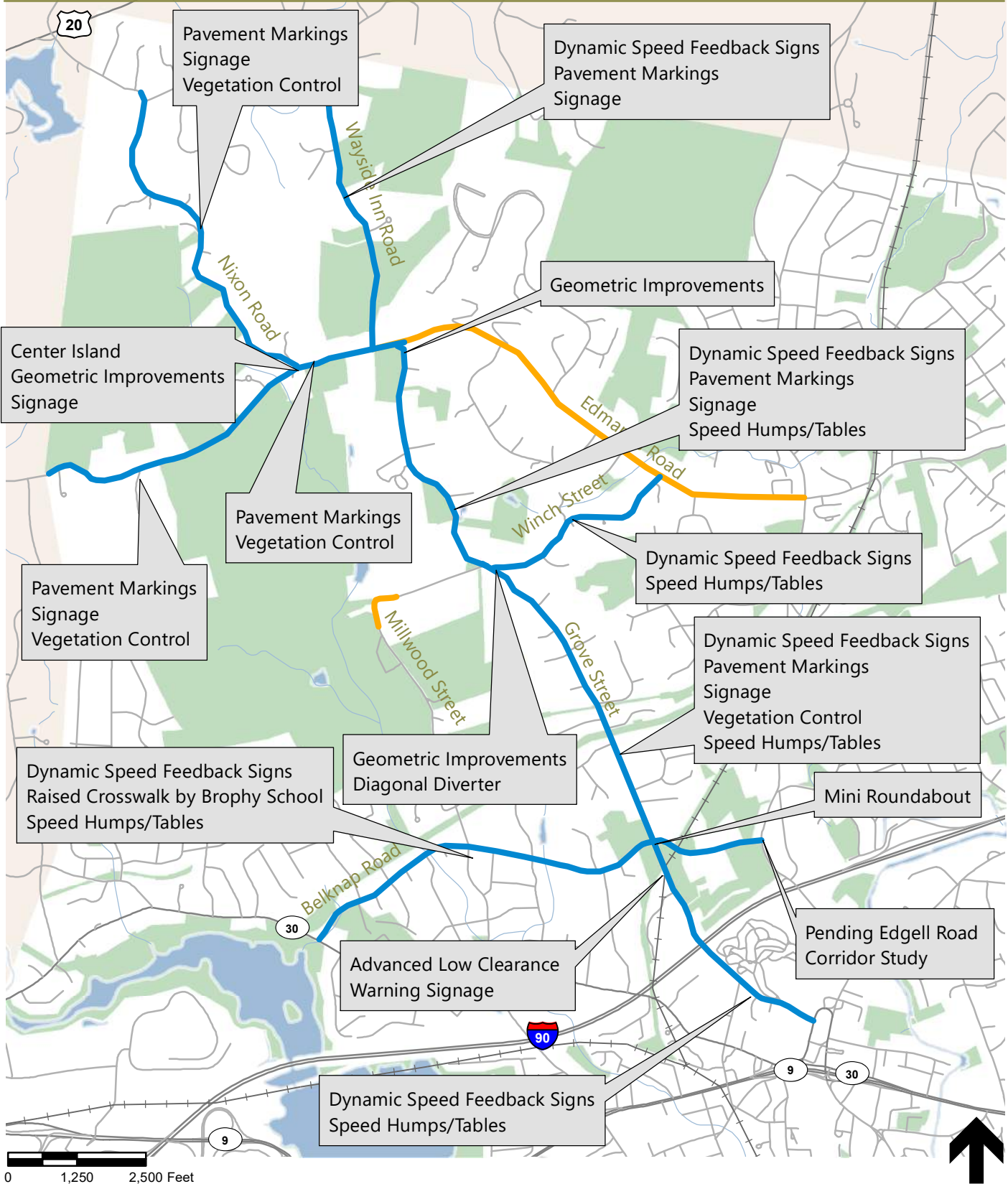
Routes

- Primary
- Parallel



Figure 8

Potential Diversion Routes
Areawide Traffic Calming Evaluation
Northwest Area
Framingham, Massachusetts



Candidate Roadways

- Candidate Roadway for Traffic Calming
- Traffic Calming Measures Implemented



Figure 9
Traffic Calming Plan
 Areawide Traffic Calming Evaluation
 Northwest Area
 Framingham, Massachusetts



Memorandum

To: Adam W. Kiel, PE
Senior Traffic and Transportation
Engineer
City of Framingham

Date: November 10, 2021

Project #: 14484.06

From: Elsa Chan
Laura Castelli
Transportation Planning &
Operations

Re: Areawide Traffic Calming Evaluation
Northwest Area
Framingham, Massachusetts

Introduction

The City of Framingham retained VHB to provide a comprehensive traffic calming evaluation of the Northwest Area of Framingham in 2017. The evaluation was completed and a technical memorandum with the findings and results of the evaluation provided to the City of Framingham in January 2019. The City has recently requested VHB expand the study area to include Grove Street, between Winch Street and Edmands Road, and Wayside Inn Road, between Edmands Road and the Framingham/Sudbury Town Line. The evaluation for the additional study area roadways were conducted using the same methodology as the 2019 traffic calming evaluation. With the exception of the additional findings for the two roadways, the contents of this updated memorandum remain unchanged from the 2019 technical memorandum.

Traffic calming studies have already been conducted for six discrete locations in the Northwest Area of the City. Given that the outcome of traffic calming measures can sometimes create a diversion of traffic from one roadway to another, there is a need to provide a more comprehensive look at traffic calming needs in the Northwest Area, including incorporating the findings of the past studies and identifying other traffic calming priorities.

This memorandum presents the methodology and findings of the study. This areawide traffic calming plan looks at the entire Northwest Area roadway system. It includes a wholistic existing conditions assessment of the area to determine candidate roadways, including those for which traffic calming studies have previously been conducted.

The study area is depicted in Figure 1. The Northwest Area is bound by the Sudbury town line to the north, Edgell Road to the east, Pleasant Street (Route 30) to the south, and the Southborough and Marlborough town Lines to the west. The area consists of primarily residential land use with some commercial uses located along Edgell Road.

Background

Six Traffic Calming Needs Assessments for the Northwest Area have been requested by residents, approved by the Traffic and Roadway Safety Committee (TRSC), and conducted by Greenman Pederson, Inc. (GPI). Recommendations from two of these assessments have been already implemented along Edmands Road and Winch Street.

Traffic Calming Measures

According to the Institute of Transportation Engineers (ITE) Traffic Calming Guidelines¹, "*Traffic calming involves the planning, design, and implementation of self-enforcing traffic control devices or geometric/landscape design features*

¹ *Traffic Calming Guidelines*, Institute of Transportation Engineers, New England Section Technical Committee, June 2016.

101 Walnut Street
PO Box 9151
Watertown, MA 02472-4026
P 617.924.1770

with features on public ways to reduce running travel speeds of motorized street users and make them more aware of the circulation needs of non-motorized street users."

Traffic calming measures can be divided into four broad categories:

1. Vertical Alignment Measures: Measures that create a change in the height of the roadway. When properly designed, vehicles must slow down over these measures in order to avoid unpleasant bumping sensations.
2. Horizontal Alignment Measures: Measures that hinder the driver's ability to drive in a straight line by creating a horizontal shift in the roadway or that effectively narrow the width of the travel lane. With horizontal shifts, vehicles must slow down in order to safely navigate the measure. With roadway narrowing, the usable surface of the roadway is reduced causing vehicles to slow down in order to maintain an acceptable level of comfort.
3. Vehicle Use Restriction Measures: Measures that preclude all types or certain types (typically trucks) of vehicles from using a roadway. These measures aim to make a route less attractive to non-local traffic.
4. Other Measures: Measures that typically increase drivers' awareness of surroundings. These measures provide feedback to drivers in order to reduce speeds.

Table 1 summarizes specific traffic measures in each category along with their advantages and disadvantages.

Table 1: Traffic Calming Measures

Description	Advantages	Disadvantages	Potential Traffic onto Adjacent Roads	Reduces Speeds	Increases Roadway Safety	Impacts Emergency Access	Increases Pedestrian Mobility	Increased Bicycle Mobility	Cost	Impacts Right-of-way	Enhances Community Character	Maintenance	Comments	
VERTICAL ALIGNMENT														
Speed Hump	Raised area of roadway deflecting both the wheels and frame of traversing vehicle. (Typically 3 to 3.5 inches tall and 12 to 14 feet long)	Increases awareness, permanent presence, slows traffic.	Increases noise, cost, maintenance. Impacts emergency response times and equipment.	✗	✓	✓	✗	✓	✓	Low-Moderate	None	○	✗	Has replaced use of speed bumps on public roads. Not recommended for high volume roadways.
Speed Table/ Raised Crosswalk	Flat topped speed hump. Typically long enough for entire wheelbase of passenger car to rest on top. (Typically 3 to 3.5 inches tall and 22 feet long)	Increases awareness, permanent presence, slows traffic.	Increases noise, cost, maintenance. Impacts emergency response times and equipment.	✗	✓	✓	✗	✓	✓	Low-Moderate	None	✓	✗	Not recommended for high volume roadways. Preferable to speed humps for emergency vehicles. When implemented in conjunction with a crosswalk, called a raised crosswalk.
Raised Intersection	Flat area covering the intersection of two or more streets. Generally raised to intermediate or sidewalk level with ramps on all approaches.	Increases awareness, permanent presence, slows traffic.	Increased noise, cost, maintenance. Impacts emergency response times and equipment.	✗	✓	✓	✗	✓	✓	Moderate-High	None	✓	✗	Not recommended for high volume roadways.
Speed Cushion	Speed hump with gaps for tires of emergency vehicles. Commonly made of prefabricated rubber and bolted into place evenly spaced three or four across.	Increases awareness, permanent presence, slows traffic.	Increased noise, cost, maintenance.	✗	✓	✓	○	✓	✓	Low-Moderate	None	○	✗	Not recommended for high volume roadways. Possible maintenance issues particularly at cold climate locations. May not be effective for all types of equipment used by emergency responders.
✓ Positive Impact, ○ No Impact, ✗ Negative Impact														

Description	Advantages	Disadvantages	Potential Traffic onto Adjacent Roads	Reduces Speeds	Increases Roadway Safety	Impacts Emergency Access	Increases Pedestrian Mobility	Increased Bicycle Mobility	Cost	Impacts Right-of-way	Enhances Community Character	Maintenance	Comments	
HORIZONTAL ALIGNMENT														
Mini-Roundabout	Type of roundabout with small diameter and traversable islands (central island and painted splitter islands).	Solves safety or operational issues at stop-controlled or signalized intersection.	Right-of way impacts, costs, delays for large trucks.	○	✓	✓	○	✓	✓	Moderate	Varies	○	✗	Proximity to large traffic generators may affect operations.
Traffic Circle	Raised, often landscaped, island in center of intersection requiring vehicles to travel counter-clockwise around island.	Slows traffic, adds aesthetics to the street.	Restricts truck turning, including emergency, costs	○	✓	✓	✗	○	○	Moderate	None	✓	✗	Operates as two-way or all-way stop-control. Less effective at T-intersections and hard to design for offset intersections. Adequate for low traffic volumes.
Median/Center Island	Raised island (can also be painted) along the street centerline that narrows travel lanes.	Potential to reduce speeds.	Impacts truck movements, may reduce access to driveways, costs, maintenance, drainage.	○	✓	✓	✗	✓	✗	Moderate	None	✓	✗	Not as effective if painted. If textured pavement incorporated may increase noise levels.
Transverse Markings/Speed Reduction Markings	Markings on the roadway to visually reduce width of travel lane and/or to create illusion of traveling faster.	Increases awareness, slows traffic.	Maintenance, visibility in winter conditions.	○	✓	✓	○	✓	✓	Low	None	○	✗	
Roundabout	Circular intersection in which traffic travels counterclockwise around a central non-traversable island with splitter islands at entries/exits. Entering traffic yields to circulating traffic.	Solves safety or operational issues at stop-controlled or signalized intersection.	Right-of way impacts, costs.	○	✓	✓	○	○	○	High	High	○	✗	Requires large area due to large inscribed circle diameter.
Road Narrowing	Reducing pavement width of road. Space may be reallocated to other modes of travel	Potential to reduce speeds, accommodates multi-modal travel.		✗	✓	✓	○	✓	✓	Low	None	○	○	Need to ensure adequate width for emergency vehicles.
Neckdown/Bulb-out/Curb Extension/Choker	Narrowing the roadway by extending the curb at key intersections and mid-block locations.	Slows traffic, increases pedestrian safety, alters street environment.	Costs, maintenance, drainage, alters street environment.	○	✓	✓	○	✓	○	Moderate	None	✓	✗	Need to consider bicyclists in design.
Chicane	Realigning a straight roadway through a series of curb extensions creating a slalom effect.	Slows traffic, diverts traffic, alters street environment.	Costs, maintenance, drainage, right-of-way, alters street environment. Impacts emergency response times.	✗	✓	✓	✗	✓	✓	High	None	○	✗	Only improves bicycle mobility if designed with cut-through or bypass lane.

Note: Shaded measures not appropriate for the Northwest Area.
 ✓ Positive Impact, ○ No Impact, ✗ Negative Impact

Description	Advantages	Disadvantages	Potential Traffic onto Adjacent Roads	Reduces Speeds	Increases Roadway Safety	Impacts Emergency Access	Increases Pedestrian Mobility	Increased Bicycle Mobility	Cost	Impacts Right-of-way	Enhances Community Character	Maintenance	Comments	
VEHICLE USE RESTRICTION														
Forced Turn Island	Raised islands to restrict movements at intersections.	Potential to increase safety, slows traffic	Costs, maintenance, drainage, emergency access, alters access.	✗	✓	✓	✗	○	✗	Moderate	None	○	✗	Can mitigate bicycle impacts by allowing movements not permitted to vehicles.
Diverter	Raised barrier diagonally across intersection prohibiting through traffic.	Reduces pedestrian exposure, prohibits through traffic.	Costs, maintenance, drainage, emergency access, alters access.	✗	✓	✓	✗	○	✗	Moderate	None	○	✗	Can mitigate bicycle impacts by allowing movements not permitted to vehicles.
Truck Use Restriction	Prohibit truck use of certain roads.	Potential to increase safety, reduces noise	Need to change regulation, truck diversion.	✗	✗	✓	○	✓	✓	Low	None	✓	○	Need to have appropriate alternate route.
One-Way/Full-Closure Restriction	Geometric and signage strategies to limit movements.	Limits cut-through traffic.	Inconvenience residents and businesses, create circuitous traffic patterns, speeds may increase.	✗	✗	○	✗	○	○	Moderate-High	None	✗	○	Converting two-way streets to one-way travel can increase vehicle speeds if there is no other mitigation.
OTHER (non-traffic calming)														
Speed Feedback Signs	Displays operating speed.	Increases awareness, slows traffic.	May be ignored limiting effectiveness.	○	✓	✓	○	✓	✓	Low-Moderate	None	○	✗	Most effective if combined with regular enforcement efforts.
Gateway	Creating a focal point indicating use/ character of roadway.	Increases awareness.	Right-of-way impacts, costs, maintenance.	○	✓	✓	○	✓	✓	Moderate	Varies	✓	✗	Should be used in combination with other strategies. Minimal benefits if used alone.
Rumble Strip	Raised buttons, bars or grooves closely spaced on roadway to create noise and vibration.	Increases awareness, reduces speeds.	Increases noise, maintenance.	○	✓	✓	○	✓	✓	Low	None	✗	✗	Not applicable in residential settings due to noise impacts.

Note: Shaded measures not appropriate for the Northwest Area.

✓ Positive Impact, ○ No Impact, ✗ Negative Impact

Traffic Calming Evaluation

The traffic calming evaluation for the Northwest Area uses an assessment of existing conditions data to identify roadway corridors that are priority candidates. Potential traffic calming measures appropriate for those corridors are then identified and a mix of measures for each corridor selected. The final steps are to assess whether the benefits of the traffic calming measures area outweigh the impacts of traffic diversions or on emergency vehicle response times. The outcome of the evaluation is a recommended traffic calming network for the Northwest Area.

Existing Conditions Data

VHB conducted a review of existing conditions data in the Northwest Area, including; roadway geometry, roadway jurisdiction, roadway classification, vehicular speeds, vehicular traffic volumes, and crashes. The data were compiled from GIS sources, supplemental field data collected by VHB, information provided by the City, and previous studies by GPI. Key data are summarized in Figures 2 through 4.

- Figure 2 shows information on roadway classification. All of the Northwest Area study roadways are under jurisdiction of the City. Most of the local roads are "City accepted roads", that is, roads for which the City is responsible for maintenance and which are eligible for various State Aid Highway funding programs. Some local roads are private ways and not included in the State Aid Highway programs.
- Figure 3 shows posted speed limits, actual vehicle speeds, and traffic volumes for some of the primary corridors. The vehicle speed and volume data were obtained through GIS sources, data collected by VHB, information provided by the City, and previous studies by GPI.
- Figure 4 depicts crash locations through the Northwest Area. Through review of the crashes, it was found that a high percentage of crashes in the area were classified as "single vehicle" crashes which can be indicative of excess speeds in addition to other factors such as driving under the influence, distracted driving, fatigue, inclement weather, etc. The location, number, type and severity of the crashes were used to assist in the selection of roadways that are good candidates for traffic calming.

Candidate Roadways

Based the existing conditions review, the following roadways were identified as good candidates for traffic calming measures and are shown in Figure 5. These roadways experienced high speeds and/or a high number of crashes.

- Nixon Road from the Marlborough town line to Edmands Road
- Edmands Road from the Southborough town line to Wayside Inn Road (*previously studied by GPI in September 2012*)
- Edmands Road from Wayside Inn Road to Edgell Road (*previously studied by GPI in September 2012; improvements implemented in 2014*)
- Winch Street at Millwood Street (*previously studied by GPI in September 2013; improvements implemented in August 2015*)
- Winch Street from Grove Street to Edmands Road (*previously studied by GPI in March 2016*)

- Grove Street from Edmands Road to Belknap Road
- Belknap Road from Pleasant Street to Edgell Road (*previously studied by GPI in August 2016*)
- Grove Street from Belknap Road to Vernon Street (*previously studied by GPI in March 2016*)
- Wayside Inn Road from the Framingham/Sudbury Town line to Edmands Road

Traffic Calming Measures for Candidate Roadways

Traffic calming measures appropriate and/or feasible for each candidate roadway were selected from the menu of typical traffic calming measures presented in Table 1. Table 2 summarizes the measures which were determined to be suitable for the Northwest Area:

Table 2 Potential Traffic Calming Measures for the Northwest Area

Vertical Alignment Measures	Horizontal Alignment Measures	Other Measures
Speed Hump	Mini-roundabout	Speed Feedback Signs
Speed Table/Raised Crosswalk	Traffic Circle	Gateway
Raised Intersection	Median/Center Island	
Speed Cushion	Transverse Markings/Speed Reduction Markings	
	Diagonal Diverters	

Potential Speed Reduction

Based on information provided by the ITE Traffic Calming Guidelines², all four vertical alignment measures, in addition to mini-roundabouts and traffic circles, have a moderate to high impact on speed reduction. Median/center islands and gateway treatments tend to have low impacts on speeds, while there was no information on transverse markings/speed reduction markings and speed feedback signs. However, based on available speed information from roadways where temporary or permanent speed feedback signs were deployed in the Northwest Area of Framingham, it appears that the signs alone were only mildly effective in reducing speeds and periodic enforcement would also be required to encourage good driver behavior and improve compliance, particularly for commuters and frequent users along these roadways. While police enforcement is effective in reducing speeds, resources for police department are often constrained. As such, substantive time to traffic control cannot be devoted without dedicated officers and funding.

Considerations for Vertical Alignment Measures

In developing the areawide traffic calming plan recommendations, VHB considered the advantages and disadvantages of each potential traffic calming measure as well as the feasibility of its implementation. Concerns were raised

² *Traffic Calming Guidelines*, Institute of Transportation Engineers, New England Section Technical Committee, June 2016.

regarding the implementation of vertical alignment measures in particular with respect to emergency response times. Table 3 summarizes the advantages and disadvantages specifically for vertical alignment measures.

Table 3 Vertical Alignment Measures Advantages vs. Disadvantages

Advantages	Disadvantages
Effective at reducing speeds ¹	Impacts to emergency response times
Self-enforcing, thereby not requiring additional City resources such as police presence	Impacts to drainage
Low maintenance costs	Potential diversion of traffic to other residential streets
Other highly effective measures at reducing speeds were not feasible given right-of-way constraints	

1 Studies conducted by GPI of Edmands Road indicated that the speed table and speed humps installed in 2014 reduced the 85th percentile speed from approximately 35 to 40 mph to approximately 25 to 30 mph.

The disadvantages associated with vertical alignment measures were weighed against the advantages to achieve a balance where public safety for all users was maximized. In addition to the advantages and disadvantages, the following should also be considered prior to installing vertical alignment measures:

- Emergency response routes;
- Character and land use(s) of the roadway, and context in the overall transportation network;
- Existing pedestrian facilities along the roadway; and
- Input from local officials and residents.

Assessment of Emergency Vehicle Response Times

Another area of concern regarding traffic calming measures involves increases in emergency response times. These increases in response times require close coordination with emergency personnel and others when developing a traffic calming plan to achieve a balance that best serves the public’s safety needs. The areawide traffic calming plan was developed with this public policy balance in mind and includes an assessment of impacts to emergency vehicle response times based on information provided by the City of Framingham’s Police and Fire departments.

Based on data published in ITE’s *Traffic Calming: State of the Practice*³, a fire apparatus is delayed on average by five to six seconds per speed hump, with minimum delays reported at approximately three seconds and maximum delays reported at approximately 11 seconds. Ambulances are delayed on average by three seconds per speed hump.

In comparison, the City of Framingham provided response time data for an approximately two-year period before (2011 through 2013) and a two-year period after (2015 through 2017) the installation of five speed humps and one speed table along Edmands Road. The response time data included average emergency vehicle response times to seven roadways within the Northwest Area which likely require travel along a portion or all of Edmands Road. It should

³ *Traffic Calming: State of the Practice*, Institute of Transportation Engineers, August 1999.

be noted that the data provided is the average of ambulances and various types of fire trucks. The seven destination roadways for the response time comparison are shown in Figure 6. The comparison of emergency response time data is summarized in Table 4.

Table 4 Emergency Response Time Comparison

Average Response Time ¹			
Destination Roadway	Before Speed Hump Installation (2011 – 2013) ²	After Speed Hump Installation (2015 – 2017) ³	Delta
Carter Drive	7 min 43 sec	7 min 21 sec	- 0 min 22 sec
Dartmouth Drive	11 min 19 sec	13 min 5 sec	+ 1 min 46 sec
Garvey Road	5 min 57 sec	7 min 8 sec	+ 1 min 11 sec
Nixon Road	8 min 26 sec	9 min 28 sec	+ 1 min 2 sec
Parmenter Road	10 min 3 sec	11 min 9 sec	+ 1 min 6 sec
Wayside Inn Road	9 min 22 sec	9 min 10 sec	- 0 min 12 sec
Winch Street	7 min 8 sec	6 min 34 sec	- 0 min 34 sec

Source City of Framingham’s Police and Fire departments.

- 1 Average of response times over an approximately two-year period for ambulances and various types of fire trucks. Emergency response routes assumed to travel along a portion or all of Edmands Road where six speed humps were installed.
- 2 Data before the installation of speed humps along Edmands Road from 1/1/2011 through 12/31/2013.
- 3 Data after the installation of speed humps along Edmands Road from 1/1/2015 through 12/4/2017.

As shown in Table 4, emergency vehicle response time to five of the seven roadways increased after the installation of speed humps along Edmands Road. The increase in emergency vehicle response time ranges from one minute and one second to one minute and 46 seconds, which equates to a delay of approximately 10 to 18 seconds per speed hump, assuming the vehicles travel over all six speed humps along Edmands Road. By comparison, ITE data suggests a delay range of three to 11 seconds per speed hump for ambulances and fire apparatuses. It should be noted that neither the travel routes to these seven destination roadways nor the specific addresses along the roadways were provided. Therefore, the delta in travel times may partially reflect the difference in response times to different locations on each roadway.

The City of Framingham’s Police and Fire departments also provided emergency vehicle response locations for a one-year period (2017). As can be seen in Figure 6, emergency calls are spread fairly evenly throughout the Northwest Area. The Police and Fire departments indicated that there are no set emergency routes, but that the route varies depending on the location of the emergency.

Vertical alignment measures are recommended along the following five candidate roadways which are shown in Figure 7.

- Winch Street from Grove Street to Edmands Road
- Belknap Road from Pleasant Street to Grove Street
- Grove Street from I-90 overpass to Vernon Street
- Grove Street from Winch Street to Edmands Road
- Wayside Inn Road from Edmands Road to Sudbury/Framingham Town Line

Table 5 summarizes the estimated emergency response travel time delays for large fire truck apparatus with speed humps in place along the candidate roadways. Actual delays will depend on the type of equipment used, vehicle operator, etc. It should also be noted that the delays are for trips along the entire length of the roadway. Delays for ambulances are expected to be lower.

Table 5 Emergency Response Delay Estimates

Candidate Route	Anticipated Number of Speed Humps	Estimated Emergency Response Delay based on ITE data ⁶	Estimated Emergency Response Delay based on FPD and FFD data ⁷
Winch Street ¹	4	25-45 seconds	40-70 seconds
Belknap Road ²	6	35-65 seconds	60-110 seconds
Grove Street ³	3	20-35 seconds	30-55 seconds
Grove Street (Winch Street to Edmands Street) ⁴	5	30-55 seconds	50-90 seconds
Wayside Inn Road (Edmands Street to Town Line) ⁵	6	35-65 seconds	60-110 seconds

- 1 Assumes four speed humps along Winch Street, consistent with GPI study.
- 2 Assumes six speed humps along Belknap Road.
- 3 Assumes three speed humps along Grove Street, consistent with GPI study.
- 4 Assumes five speed humps along Grove Street.
- 5 Assumes six speed humps along Wayside Inn Road
- 6 Assumes a delay range per speed hump of six to 11 seconds, consistent with ITE data for fire apparatuses.
- 7 Assumes a delay range per speed hump of ten to 18 seconds, consistent with data provided by the City of Framingham’s Police and Fire departments.

Assessment of Diversion Routes

A significant disadvantage to installing traffic calming measures is the potential for traffic to divert to other nearby streets, in particular local, residential streets. Each candidate roadway route was reviewed to determine if a comparable parallel route exists along a neighborhood street to which traffic could divert. Based on this review, potential parallel routes were identified for four candidate roadways. The parallel routes were determined based on knowledge of the Northwest Area, discussions with City staff, and input from residents conveyed to VHB by City staff. Figure 8 shows the candidate routes and corresponding parallel routes:

- Nixon Road from the Marlborough town line to Edmands Road (parallel route Wayside Inn Road)
- Edmands Road from Wayside Inn Road to Edgell Road (parallel route Winch Street)
- Belknap Road from Pleasant Street to Grove Street (parallel routes Mill Street, Knight Road, and Woodmere Road)
- Grove Street from Belknap Road to Vernon Street (parallel routes Maynard Road and Belknap Road)

VHB conducted travel time runs in February and October 2017 during the weekday morning and evening peak hours along the candidate routes and identified parallel route(s) to establish a baseline condition. Since the diversion route for Wayside Inn Road would be Nixon Road and the section of Grove Street between Edmands Road and Winch Street would utilize Maynard Road and Belknap Road as parallel routes, no new travel time runs were required as part of the expanded study area evaluation. Table 6 provides a comparison of travel times among the roadways. Actual travel times are included in the Attachments.

Table 6 Travel Time Summary

Candidate Route	Diversion Route	Average Travel Time Difference along Diversion Route	
		Weekday Morning	Weekday Evening
Nixon Road	Wayside Inn Road	- 0 min 10 sec	+ 0 min 15 sec
Edmands Road ¹	Winch Street	+ 1 min 0 sec	+ 1 min 5 sec
Belknap Road	Mill Street	+ 0 min 30 sec	+ 0 min 35 sec
	Knight Road	+ 0 min 30 sec	+ 0 min 40 sec
	Woodmere Road	+ 1 min 15 sec	+ 1 min 30 sec
Grove Street	Maynard Road	+ 2 min 55 sec	- 0 min 30 sec
	Belknap Road	+ 1 min 30 sec	- 0 min 25 sec

Source: Based on travel time data collected by VHB, Inc. in February and October 2017.

+ Represents an increase in travel time along the diversion route compared to the candidate route.

- Represents a decrease in travel time along the diversion route compared to the candidate route.

¹ Traffic calming measures implemented in 2014 and delays associated with the measures are included in the average travel times.

As shown in Table 6, the following can be inferred:

- Travel times along Nixon Road and Wayside Inn Road are comparable.
- Travel times along Edmands Road are significantly shorter, by approximately one-minute, than Winch Street. It should be noted that travel times along Edmands Road already include any delays incurred due to traffic calming measures.
- Travel times along Belknap Road are shorter, by approximately 30 seconds to one minute 30 seconds, than Mill Street, Knight Road, and Woodmere Road.

- Travel times along Grove Street are shorter in the weekday morning peak period, by approximately one minute 30 seconds to three minutes, and longer in the weekday evening peak period, by approximately 15 to 30 seconds, than Maynard Road and Belknap Road.

Based on the travel time comparisons and assuming that traffic calming measures are implemented, there is the potential for a limited amount of traffic to be diverted from Nixon Road to Wayside Inn Road. Minimal to no traffic diversions are expected to occur from the implementation of traffic calming measures on Belknap Road in particular along Woodmere Road, and Grove Street especially during the morning peak hour. A monitoring study conducted for Edmands Road indicated that vehicular speeds were reduced as a result of the traffic calming implementation, with no discernable shift in traffic volumes.

Although it is unlikely that significant traffic shifts will occur, actions to minimize cut-through traffic can be implemented if monitoring of post traffic calming conditions show increases in traffic on local roadways resulting from the implementation of traffic calming measures.

Assessment of Diagonal Diverters

To discourage speeding along Grove Street, a diagonal diverter can be installed at the intersection of Grove Street at Winch Street as a traffic calming measure. Once the diverter is installed, southbound traffic from Grove Street will be restricted to turn left onto Winch Street (east of Grove Street) while northbound traffic can only turn left onto Winch Street (west of Grove Street). This type of traffic calming measure eliminates “cut-through” and through traffic by discontinuing Grove Street (the diverter can be constructed such that it is mountable by emergency personnel and would not affect emergency response routes). It also reduces speeds along Grove Street, as travel is limited only to residents. In the event speeding remains an issue, it would be clear that vehicles belong to residents and more targeted outreach and education can be deployed to address concerns.

While this measure essentially addresses all concerns brought forward by area residents, there are drawbacks associated with the diagonal diverters. Vehicles using Grove Street as a through road today would have to reroute their trip, likely to Edgell and Edmands Roads. Additionally, there would be negative access implications for resident along Grove Street, with residents living north or south of the diverter having to circulate around to reach their residence, depending on their origin or destination. Many residents may find this personally inconvenient and rescind support for improvements. Table 7 provides a comparison of the increased travel distances residents may experience with the diverters in place.

Table 7 Travel Distance Summary

Origin	Destination	Candidate Route	Diverted Route	Delta
844 Grove Street (south of Winch Street)	Edmands Road at Grove Street	Grove Street (NB)	Grove Street (SB) - Belknap Road - Edgell Road - Edmands Road	+1.00 miles
873 Grove Street (north of Winch Street)	Edgell Road at Vernon Street	Grove Street (SB)	Winch Street – Edmands Road- Edgell Road	+1.00 miles

As shown in Table 7, the diverted route will increase the travel distance by approximately 1 mile if a diverter was installed at the intersection of Grove Street at Winch Street, which will increase travel time for residents originating from and or destined to the opposite side of the diverter. Additional discussion is needed with the City and residents to determine whether a pilot program is a beneficial way to assess whether the potential benefits of discontinuing Grove Street off set resident impacts.

City of Framingham Feedback (From 2017 study)

VHB reviewed and discussed the results of the traffic calming evaluation of the Northwest Area with City staff. Based on these discussions, City staff provided the following comments/concerns as part of the 2017 study:

- The City of Framingham Police Department has recently increased police presence in the Northwest Area, when additional resources are available, targeted at enforcing speed limits. The Police Department noted they have seen a reduction in speeds in the Northwest Area with the increased enforcement, however are not able to consistently maintain an increased police presence in the Northwest Area due to limited resources.
- The City of Framingham Police Department has concerns with speed humps and noted they may cause inexperienced drivers to lose control.
- The City of Framingham Fire Department opposes the installation of additional speed humps in the Northwest Area. The Fire Department noted the increased response times as a result of the speed humps along Edmands Road and noted speed humps cause additional wear and tear on expensive emergency response vehicles.
- The City of Framingham Fire Department cited the following statistic regarding their concern on increased response time:
 - › *"In just two minutes, a fire can become life-threatening. In five minutes, a residence can be engulfed in flames."*⁴
 - › Additional statistics related to fires and prevention can be found through the U.S. Fire Administration (<https://www.usfa.fema.gov/prevention/>)

Conclusions

VHB developed a recommended areawide traffic calming plan for the Northwest Area, as shown in Figure 9, which identifies potential traffic calming measures for the candidate roadways based on the existing data, appropriate traffic calming measures, overall characteristic of the neighborhood and transportation network, and previous recommendations by GPI. Ancillary safety measures were also included in the plan including more prominent signage, vegetation control and better delineated pavement markings.

Given the City of Framingham's concern with vertical traffic calming measures (e.g. speed humps), VHB recommends implementing a pilot program prior to permanent installation. In addition, discussions with the City of Framingham's Traffic Safety Officer indicated that traffic enforcement grants may be available and could be used to increase police presence in the Northwest Area to enforce speed limits. The City of Framingham Police Department should explore

⁴ Source: <https://www.ready.gov/home-fires>

the possibility of obtaining a traffic enforcement grant for this purpose. It should be noted that police enforcement is not considered a traffic calming measure, however, as noted by the City of Framingham Police Department, may help to reduce speeds in the Northwest Area.



Memorandum

To: Adam W. Kiel, PE
Senior Traffic and Transportation
Engineer
City of Framingham

Date: September 23, 2021

Project #: 14484.06

From: Elsa Chan
Laura Castelli
Transportation Planning &
Operations

Re: Areawide Traffic Calming Evaluation
Northwest Area
Framingham, Massachusetts

Introduction

The City of Framingham retained VHB to provide a comprehensive traffic calming evaluation of the Northwest Area of Framingham in 2017. The evaluation was completed and a technical memorandum with the findings and results of the evaluation provided to the City of Framingham in January 2019. The City has recently requested VHB expand the study area to include Grove Street, between Winch Street and Edmands Road, and Wayside Inn Road, between Edmands Road and the Framingham/Sudbury Town Line. The evaluation for the additional study area roadways were conducted using the same methodology as the 2019 traffic calming evaluation. With the exception of the additional findings for the two roadways, the contents of this updated memorandum remain unchanged from the 2019 technical memorandum.

Traffic calming studies have already been conducted for six discrete locations in the Northwest Area of the City. Given that the outcome of traffic calming measures can sometimes create a diversion of traffic from one roadway to another, there is a need to provide a more comprehensive look at traffic calming needs in the Northwest Area, including incorporating the findings of the past studies and identifying other traffic calming priorities.

This memorandum presents the methodology and findings of the study. This areawide traffic calming plan looks at the entire Northwest Area roadway system. It includes a wholistic existing conditions assessment of the area to determine candidate roadways, including those for which traffic calming studies have previously been conducted.

The study area is depicted in Figure 1. The Northwest Area is bound by the Sudbury town line to the north, Edgell Road to the east, Pleasant Street (Route 30) to the south, and the Southborough and Marlborough town Lines to the west. The area consists of primarily residential land use with some commercial uses located along Edgell Road.

Background

Six Traffic Calming Needs Assessments for the Northwest Area have been requested by residents, approved by the Traffic and Roadway Safety Committee (TRSC), and conducted by Greenman Pederson, Inc. (GPI). Recommendations from two of these assessments have been already implemented along Edmands Road and Winch Street.

Traffic Calming Measures

According to the Institute of Transportation Engineers (ITE) Traffic Calming Guidelines¹, "*Traffic calming involves the planning, design, and implementation of self-enforcing traffic control devices or geometric/landscape design features*

¹ *Traffic Calming Guidelines*, Institute of Transportation Engineers, New England Section Technical Committee, June 2016.

101 Walnut Street
PO Box 9151
Watertown, MA 02472-4026
P 617.924.1770

with features on public ways to reduce running travel speeds of motorized street users and make them more aware of the circulation needs of non-motorized street users."

Traffic calming measures can be divided into four broad categories:

1. Vertical Alignment Measures: Measures that create a change in the height of the roadway. When properly designed, vehicles must slow down over these measures in order to avoid unpleasant bumping sensations.
2. Horizontal Alignment Measures: Measures that hinder the driver's ability to drive in a straight line by creating a horizontal shift in the roadway or that effectively narrow the width of the travel lane. With horizontal shifts, vehicles must slow down in order to safely navigate the measure. With roadway narrowing, the usable surface of the roadway is reduced causing vehicles to slow down in order to maintain an acceptable level of comfort.
3. Vehicle Use Restriction Measures: Measures that preclude all types or certain types (typically trucks) of vehicles from using a roadway. These measures aim to make a route less attractive to non-local traffic.
4. Other Measures: Measures that typically increase drivers' awareness of surroundings. These measures provide feedback to drivers in order to reduce speeds.

Table 1 summarizes specific traffic measures in each category along with their advantages and disadvantages.

Table 1: Traffic Calming Measures

Description	Advantages	Disadvantages	Potential Traffic onto Adjacent Roads	Reduces Speeds	Increases Roadway Safety	Impacts Emergency Access	Increases Pedestrian Mobility	Increased Bicycle Mobility	Cost	Impacts Right-of-way	Enhances Community Character	Maintenance	Comments	
VERTICAL ALIGNMENT														
Speed Hump	Raised area of roadway deflecting both the wheels and frame of traversing vehicle. (Typically 3 to 3.5 inches tall and 12 to 14 feet long)	Increases awareness, permanent presence, slows traffic.	Increases noise, cost, maintenance. Impacts emergency response times and equipment.	✗	✓	✓	✗	✓	✓	Low-Moderate	None	○	✗	Has replaced use of speed bumps on public roads. Not recommended for high volume roadways.
Speed Table/ Raised Crosswalk	Flat topped speed hump. Typically long enough for entire wheelbase of passenger car to rest on top. (Typically 3 to 3.5 inches tall and 22 feet long)	Increases awareness, permanent presence, slows traffic.	Increases noise, cost, maintenance. Impacts emergency response times and equipment.	✗	✓	✓	✗	✓	✓	Low-Moderate	None	✓	✗	Not recommended for high volume roadways. Preferable to speed humps for emergency vehicles. When implemented in conjunction with a crosswalk, called a raised crosswalk.
Raised Intersection	Flat area covering the intersection of two or more streets. Generally raised to intermediate or sidewalk level with ramps on all approaches.	Increases awareness, permanent presence, slows traffic.	Increased noise, cost, maintenance. Impacts emergency response times and equipment.	✗	✓	✓	✗	✓	✓	Moderate-High	None	✓	✗	Not recommended for high volume roadways.
Speed Cushion	Speed hump with gaps for tires of emergency vehicles. Commonly made of prefabricated rubber and bolted into place evenly spaced three or four across.	Increases awareness, permanent presence, slows traffic.	Increased noise, cost, maintenance.	✗	✓	✓	○	✓	✓	Low-Moderate	None	○	✗	Not recommended for high volume roadways. Possible maintenance issues particularly at cold climate locations. May not be effective for all types of equipment used by emergency responders.
✓	Positive Impact, ○ No Impact, ✗ Negative Impact													

Description	Advantages	Disadvantages	Potential Traffic onto Adjacent Roads	Reduces Speeds	Increases Roadway Safety	Impacts Emergency Access	Increases Pedestrian Mobility	Increased Bicycle Mobility	Cost	Impacts Right-of-way	Enhances Community Character	Maintenance	Comments	
HORIZONTAL ALIGNMENT														
Mini-Roundabout	Type of roundabout with small diameter and traversable islands (central island and painted splitter islands).	Solves safety or operational issues at stop-controlled or signalized intersection.	Right-of way impacts, costs, delays for large trucks.	○	✓	✓	○	✓	✓	Moderate	Varies	○	✗	Proximity to large traffic generators may affect operations.
Traffic Circle	Raised, often landscaped, island in center of intersection requiring vehicles to travel counter-clockwise around island.	Slows traffic, adds aesthetics to the street.	Restricts truck turning, including emergency, costs	○	✓	✓	✗	○	○	Moderate	None	✓	✗	Operates as two-way or all-way stop-control. Less effective at T-intersections and hard to design for offset intersections. Adequate for low traffic volumes.
Median/Center Island	Raised island (can also be painted) along the street centerline that narrows travel lanes.	Potential to reduce speeds.	Impacts truck movements, may reduce access to driveways, costs, maintenance, drainage.	○	✓	✓	✗	✓	✗	Moderate	None	✓	✗	Not as effective if painted. If textured pavement incorporated may increase noise levels.
Transverse Markings/Speed Reduction Markings	Markings on the roadway to visually reduce width of travel lane and/or to create illusion of traveling faster.	Increases awareness, slows traffic.	Maintenance, visibility in winter conditions.	○	✓	✓	○	✓	✓	Low	None	○	✗	
Roundabout	Circular intersection in which traffic travels counterclockwise around a central non-traversable island with splitter islands at entries/exits. Entering traffic yields to circulating traffic.	Solves safety or operational issues at stop-controlled or signalized intersection.	Right-of way impacts, costs.	○	✓	✓	○	○	○	High	High	○	✗	Requires large area due to large inscribed circle diameter.
Road Narrowing	Reducing pavement width of road. Space may be reallocated to other modes of travel	Potential to reduce speeds, accommodates multi-modal travel.		✗	✓	✓	○	✓	✓	Low	None	○	○	Need to ensure adequate width for emergency vehicles.
Neckdown/Bulb-out/Curb Extension/Choker	Narrowing the roadway by extending the curb at key intersections and mid-block locations.	Slows traffic, increases pedestrian safety, alters street environment.	Costs, maintenance, drainage, alters street environment.	○	✓	✓	○	✓	○	Moderate	None	✓	✗	Need to consider bicyclists in design.
Chicane	Realigning a straight roadway through a series of curb extensions creating a slalom effect.	Slows traffic, diverts traffic, alters street environment.	Costs, maintenance, drainage, right-of-way, alters street environment. Impacts emergency response times.	✗	✓	✓	✗	✓	✓	High	None	○	✗	Only improves bicycle mobility if designed with cut-through or bypass lane.

Note: Shaded measures not appropriate for the Northwest Area.
 ✓ Positive Impact, ○ No Impact, ✗ Negative Impact

Description	Advantages	Disadvantages	Potential Traffic onto Adjacent Roads	Reduces Speeds	Increases Roadway Safety	Impacts Emergency Access	Increases Pedestrian Mobility	Increased Bicycle Mobility	Cost	Impacts Right-of-way	Enhances Community Character	Maintenance	Comments	
VEHICLE USE RESTRICTION														
Forced Turn Island	Raised islands to restrict movements at intersections.	Potential to increase safety, slows traffic	Costs, maintenance, drainage, emergency access, alters access.	✗	✓	✓	✗	○	✗	Moderate	None	○	✗	Can mitigate bicycle impacts by allowing movements not permitted to vehicles.
Diverter	Raised barrier diagonally across intersection prohibiting through traffic.	Reduces pedestrian exposure, prohibits through traffic.	Costs, maintenance, drainage, emergency access, alters access.	✗	✓	✓	✗	○	✗	Moderate	None	○	✗	Can mitigate bicycle impacts by allowing movements not permitted to vehicles.
Truck Use Restriction	Prohibit truck use of certain roads.	Potential to increase safety, reduces noise	Need to change regulation, truck diversion.	✗	✗	✓	○	✓	✓	Low	None	✓	○	Need to have appropriate alternate route.
One-Way/Full-Closure Restriction	Geometric and signage strategies to limit movements.	Limits cut-through traffic.	Inconvenience residents and businesses, create circuitous traffic patterns, speeds may increase.	✗	✗	○	✗	○	○	Moderate-High	None	✗	○	Converting two-way streets to one-way travel can increase vehicle speeds if there is no other mitigation.
OTHER (non-traffic calming)														
Speed Feedback Signs	Displays operating speed.	Increases awareness, slows traffic.	May be ignored limiting effectiveness.	○	✓	✓	○	✓	✓	Low-Moderate	None	○	✗	Most effective if combined with regular enforcement efforts.
Gateway	Creating a focal point indicating use/ character of roadway.	Increases awareness.	Right-of-way impacts, costs, maintenance.	○	✓	✓	○	✓	✓	Moderate	Varies	✓	✗	Should be used in combination with other strategies. Minimal benefits if used alone.
Rumble Strip	Raised buttons, bars or grooves closely spaced on roadway to create noise and vibration.	Increases awareness, reduces speeds.	Increases noise, maintenance.	○	✓	✓	○	✓	✓	Low	None	✗	✗	Not applicable in residential settings due to noise impacts.

Note: Shaded measures not appropriate for the Northwest Area.
 ✓ Positive Impact, ○ No Impact, ✗ Negative Impact

Traffic Calming Evaluation

The traffic calming evaluation for the Northwest Area uses an assessment of existing conditions data to identify roadway corridors that are priority candidates. Potential traffic calming measures appropriate for those corridors are then identified and a mix of measures for each corridor selected. The final steps are to assess whether the benefits of the traffic calming measures area outweigh the impacts of traffic diversions or on emergency vehicle response times. The outcome of the evaluation is a recommended traffic calming network for the Northwest Area.

Existing Conditions Data

VHB conducted a review of existing conditions data in the Northwest Area, including; roadway geometry, roadway jurisdiction, roadway classification, vehicular speeds, vehicular traffic volumes, and crashes. The data were compiled from GIS sources, supplemental field data collected by VHB, information provided by the City, and previous studies by GPI. Key data are summarized in Figures 2 through 4.

- Figure 2 shows information on roadway classification. All of the Northwest Area study roadways are under jurisdiction of the City. Most of the local roads are "City accepted roads", that is, roads for which the City is responsible for maintenance and which are eligible for various State Aid Highway funding programs. Some local roads are private ways and not included in the State Aid Highway programs.
- Figure 3 shows posted speed limits, actual vehicle speeds, and traffic volumes for some of the primary corridors. The vehicle speed and volume data were obtained through GIS sources, data collected by VHB, information provided by the City, and previous studies by GPI.
- Figure 4 depicts crash locations through the Northwest Area. Through review of the crashes, it was found that a high percentage of crashes in the area were classified as "single vehicle" crashes which can be indicative of excess speeds in addition to other factors such as driving under the influence, distracted driving, fatigue, inclement weather, etc. The location, number, type and severity of the crashes were used to assist in the selection of roadways that are good candidates for traffic calming.

Candidate Roadways

Based the existing conditions review, the following roadways were identified as good candidates for traffic calming measures and are shown in Figure 5. These roadways experienced high speeds and/or a high number of crashes.

- Nixon Road from the Marlborough town line to Edmands Road
- Edmands Road from the Southborough town line to Wayside Inn Road (*previously studied by GPI in September 2012*)
- Edmands Road from Wayside Inn Road to Edgell Road (*previously studied by GPI in September 2012; improvements implemented in 2014*)
- Winch Street at Millwood Street (*previously studied by GPI in September 2013; improvements implemented in August 2015*)
- Winch Street from Grove Street to Edmands Road (*previously studied by GPI in March 2016*)

- Grove Street from Edmands Road to Belknap Road
- Belknap Road from Pleasant Street to Edgell Road (*previously studied by GPI in August 2016*)
- Grove Street from Belknap Road to Vernon Street (*previously studied by GPI in March 2016*)
- Wayside Inn Road from the Framingham/Sudbury Town line to Edmands Road

Traffic Calming Measures for Candidate Roadways

Traffic calming measures appropriate and/or feasible for each candidate roadway where selected from the menu of typical traffic calming measures presented in Table 1. Table 2 summarizes the measures which were determined to be suitable for the Northwest Area:

Table 2 Potential Traffic Calming Measures for the Northwest Area

Vertical Alignment Measures	Horizontal Alignment Measures	Other Measures
Speed Hump	Mini-roundabout	Speed Feedback Signs
Speed Table/Raised Crosswalk	Traffic Circle	Gateway
Raised Intersection	Median/Center Island	
Speed Cushion	Transverse Markings/Speed Reduction Markings	
	Diagonal Diverters	

Potential Speed Reduction

Based on information provided by the ITE Traffic Calming Guidelines², all four vertical alignment measures, in addition to mini-roundabouts and traffic circles, have a moderate to high impact on speed reduction. Median/center islands and gateway treatments tend to have low impacts on speeds, while there was no information on transverse markings/speed reduction markings and speed feedback signs. However, based on available speed information from roadways where temporary or permanent speed feedback signs were deployed in the Northwest Area of Framingham, it appears that the signs alone were only mildly effective in reducing speeds and periodic enforcement would also be required to improve compliance.

Considerations for Vertical Alignment Measures

In developing the areawide traffic calming plan recommendations, VHB considered the advantages and disadvantages of each potential traffic calming measure as well as the feasibility of its implementation. Concerns were raised regarding the implementation of vertical alignment measures in particular with respect to emergency response times. Table 3 summarizes the advantages and disadvantages specifically for vertical alignment measures.

² *Traffic Calming Guidelines*, Institute of Transportation Engineers, New England Section Technical Committee, June 2016.

Table 3 Vertical Alignment Measures Advantages vs. Disadvantages

Advantages	Disadvantages
Effective at reducing speeds ¹	Impacts to emergency response times
Self-enforcing, thereby not requiring additional City resources such as police presence	Impacts to drainage
Low maintenance costs	Potential diversion of traffic to other residential streets
Other highly effective measures at reducing speeds were not feasible given right-of-way constraints	

1 Studies conducted by GPI of Edmands Road indicated that the speed table and speed humps installed in 2014 reduced the 85th percentile speed from approximately 35 to 40 mph to approximately 25 to 30 mph.

The disadvantages associated with vertical alignment measures were weighed against the advantages to achieve a balance where public safety for all users was maximized. In addition to the advantages and disadvantages, the following should also be considered prior to installing vertical alignment measures:

- Emergency response routes;
- Character and land use(s) of the roadway, and context in the overall transportation network;
- Existing pedestrian facilities along the roadway; and
- Input from local officials and residents.

Assessment of Emergency Vehicle Response Times

Another area of concern regarding traffic calming measures involves increases in emergency response times. These increases in response times require close coordination with emergency personnel and others when developing a traffic calming plan to achieve a balance that best serves the public’s safety needs. The areawide traffic calming plan was developed with this public policy balance in mind and includes an assessment of impacts to emergency vehicle response times based on information provided by the City of Framingham’s Police and Fire departments.

Based on data published in ITE’s Traffic Calming: State of the Practice³, a fire apparatus is delayed on average by five to six seconds per speed hump, with minimum delays reported at approximately three seconds and maximum delays reported at approximately 11 seconds. Ambulances are delayed on average by three seconds per speed hump.

In comparison, the City of Framingham provided response time data for an approximately two-year period before (2011 through 2013) and a two-year period after (2015 through 2017) the installation of six speed humps along Edmands Road. The response time data included average emergency vehicle response times to seven roadways within the Northwest Area which likely require travel along a portion or all of Edmands Road. It should be noted that the data provided is the average of ambulances and various types of fire trucks. The seven destination roadways for the

³ *Traffic Calming: State of the Practice*, Institute of Transportation Engineers, August 1999.

response time comparison are shown in Figure 6. The comparison of emergency response time data is summarized in Table 4.

Table 4 Emergency Response Time Comparison

Average Response Time ¹			
Destination Roadway	Before Speed Hump Installation (2011 – 2013) ²	After Speed Hump Installation (2015 – 2017) ³	Delta
Carter Drive	7 min 43 sec	7 min 21 sec	- 0 min 22 sec
Dartmouth Drive	11 min 19 sec	13 min 5 sec	+ 1 min 46 sec
Garvey Road	5 min 57 sec	7 min 8 sec	+ 1 min 11 sec
Nixon Road	8 min 26 sec	9 min 28 sec	+ 1 min 2 sec
Parmenter Road	10 min 3 sec	11 min 9 sec	+ 1 min 6 sec
Wayside Inn Road	9 min 22 sec	9 min 10 sec	- 0 min 12 sec
Winch Street	7 min 8 sec	6 min 34 sec	- 0 min 34 sec

Source City of Framingham’s Police and Fire departments.

1 Average of response times over an approximately two-year period for ambulances and various types of fire trucks. Emergency response routes assumed to travel along a portion or all of Edmands Road where six speed humps were installed.

2 Data before the installation of speed humps along Edmands Road from 1/1/2011 through 12/31/2013.

3 Data after the installation of speed humps along Edmands Road from 1/1/2015 through 12/4/2017.

As shown in Table 4, emergency vehicle response time to five of the seven roadways increased after the installation of speed humps along Edmands Road. The increase in emergency vehicle response time ranges from one minute and one second to one minute and 46 seconds, which equates to a delay of approximately 10 to 18 seconds per speed hump, assuming the vehicles travel over all six speed humps along Edmands Road. By comparison, ITE data suggests a delay range of three to 11 seconds per speed hump for ambulances and fire apparatuses. It should be noted that neither the travel routes to these seven destination roadways nor the specific addresses along the roadways were provided. Therefore, the delta in travel times may partially reflect the difference in response times to different locations on each roadway.

The City of Framingham’s Police and Fire departments also provided emergency vehicle response locations for a one-year period (2017). As can be seen in Figure 6, emergency calls are spread fairly evenly throughout the Northwest Area. The Police and Fire departments indicated that there are no set emergency routes, but that the route varies depending on the location of the emergency.

Vertical alignment measures are recommended along the following five candidate roadways which are shown in Figure 7.

- Winch Street from Grove Street to Edmands Road
- Belknap Road from Pleasant Street to Grove Street
- Grove Street from I-90 overpass to Vernon Street
- Grove Street from Winch Street to Edmands Road
- Wayside Inn Road from Edmands Road to Sudbury/Framingham Town Line

Table 5 summarizes the estimated emergency response travel time delays for large fire truck apparatus with speed humps in place along the candidate roadways. Actual delays will depend on the type of equipment used, vehicle operator, etc. It should also be noted that the delays are for trips along the entire length of the roadway. Delays for ambulances are expected to be lower.

Table 5 Emergency Response Delay Estimates

Candidate Route	Anticipated Number of Speed Humps	Estimated Emergency Response Delay based on ITE data ⁶	Estimated Emergency Response Delay based on FPD and FFD data ⁷
Winch Street ¹	4	25-45 seconds	40-70 seconds
Belknap Road ²	6	35-65 seconds	60-110 seconds
Grove Street ³	3	20-35 seconds	30-55 seconds
Grove Street (Winch Street to Edmands Street) ⁴	5	30-55 seconds	50-90 seconds
Wayside Inn Road (Edmands Street to Town Line) ⁵	6	35-65 seconds	60-110 seconds

- 1 Assumes four speed humps along Winch Street, consistent with GPI study.
- 2 Assumes six speed humps along Belknap Road.
- 3 Assumes three speed humps along Grove Street, consistent with GPI study.
- 4 Assumes five speed humps along Grove Street.
- 5 Assumes six speed humps along Wayside Inn Road
- 6 Assumes a delay range per speed hump of six to 11 seconds, consistent with ITE data for fire apparatuses.
- 7 Assumes a delay range per speed hump of ten to 18 seconds, consistent with data provided by the City of Framingham’s Police and Fire departments.

Assessment of Diversion Routes

A significant disadvantage to installing traffic calming measures is the potential for traffic to divert to other nearby streets, in particular local, residential streets. Each candidate roadway route was reviewed to determine if a comparable parallel route exists along a neighborhood street to which traffic could divert. Based on this review, potential parallel routes were identified for four candidate roadways. The parallel routes were determined based on knowledge of the Northwest Area, discussions with City staff, and input from residents conveyed to VHB by City staff. Figure 8 shows the candidate routes and corresponding parallel routes:

- Nixon Road from the Marlborough town line to Edmands Road (parallel route Wayside Inn Road)
- Edmands Road from Wayside Inn Road to Edgell Road (parallel route Winch Street)
- Belknap Road from Pleasant Street to Grove Street (parallel routes Mill Street, Knight Road, and Woodmere Road)
- Grove Street from Belknap Road to Vernon Street (parallel routes Maynard Road and Belknap Road)

VHB conducted travel time runs in February and October 2017 during the weekday morning and evening peak hours along the candidate routes and identified parallel route(s) to establish a baseline condition. Since the diversion route for Wayside Inn Road would be Nixon Road and the section of Grove Street between Edmands Road and Winch Street would utilize Maynard Road and Belknap Road as parallel routes, no new travel time runs were required as part of the expanded study area evaluation. Table 6 provides a comparison of travel times among the roadways. Actual travel times are included in the Attachments.

Table 6 Travel Time Summary

Candidate Route	Diversion Route	Average Travel Time Difference along Diversion Route	
		Weekday Morning	Weekday Evening
Nixon Road	Wayside Inn Road	- 0 min 10 sec	+ 0 min 15 sec
Edmands Road ¹	Winch Street	+ 1 min 0 sec	+ 1 min 5 sec
Belknap Road	Mill Street	+ 0 min 30 sec	+ 0 min 35 sec
	Knight Road	+ 0 min 30 sec	+ 0 min 40 sec
	Woodmere Road	+ 1 min 15 sec	+ 1 min 30 sec
Grove Street	Maynard Road	+ 2 min 55 sec	- 0 min 30 sec
	Belknap Road	+ 1 min 30 sec	- 0 min 25 sec

Source: Based on travel time data collected by VHB, Inc. in February and October 2017.
 + Represents an increase in travel time along the diversion route compared to the candidate route.
 - Represents a decrease in travel time along the diversion route compared to the candidate route.
 1 Traffic calming measures implemented in 2014 and delays associated with the measures are included in the average travel times.

As shown in Table 6, the following can be inferred:

- Travel times along Nixon Road and Wayside Inn Road are comparable.
- Travel times along Edmands Road are significantly shorter, by approximately one-minute, than Winch Street. It should be noted that travel times along Edmands Road already include any delays incurred due to traffic calming measures.
- Travel times along Belknap Road are shorter, by approximately 30 seconds to one minute 30 seconds, than Mill Street, Knight Road, and Woodmere Road.

- Travel times along Grove Street are shorter in the weekday morning peak period, by approximately one minute 30 seconds to three minutes, and longer in the weekday evening peak period, by approximately 15 to 30 seconds, than Maynard Road and Belknap Road.

Based on the travel time comparisons and assuming that traffic calming measures are implemented, there is the potential for a limited amount of traffic to be diverted from Nixon Road to Wayside Inn Road. Minimal to no traffic diversions are expected to occur from the implementation of traffic calming measures on Belknap Road in particular along Woodmere Road, and Grove Street especially during the morning peak hour. A monitoring study conducted for Edmands Road indicated that vehicular speeds were reduced as a result of the traffic calming implementation, with no discernable shift in traffic volumes.

Although it is unlikely that significant traffic shifts will occur, actions to minimize cut-through traffic can be implemented if monitoring of post traffic calming conditions show increases in traffic on local roadways resulting from the implementation of traffic calming measures.

Assessment of Diagonal Diverters

To discourage speeding along Grove Street, a diagonal diverter can be installed at the intersection of Grove Street at Winch Street as a traffic calming measure. Once the diverter is installed, southbound traffic from Grove Street will be restricted to turn left onto Winch Street (east of Grove Street) while northbound traffic can only turn left onto Winch Street (west of Grove Street). This type of traffic calming measure eliminates “cut-through” and through traffic by discontinuing Grove Street (the diverter can be constructed such that it is mountable by emergency personnel and would not affect emergency response routes). It also reduces speeds along Grove Street, as travel is limited only to residents. In the event speeding remains an issue, it would be clear that vehicles belong to residents and more targeted outreach and education can be deployed to address concerns.

While this measure essentially addresses all concerns brought forward by area residents, there are drawbacks associated with the diagonal diverters. Vehicles using Grove Street as a through road today would have to reroute their trip, likely to Edgell and Edmands Roads. Additionally, there would be negative access implications for resident along Grove Street, with residents living north or south of the diverter having to circulate around to reach their residence, depending on their origin or destination. Many residents may find this personally inconvenient and rescind support for improvements. Table 7 provides a comparison of the increased travel distances residents may experience with the diverters in place.

Table 7 Travel Distance Summary

Origin	Destination	Candidate Route	Diverted Route	Delta
844 Grove Street (south of Winch Street)	Edmands Road at Grove Street	Grove Street (NB)	Grove Street (SB) - Belknap Road - Edgell Road - Edmands Road	+1.00 miles
873 Grove Street (north of Winch Street)	Edgell Road at Vernon Street	Grove Street (SB)	Winch Street – Edmands Road- Edgell Road	+1.00 miles

As shown in Table 7, the diverted route will increase the travel distance by approximately 1 mile if a diverter was installed at the intersection of Grove Street at Winch Street, which will increase travel time for residents originating from and or destined to the opposite side of the diverter. Additional discussion is needed with the City and residents to determine whether a pilot program is a beneficial way to assess whether the potential benefits of discontinuing Grove Street off set resident impacts.

City of Framingham Feedback

VHB reviewed and discussed the results of the traffic calming evaluation of the Northwest Area with City staff. Based on these discussions, City staff provided the following comments/concerns:

- The City of Framingham Police Department has recently increased police presence in the Northwest Area, when additional resources are available, targeted at enforcing speed limits. The Police Department noted they have seen a reduction in speeds in the Northwest Area with the increased enforcement, however are not able to consistently maintain an increased police presence in the Northwest Area due to limited resources.
- The City of Framingham Police Department has concerns with speed humps and noted they may cause inexperienced drivers to lose control.
- The City of Framingham Fire Department opposes the installation of additional speed humps in the Northwest Area. The Fire Department noted the increased response times as a result of the speed humps along Edmands Road and noted speed humps cause additional wear and tear on expensive emergency response vehicles.
- The City of Framingham Fire Department cited the following statistic regarding their concern on increased response time:
 - › *"In just two minutes, a fire can become life-threatening. In five minutes, a residence can be engulfed in flames."*⁴
 - › Additional statistics related to fires and prevention can be found through the U.S. Fire Administration (<https://www.usfa.fema.gov/prevention/>)

Conclusions

VHB developed a recommended areawide traffic calming plan for the Northwest Area, as shown in Figure 9, which identifies potential traffic calming measures for the candidate roadways based on the existing data, appropriate traffic calming measures, overall characteristic of the neighborhood and transportation network, and previous recommendations by GPI. Ancillary safety measures were also included in the plan including more prominent signage, vegetation control and better delineated pavement markings.

Given the City of Framingham's concern with vertical traffic calming measures (e.g. speed humps), VHB recommends implementing a pilot program prior to permanent installation. In addition, discussions with the City of Framingham's Traffic Safety Officer indicated that traffic enforcement grants may be available and could be used to increase police presence in the Northwest Area to enforce speed limits. The City of Framingham Police Department should explore

⁴ Source: <https://www.ready.gov/home-fires>

the possibility of obtaining a traffic enforcement grant for this purpose. It should be noted that police enforcement is not considered a traffic calming measure, however, as noted by the City of Framingham Police Department, may help to reduce speeds in the Northwest Area.

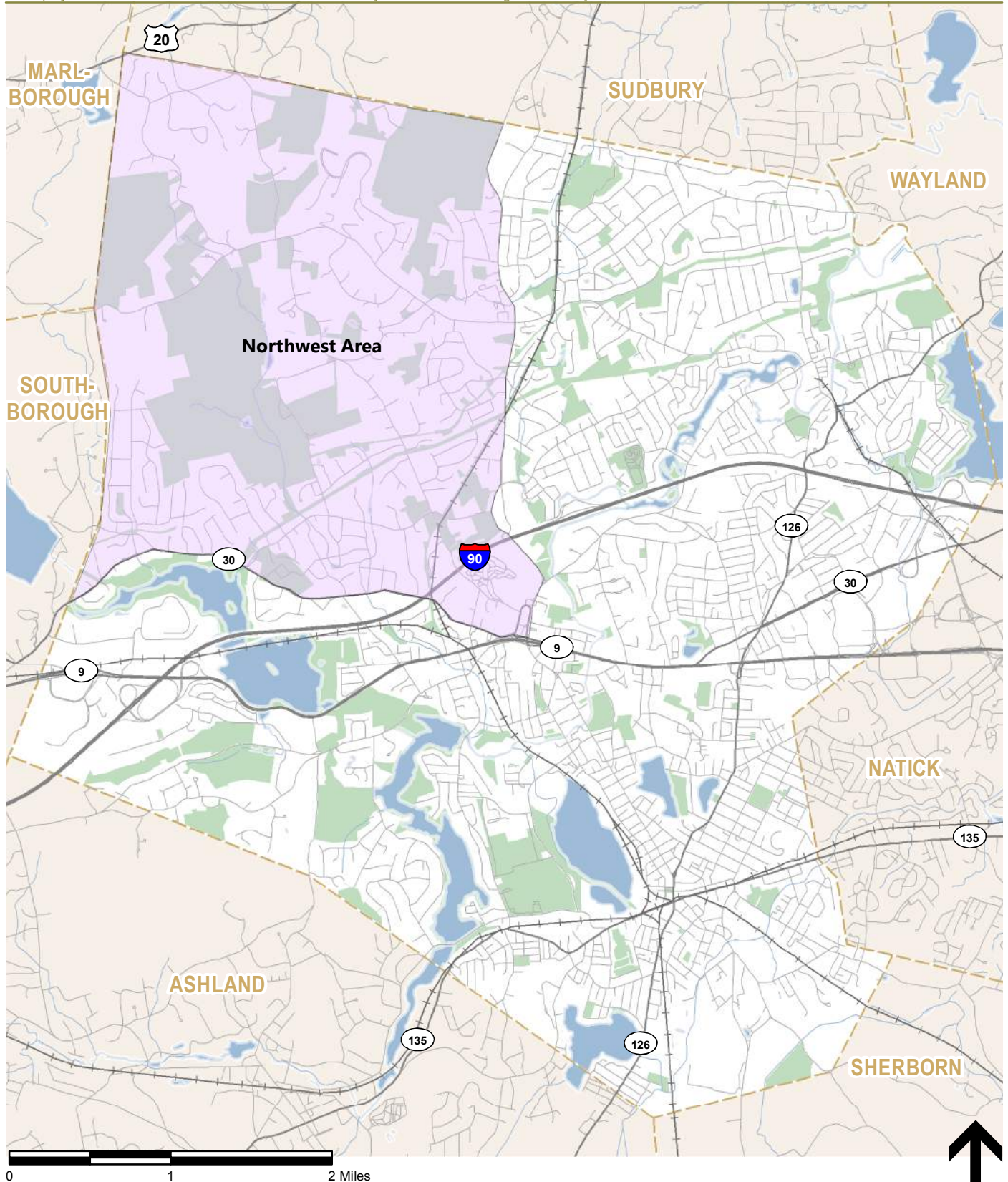
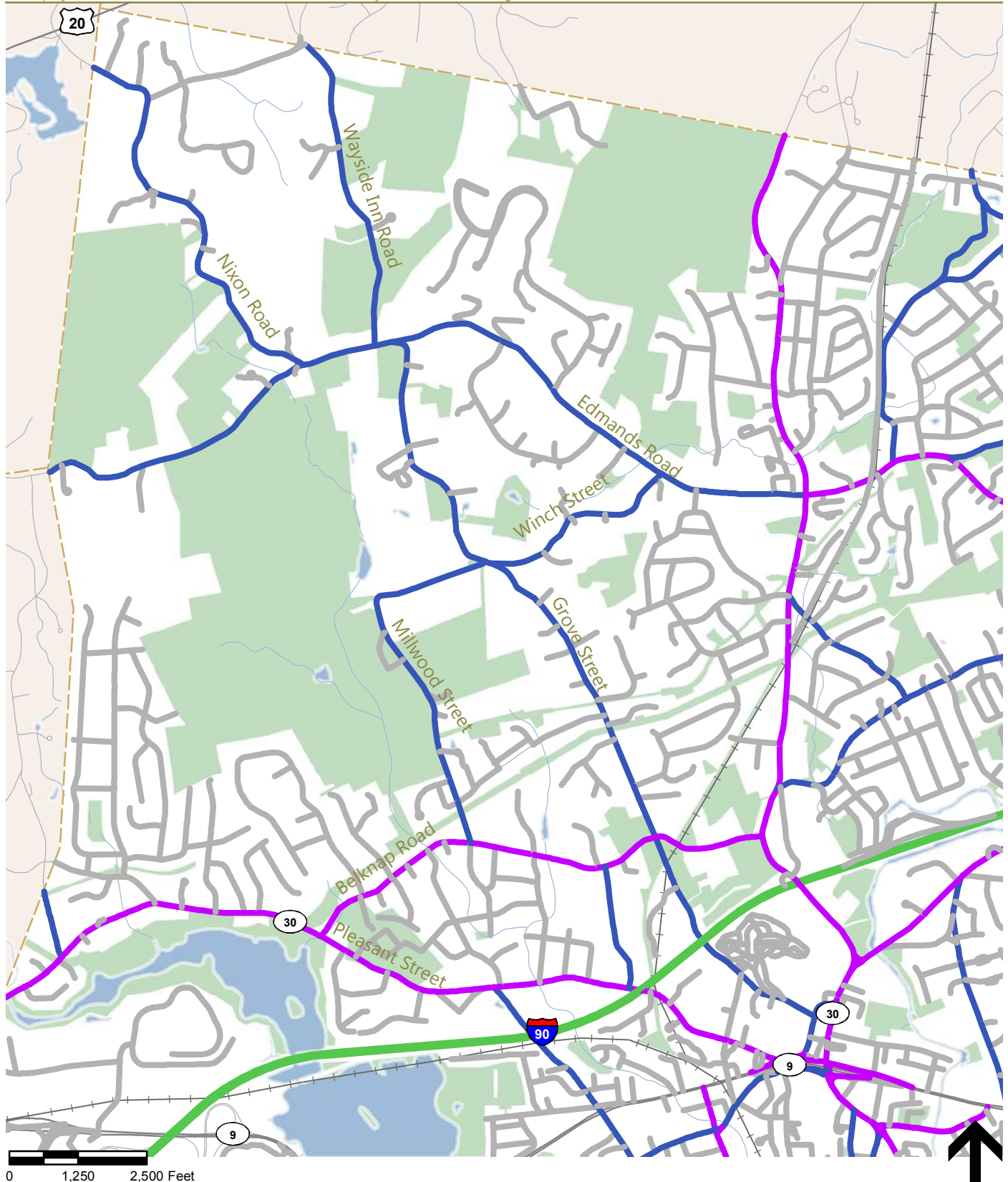


Figure 1

Study Area
Areawide Traffic Calming Evaluation
Northwest Area
Framingham, Massachusetts



Classification

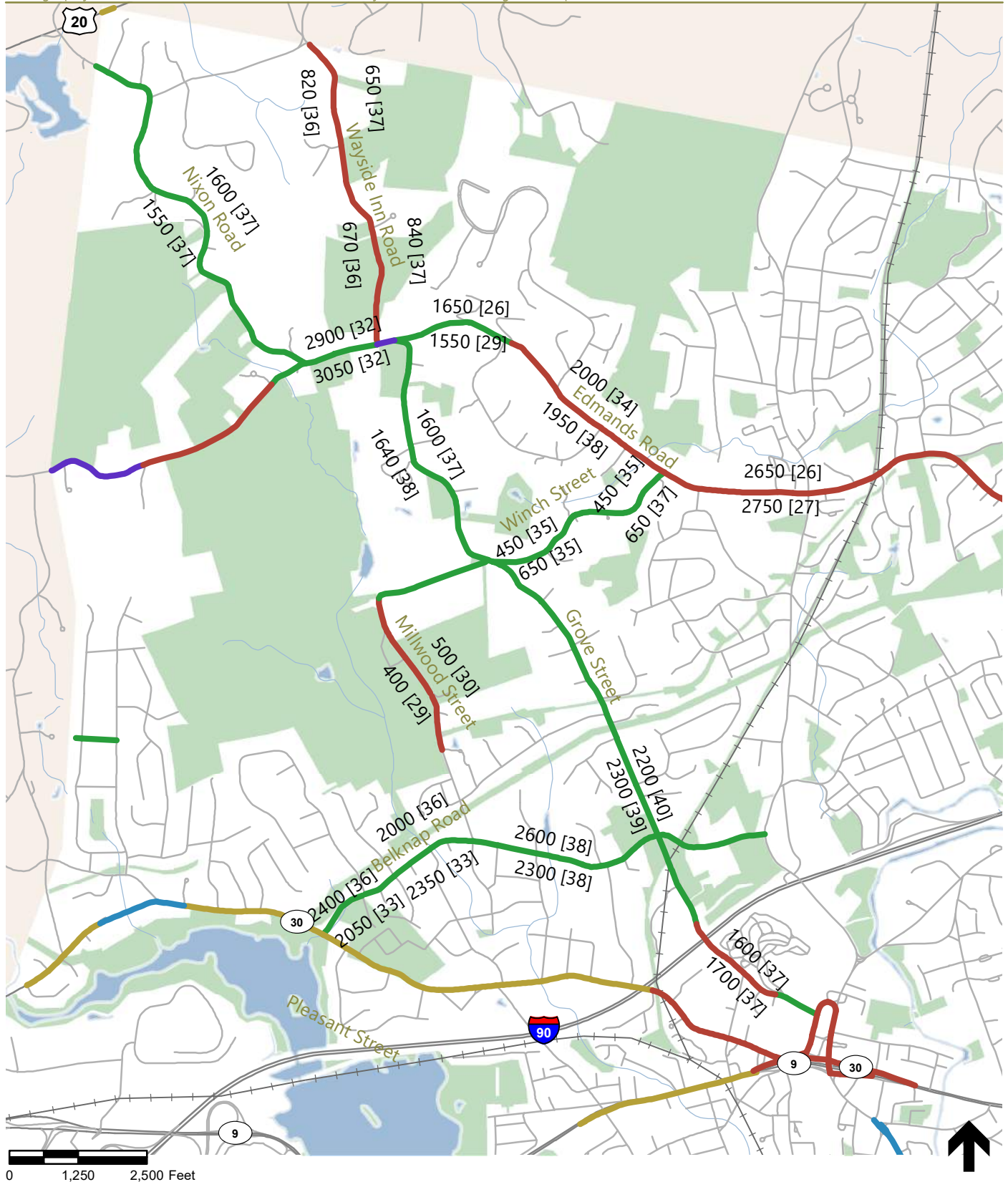
- Local
- Interstate
- Urban Minor Arterial
- Urban Collector



Figure 2

Roadway Classification

Areawide Traffic Calming Evaluation
Northwest Area
Framingham, Massachusetts



Posted Speed Limit (mph)

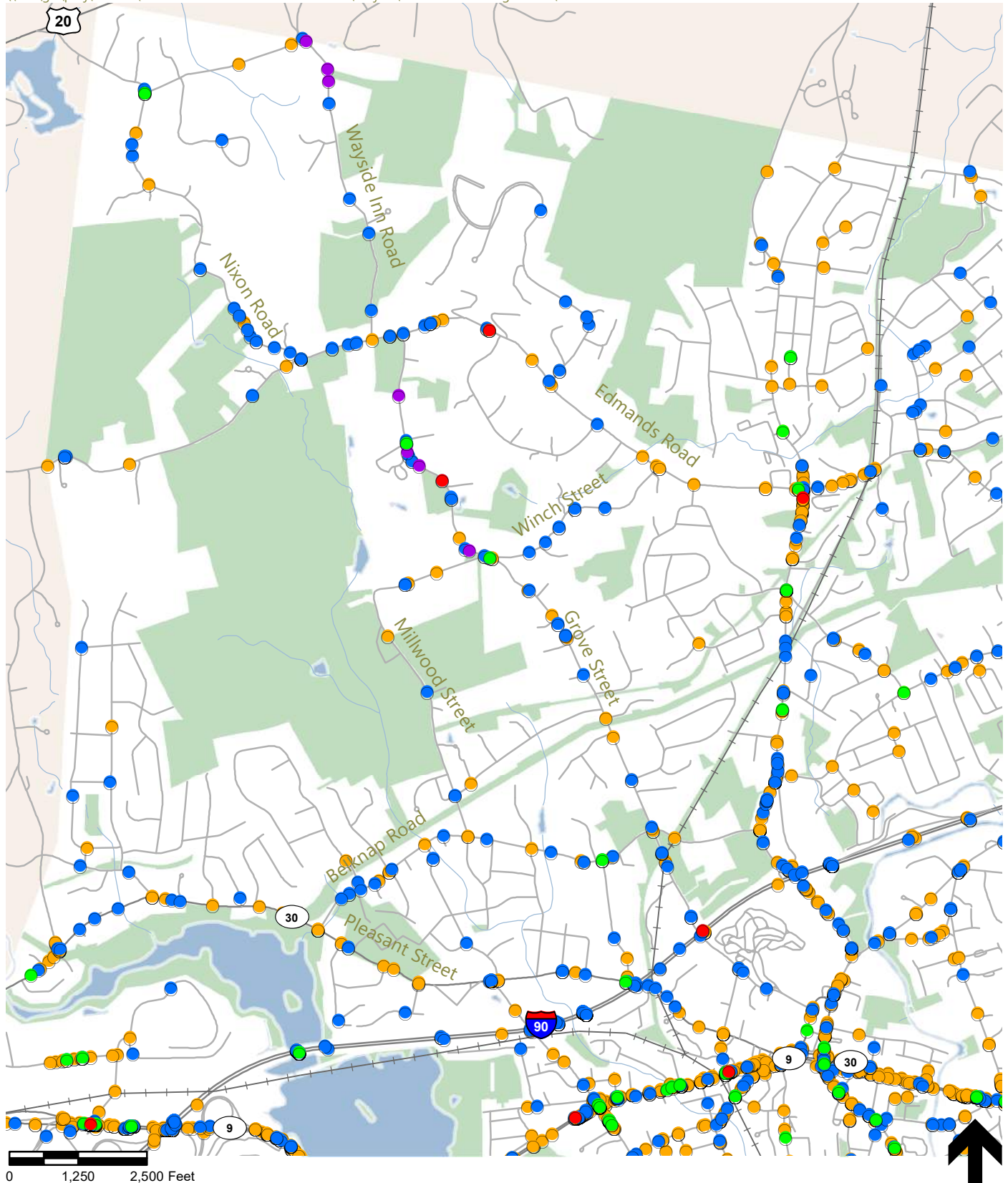
- 20 mph
- 25 mph
- 30 mph
- 35 mph
- 40 mph

XXXX [XX] = Average Daily Traffic [85th Percentile Speed]



Figure 3

Vehicular Speeds and Volume
 Areawide Traffic Calming Evaluation
 Northwest Area
 Framingham, Massachusetts



Crashes

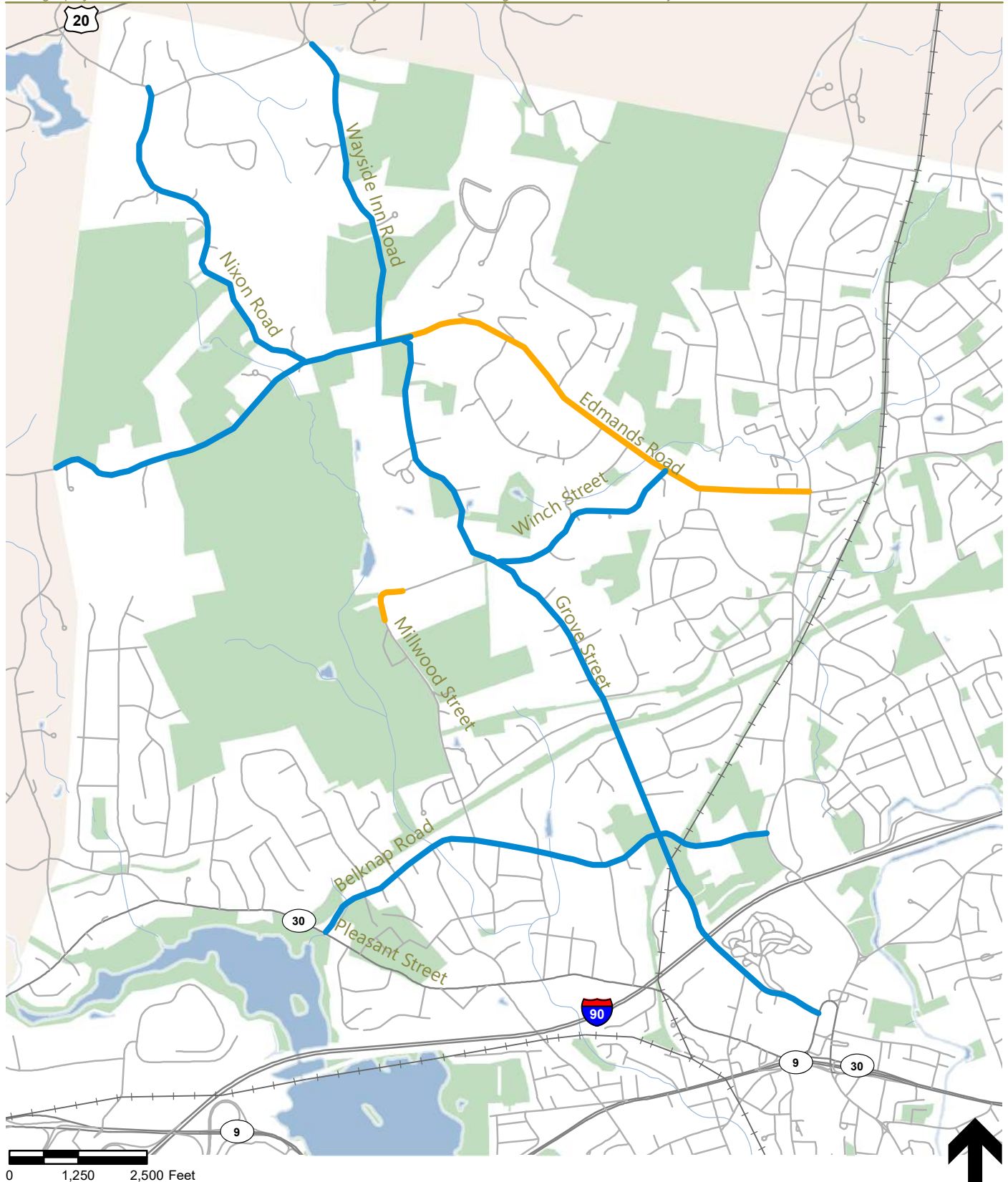
- Fatal (2010 - 2014)
- Bicycle/Pedestrian (2010 - 2014)
- Single Vehicle (2019 - 2021)
- Single Vehicle (2010 - 2014)
- Other (2010 - 2014)



Figure 4

Crash Locations

Areawide Traffic Calming Evaluation
Northwest Area
Framingham, Massachusetts



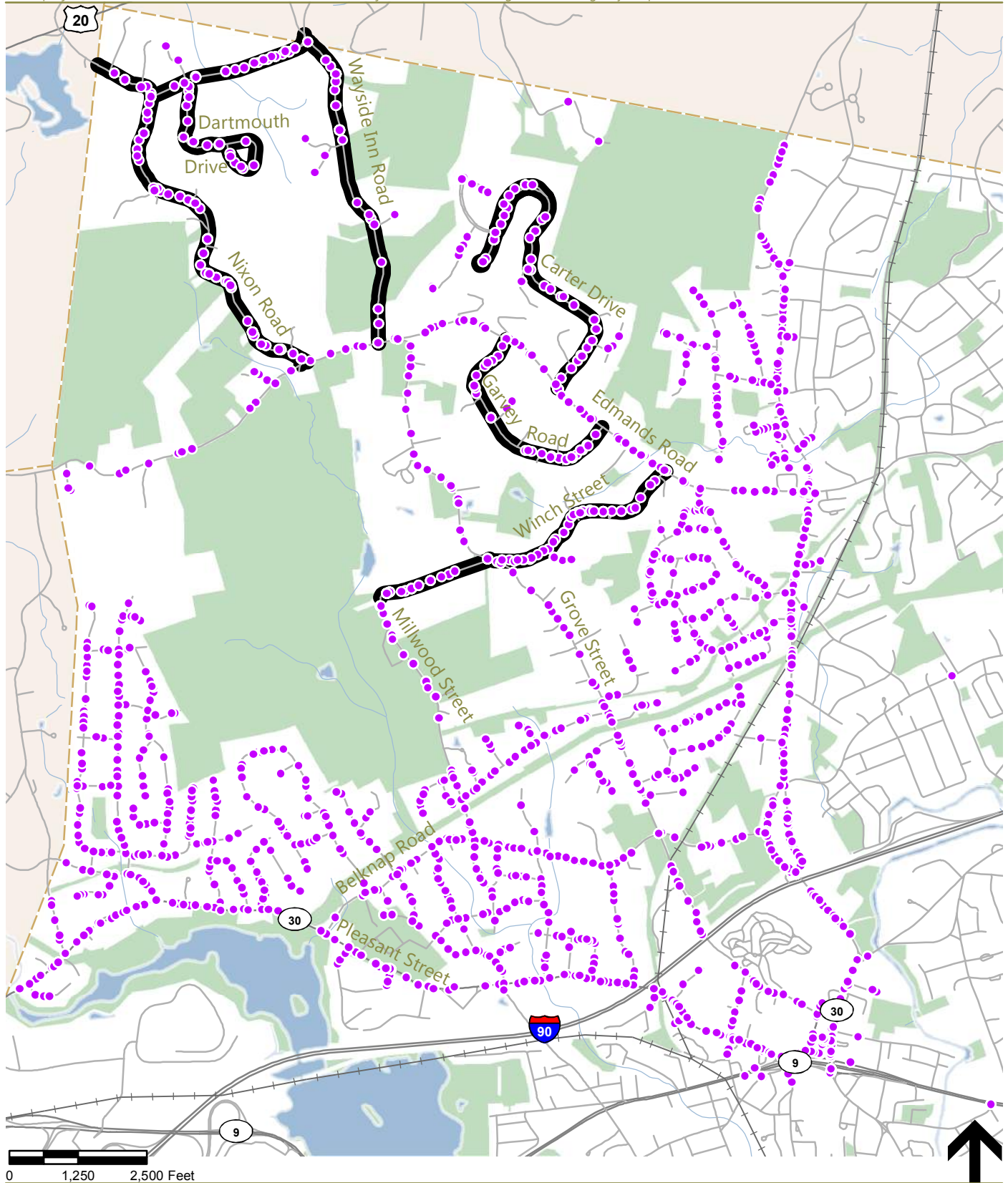
Candidate Roadways

- Candidate Roadway for Traffic Calming
- Traffic Calming Measures Implemented



Figure 5

Candidate Roadways
Areawide Traffic Calming Evaluation
Northwest Area
Framingham, Massachusetts

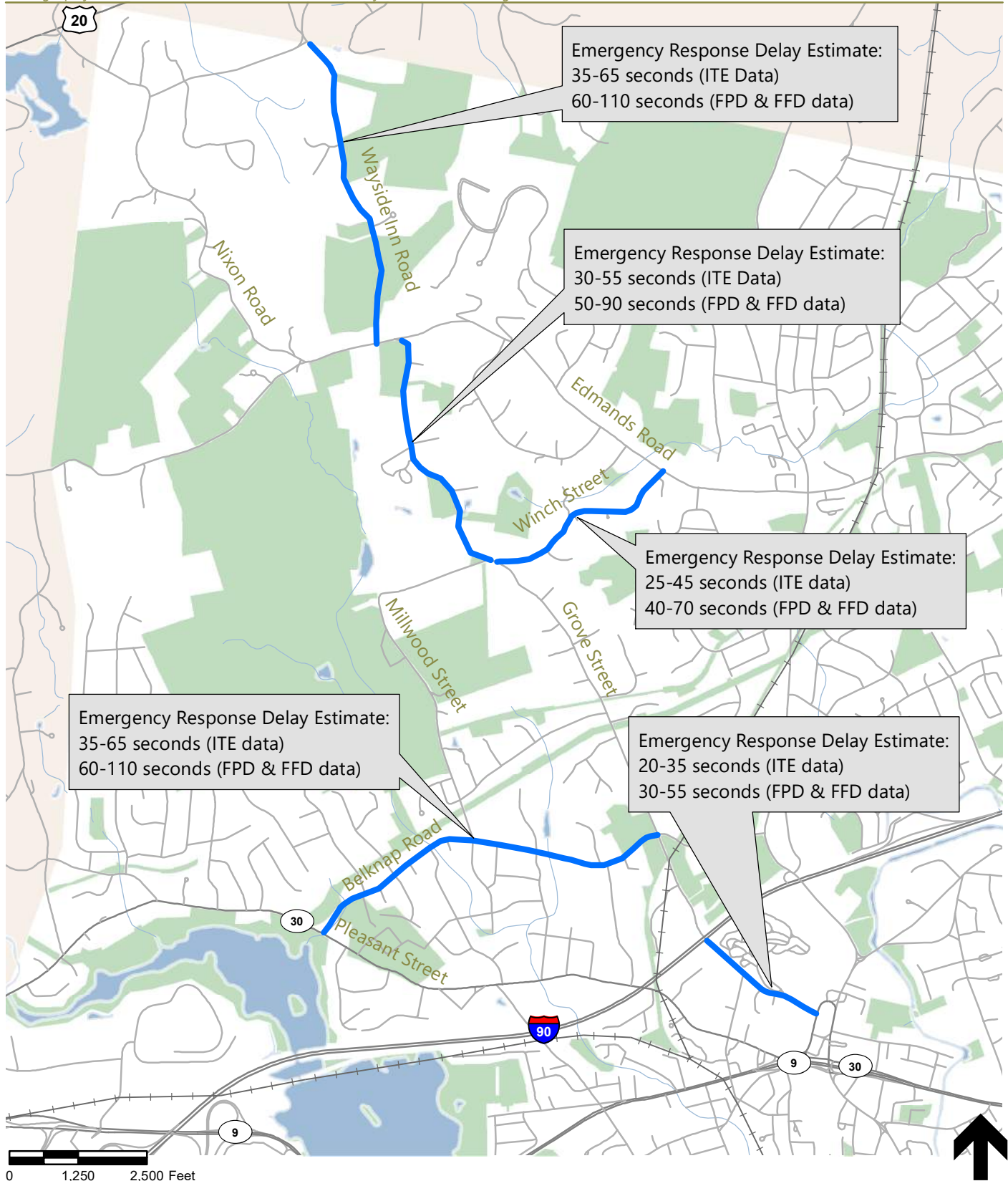


- Emergency Response Locations (2017)
- ▬ Emergency Response Time Comparison Roadway



Figure 6

Emergency Response Locations (2017)
Arealwide Traffic Calming Evaluation
Northwest Area
Framingham, Massachusetts



Roadways

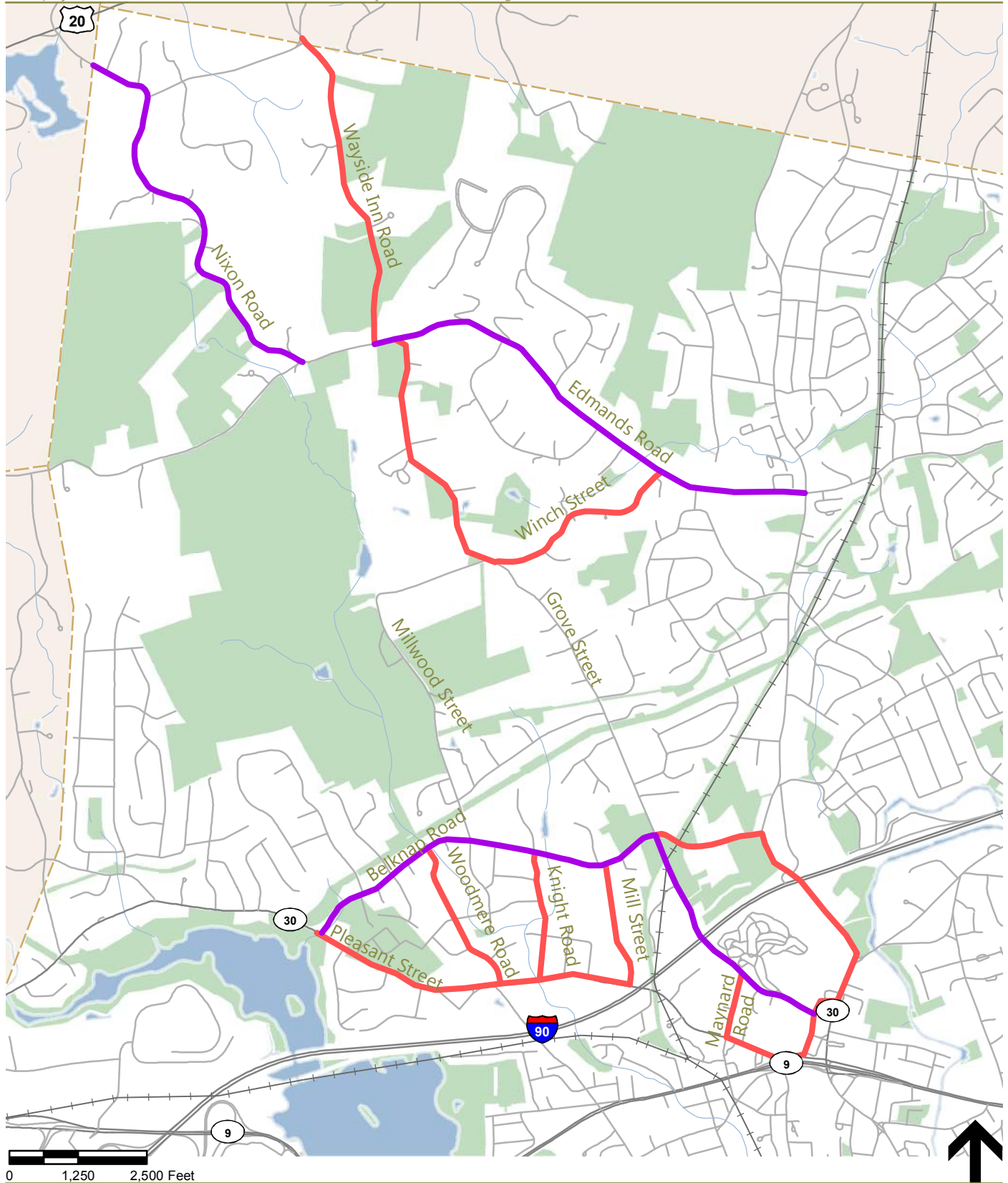
— Candidate Roadway

Note: Emergency response delay estimates are for fire apparatuses. Delays for smaller emergency response vehicles (e.g. ambulances) are anticipated to be less.



Figure 7
**Vertical Alignment Measure
Candidate Roadways**

Areawide Traffic Calming Evaluation
Northwest Area
Framingham, Massachusetts



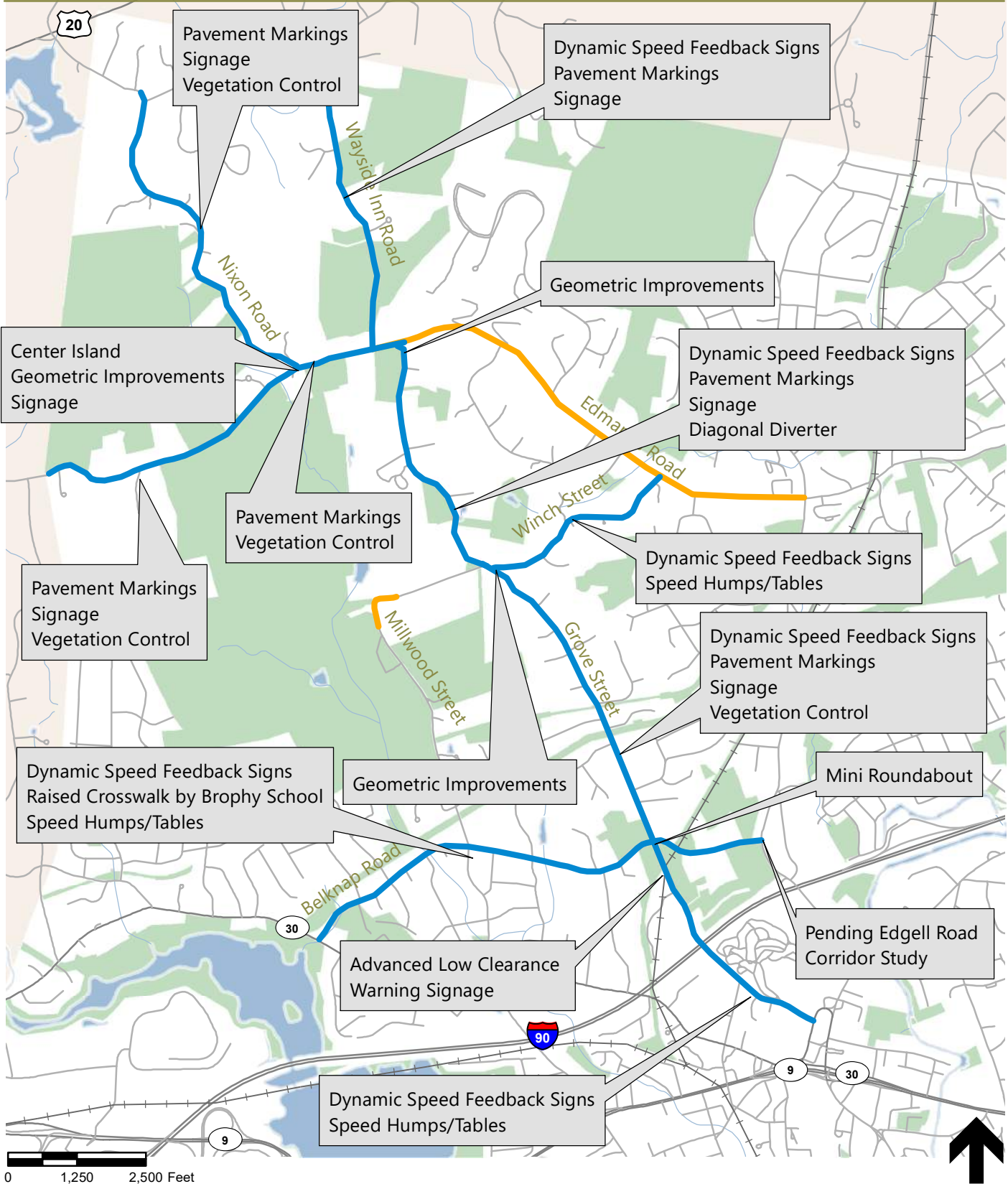
Routes

- Primary
- Parallel



Figure 8

Potential Diversion Routes
Areawide Traffic Calming Evaluation
Northwest Area
Framingham, Massachusetts



Candidate Roadways

- Candidate Roadway for Traffic Calming
- Traffic Calming Measures Implemented



Figure 9

Traffic Calming Plan
 Areawide Traffic Calming Evaluation
 Northwest Area
 Framingham, Massachusetts

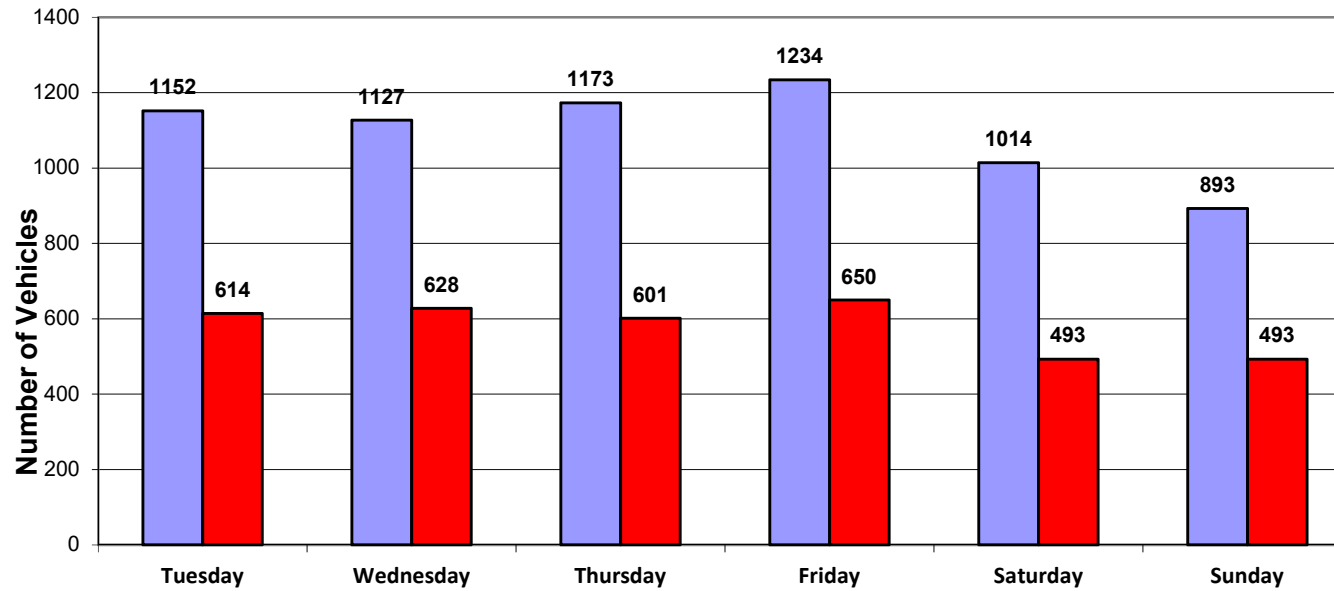
Vehicle and Speed Violator Counts



■ Tot. Vehicles ■ # Violators

#1069 Grove Street - Avticated

Speed Limit = 30 MPH



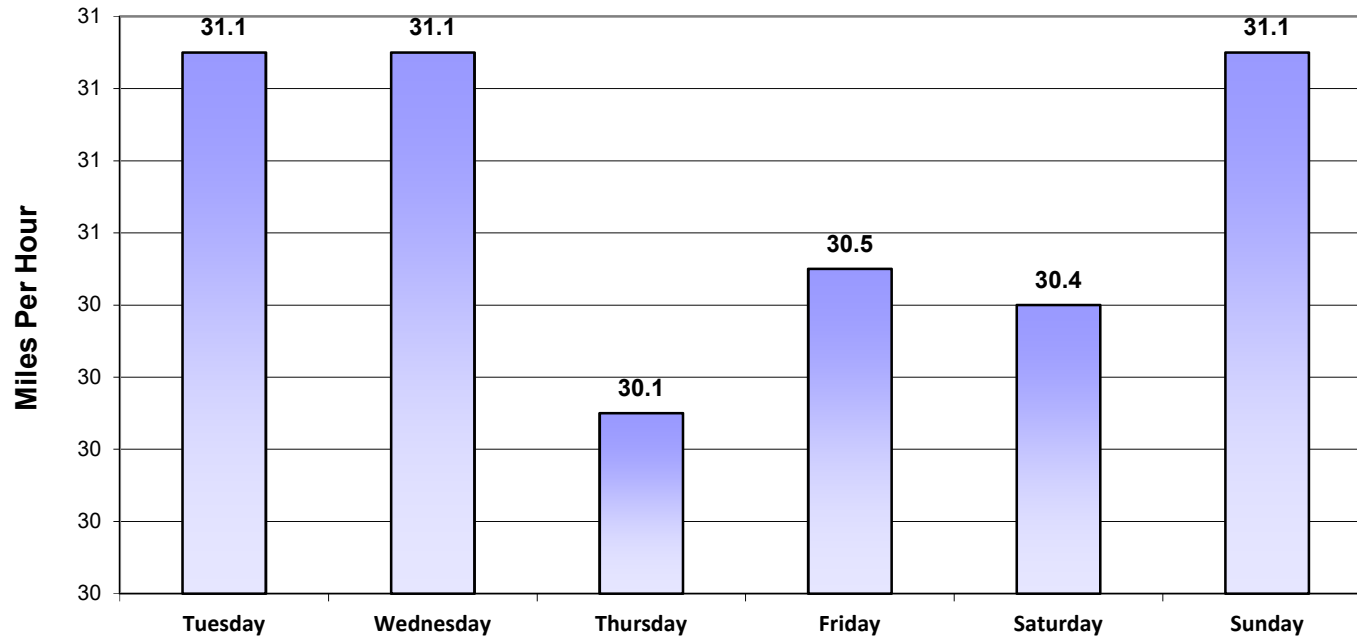
Week (6 days): 12/14/2021 - 12/19/2021

Daily Average Speeds



#1069 Grove Street - Avticated

Speed Limit = 30 MPH



Week (6 days): 12/14/2021 - 12/19/2021

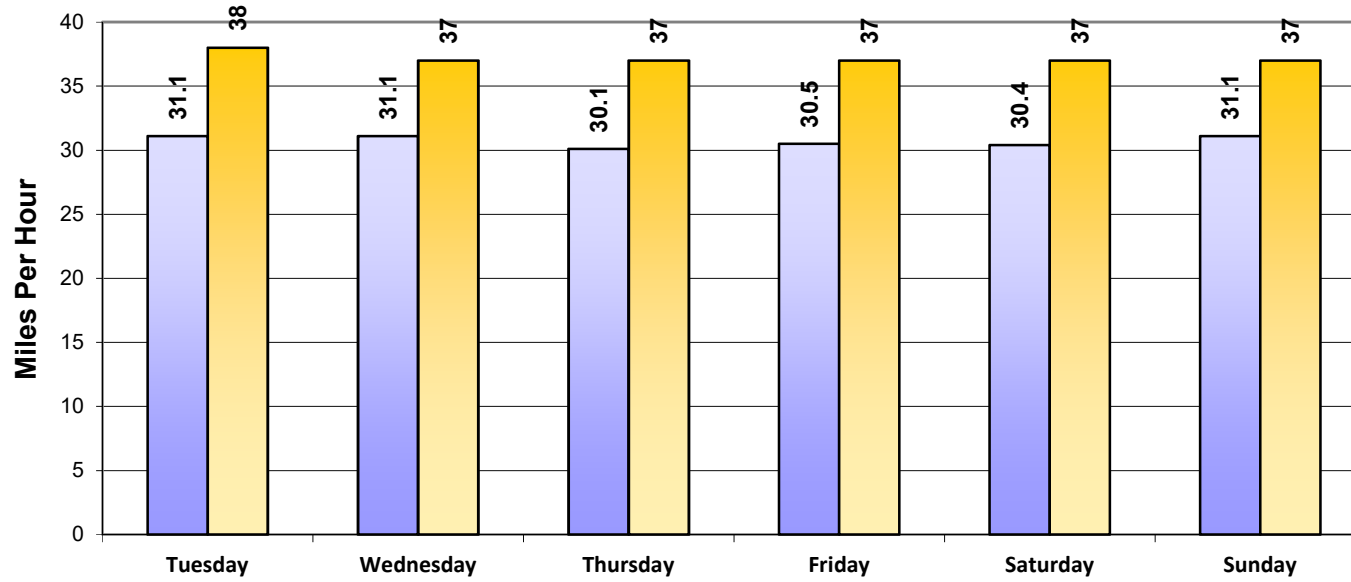
Daily Average Speeds vs. 85th Percentile Speeds



■ Avg. Speed ■ 85th pct Speed

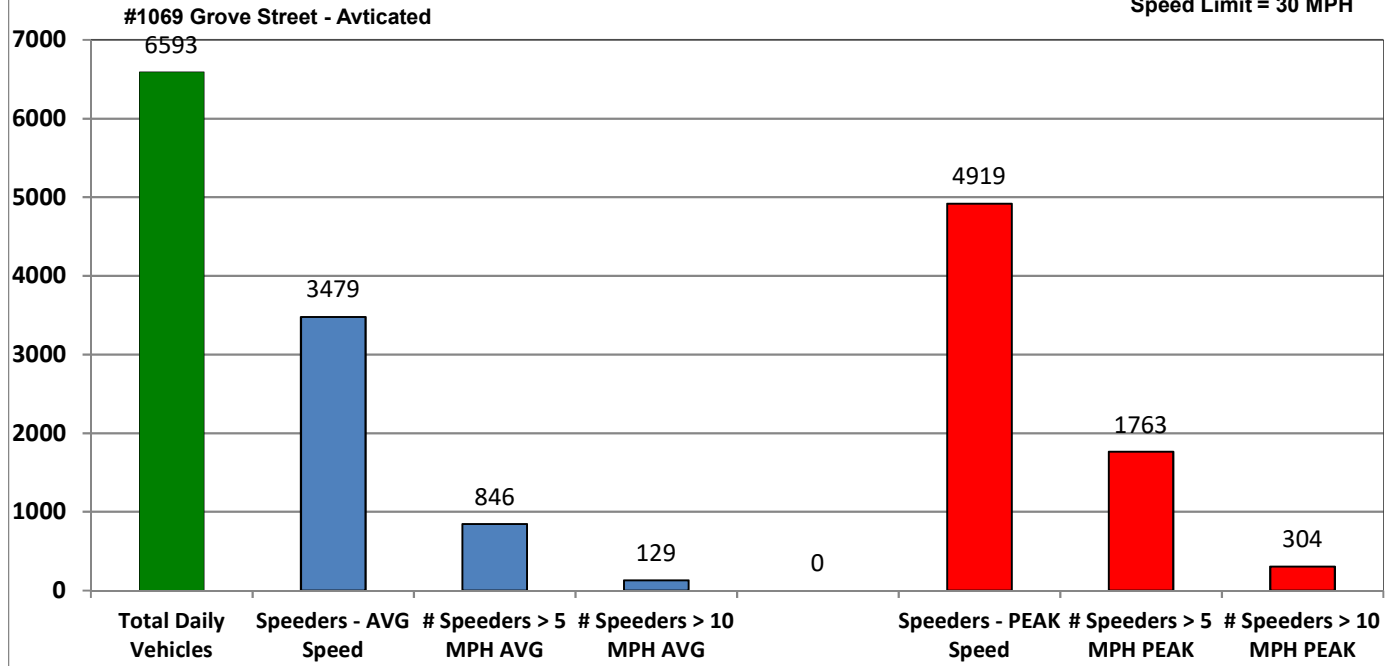
#1069 Grove Street - Avticated

Speed Limit = 30 MPH



Week (6 days): 12/14/2021 - 12/19/2021

Weekly Speed Summary - Vehicle Counts



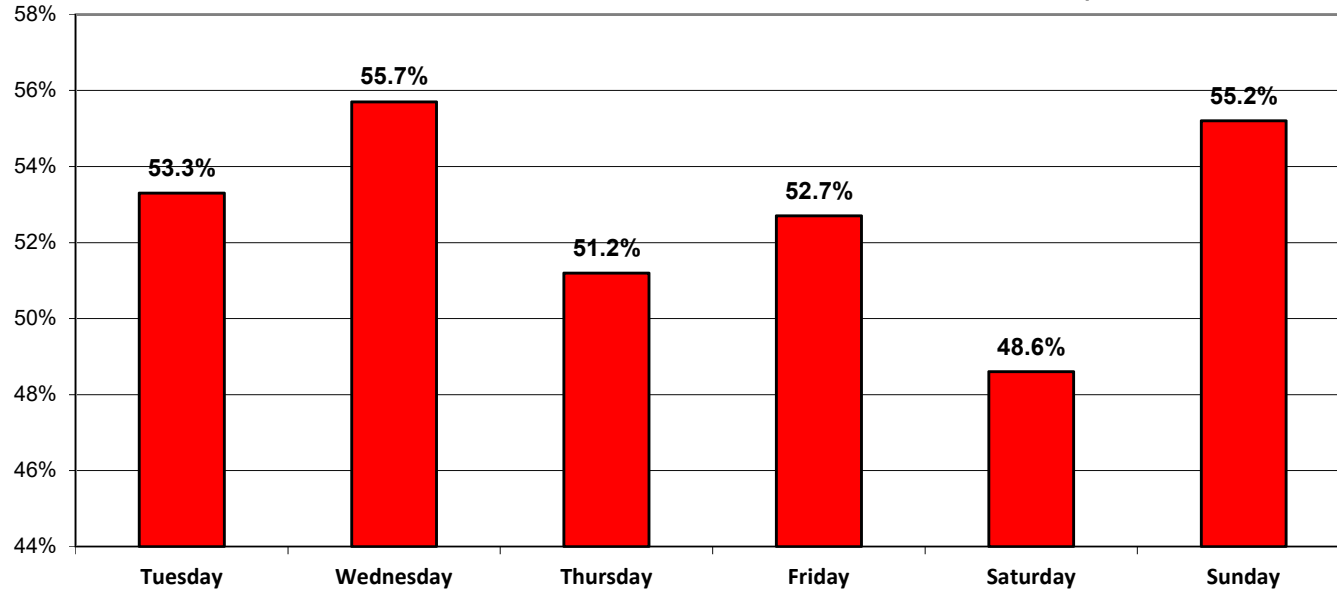
Week (6 days): 12/14/2021 - 12/19/2021

Percentage of Vehicles Speeding



#1069 Grove Street - Avticated

Speed Limit = 30 MPH



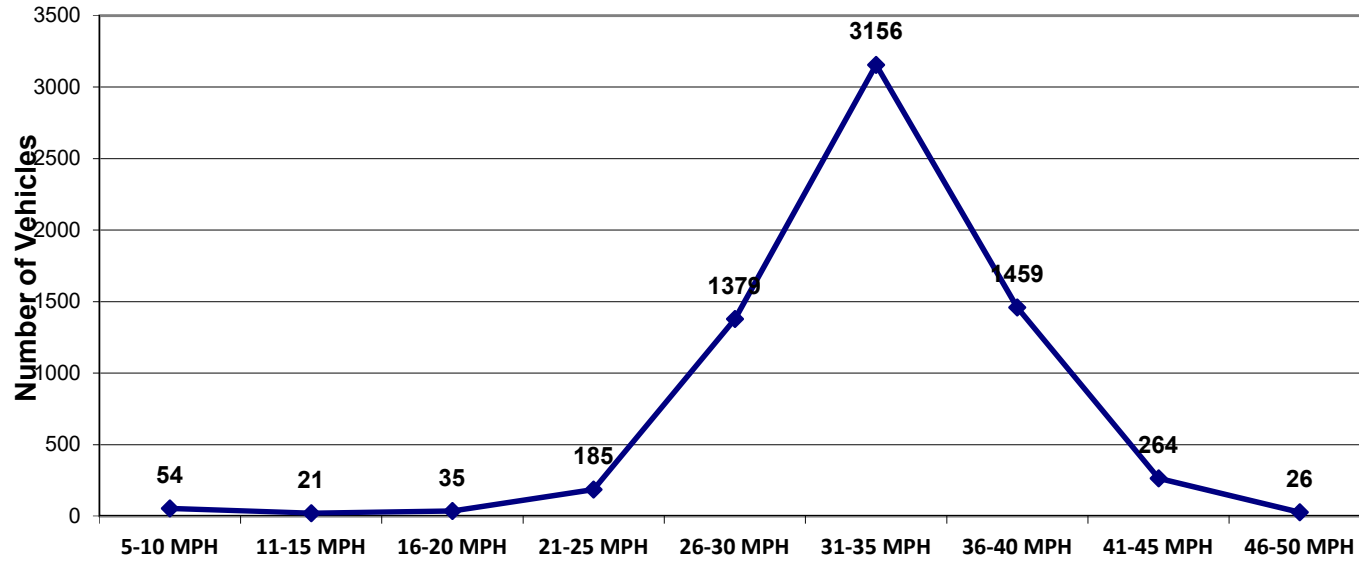
Week (6 days): 12/14/2021 - 12/19/2021

Vehicle Count by Peak Speed Bins



#1069 Grove Street - Avticated

Speed Limit = 30 MPH



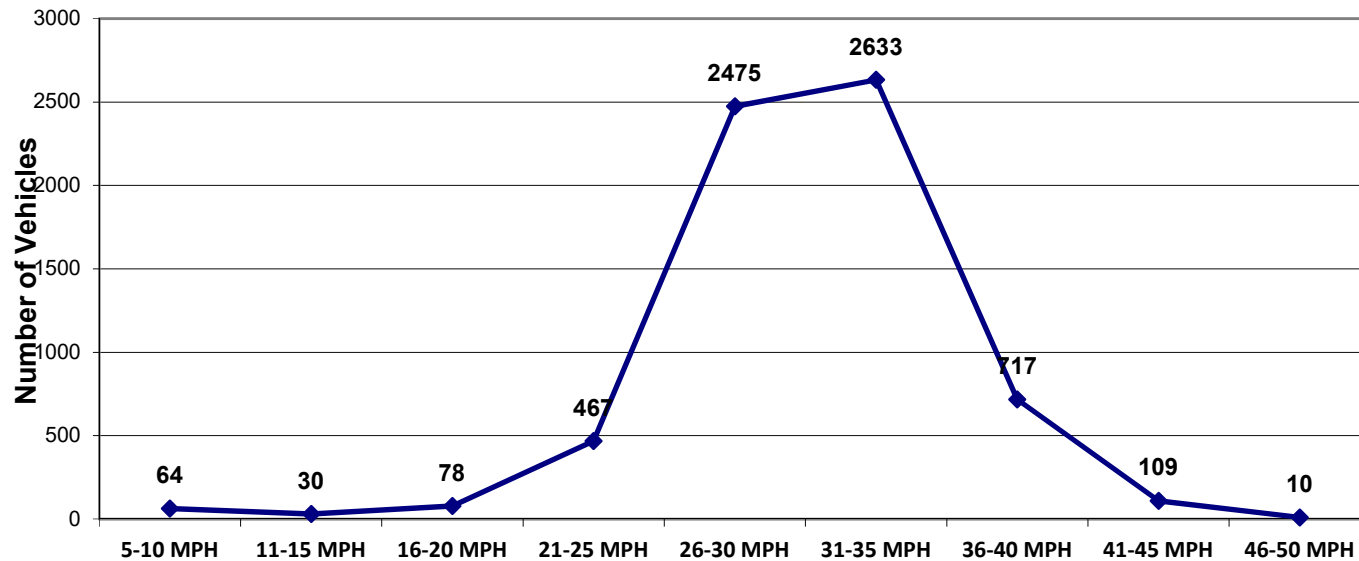
Week (6 days): 12/14/2021 - 12/19/2021

Vehicle Count by Avg. Speed Bins



#1069 Grove Street - Avticated

Speed Limit = 30 MPH



Week (6 days): 12/14/2021 - 12/19/2021

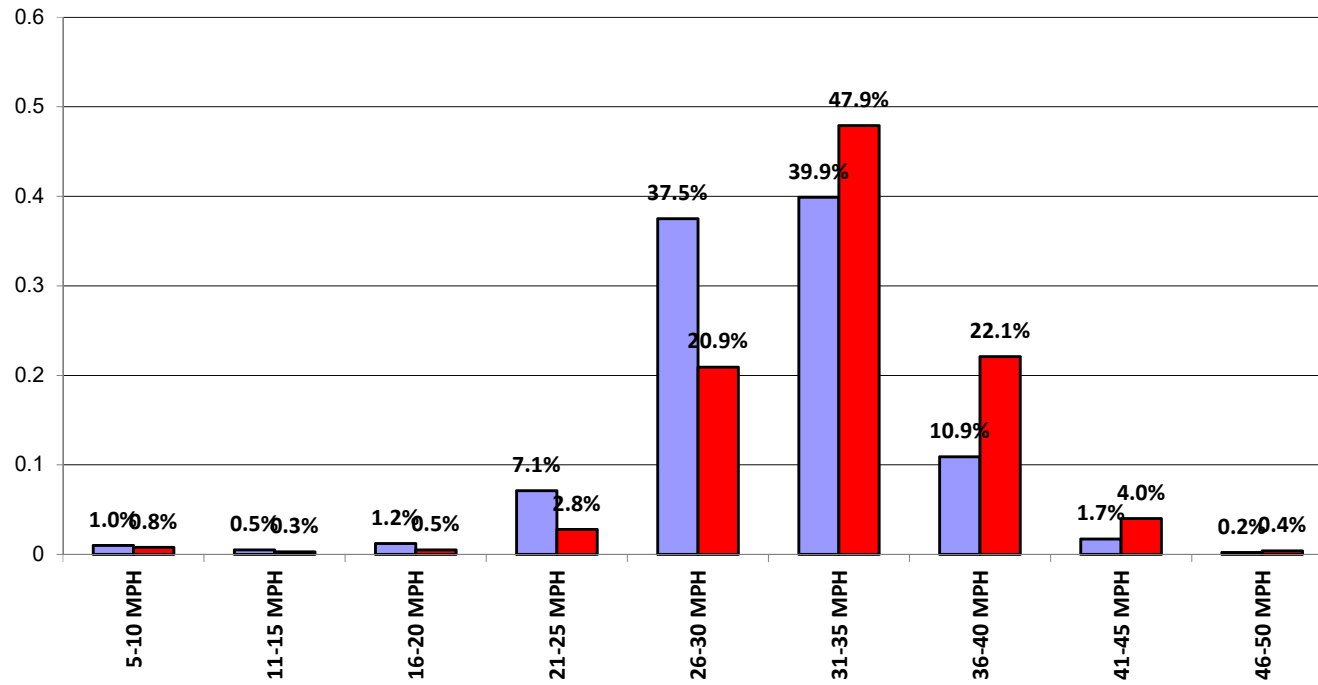
Avg. vs. Peak Speeds by Percentage



■ AVG ■ PEAK

#1069 Grove Street - Avticated

Speed Limit = 30 MPH



Week (6 days): 12/14/2021 - 12/19/2021

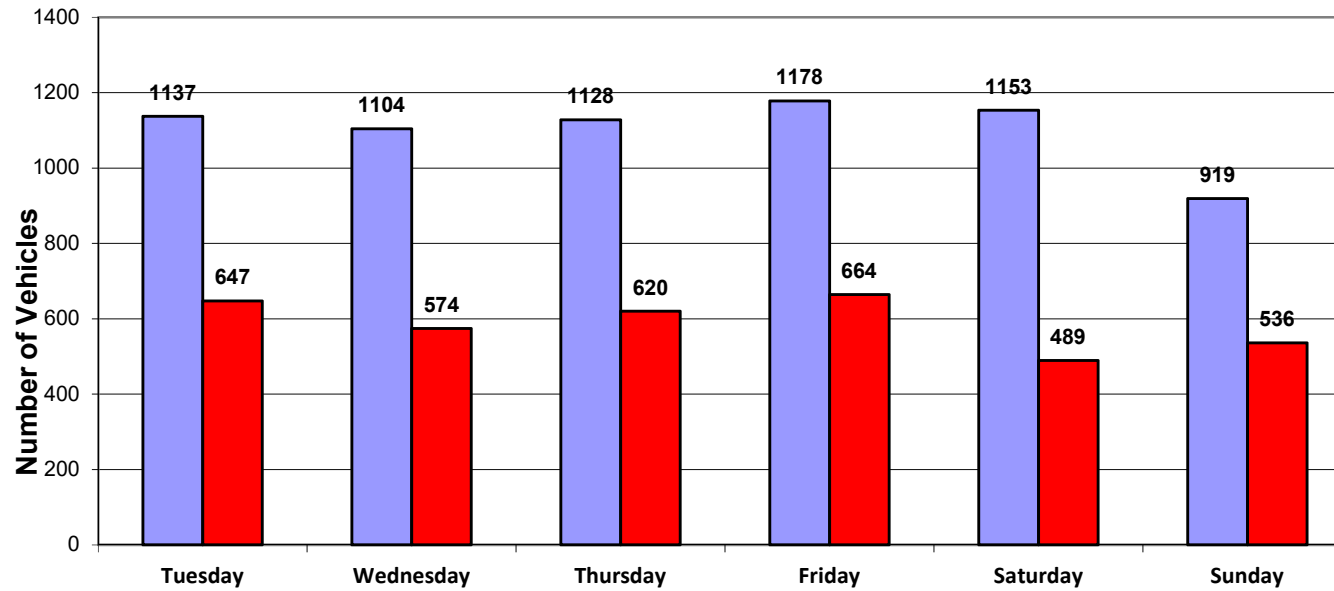
Vehicle and Speed Violator Counts



■ Tot. Vehicles ■ # Violators

#1069 Grove Street NB

Speed Limit = 30 MPH



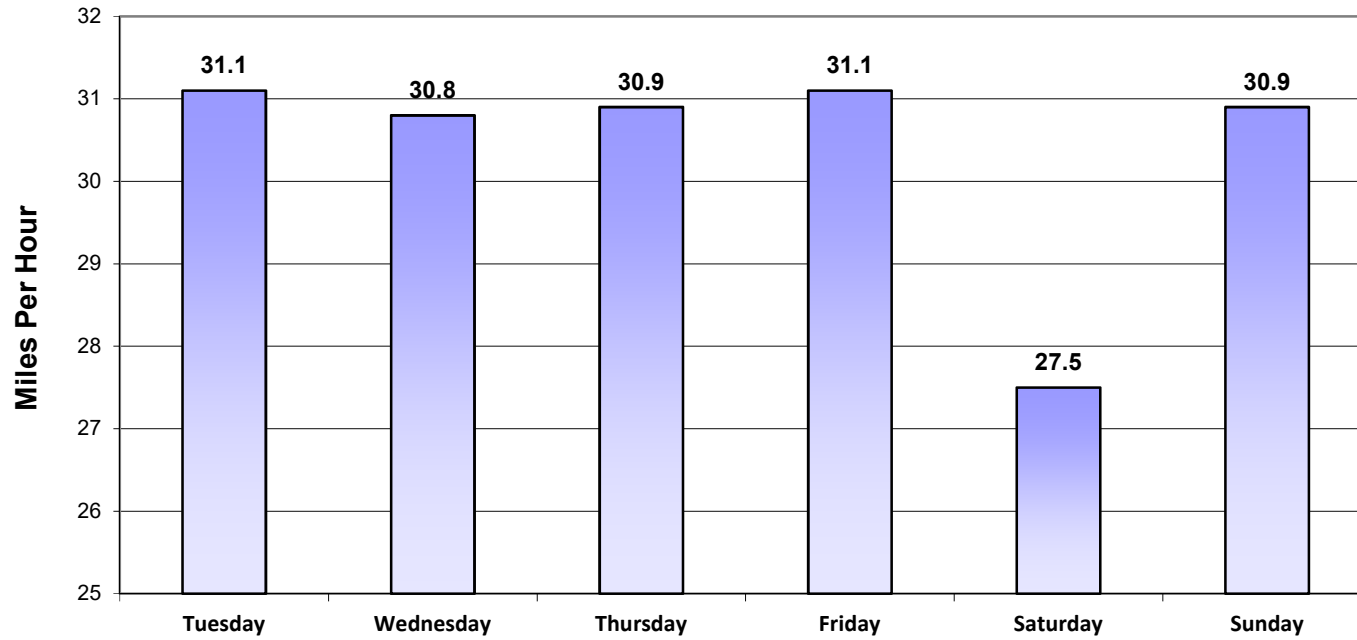
Week (6 days): 12/7/2021 - 12/12/2021

Daily Average Speeds



#1069 Grove Street NB

Speed Limit = 30 MPH



Week (6 days): 12/7/2021 - 12/12/2021

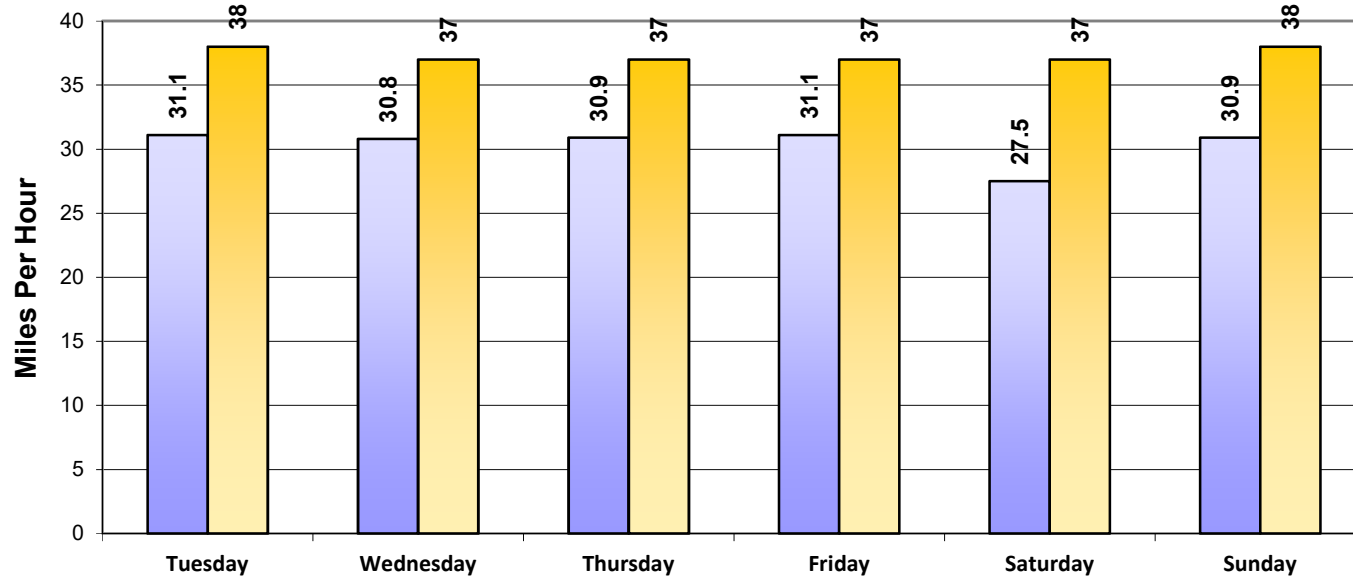
Daily Average Speeds vs. 85th Percentile Speeds



■ Avg. Speed ■ 85th pct Speed

#1069 Grove Street NB

Speed Limit = 30 MPH

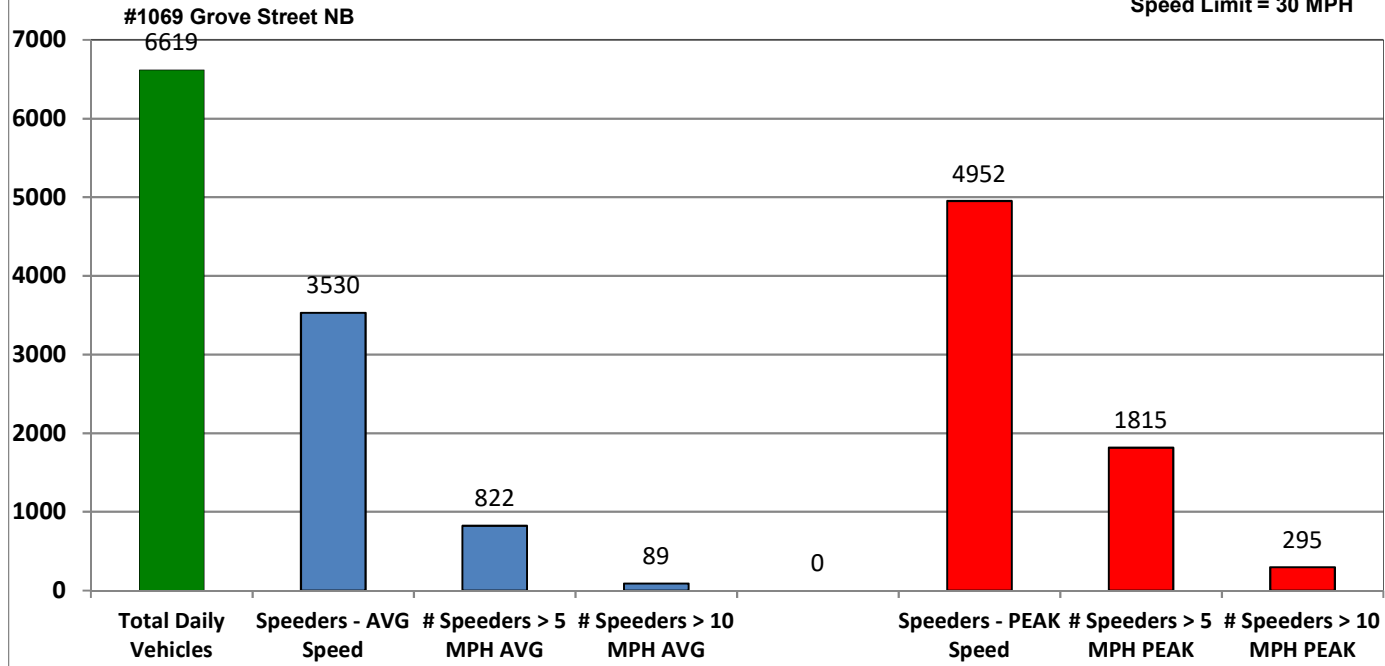


Week (6 days): 12/7/2021 - 12/12/2021

Weekly Speed Summary - Vehicle Counts



Speed Limit = 30 MPH



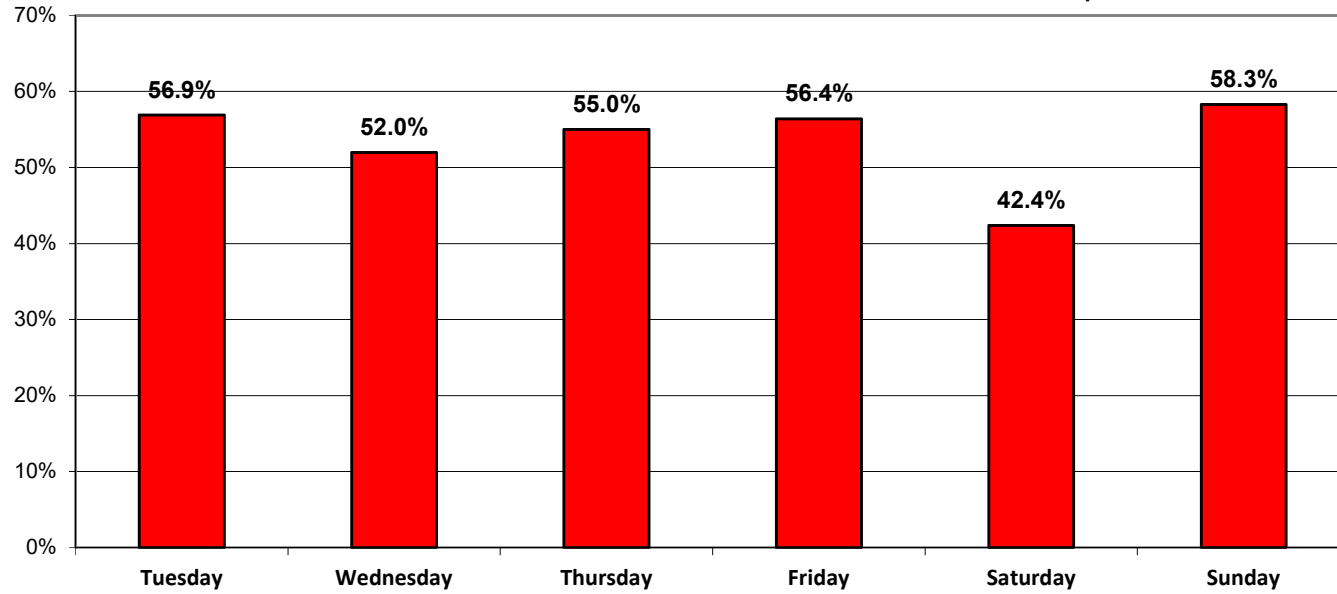
Week (6 days): 12/7/2021 - 12/12/2021

Percentage of Vehicles Speeding



#1069 Grove Street NB

Speed Limit = 30 MPH



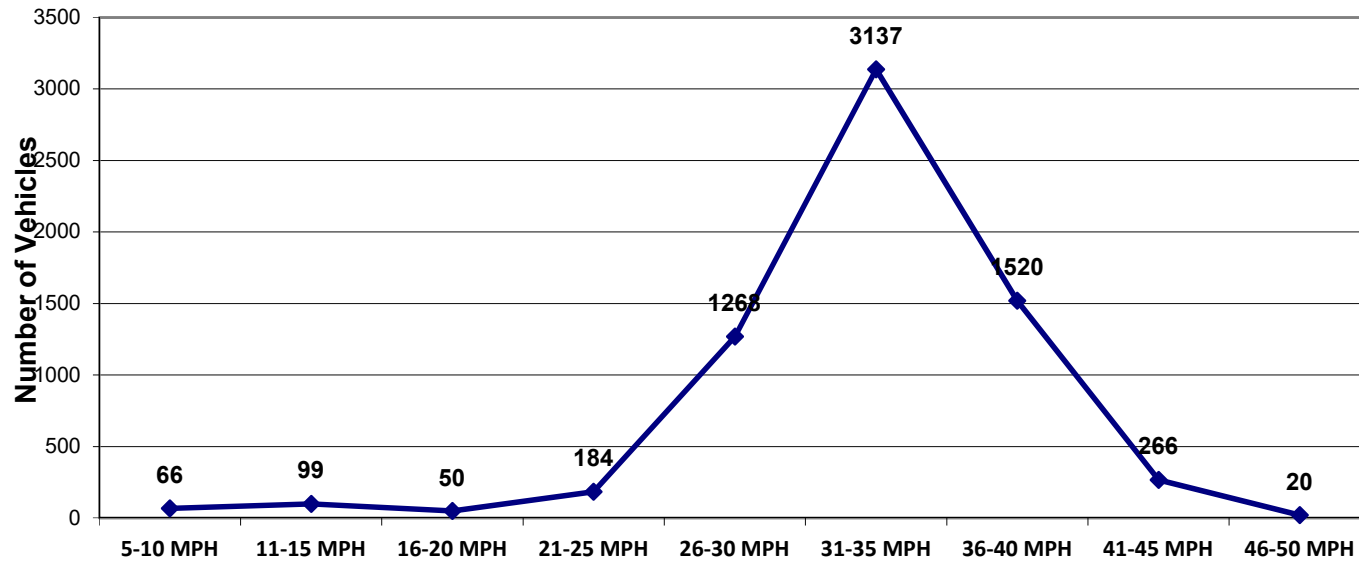
Week (6 days): 12/7/2021 - 12/12/2021

Vehicle Count by Peak Speed Bins



#1069 Grove Street NB

Speed Limit = 30 MPH



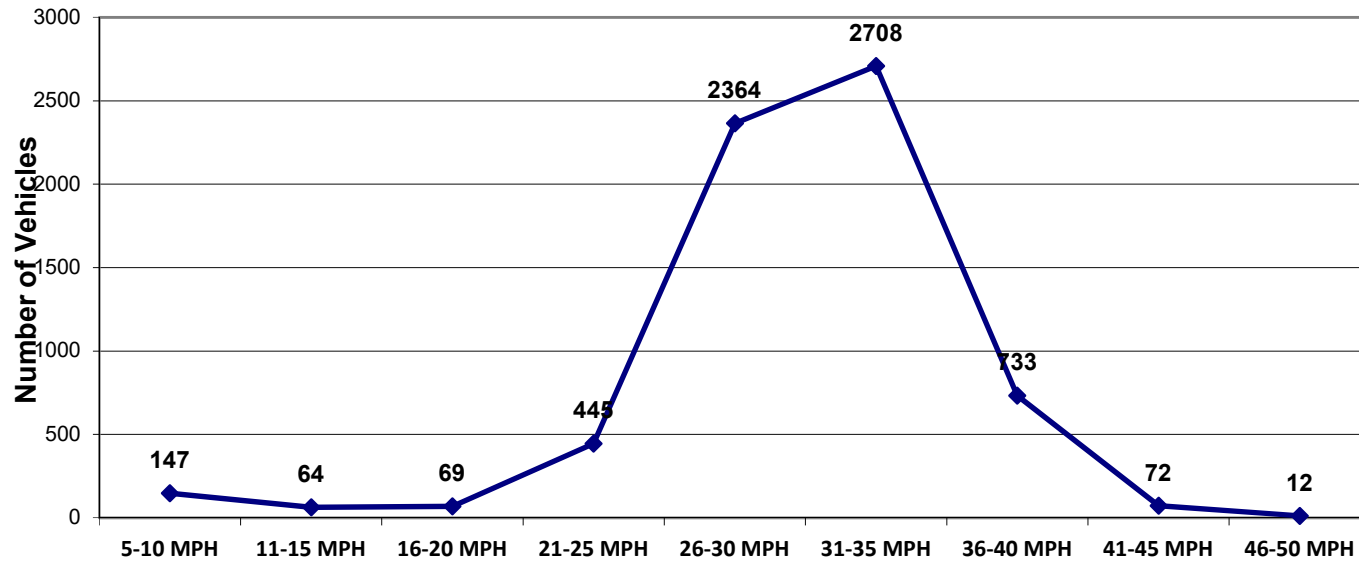
Week (6 days): 12/7/2021 - 12/12/2021

Vehicle Count by Avg. Speed Bins



#1069 Grove Street NB

Speed Limit = 30 MPH



Week (6 days): 12/7/2021 - 12/12/2021

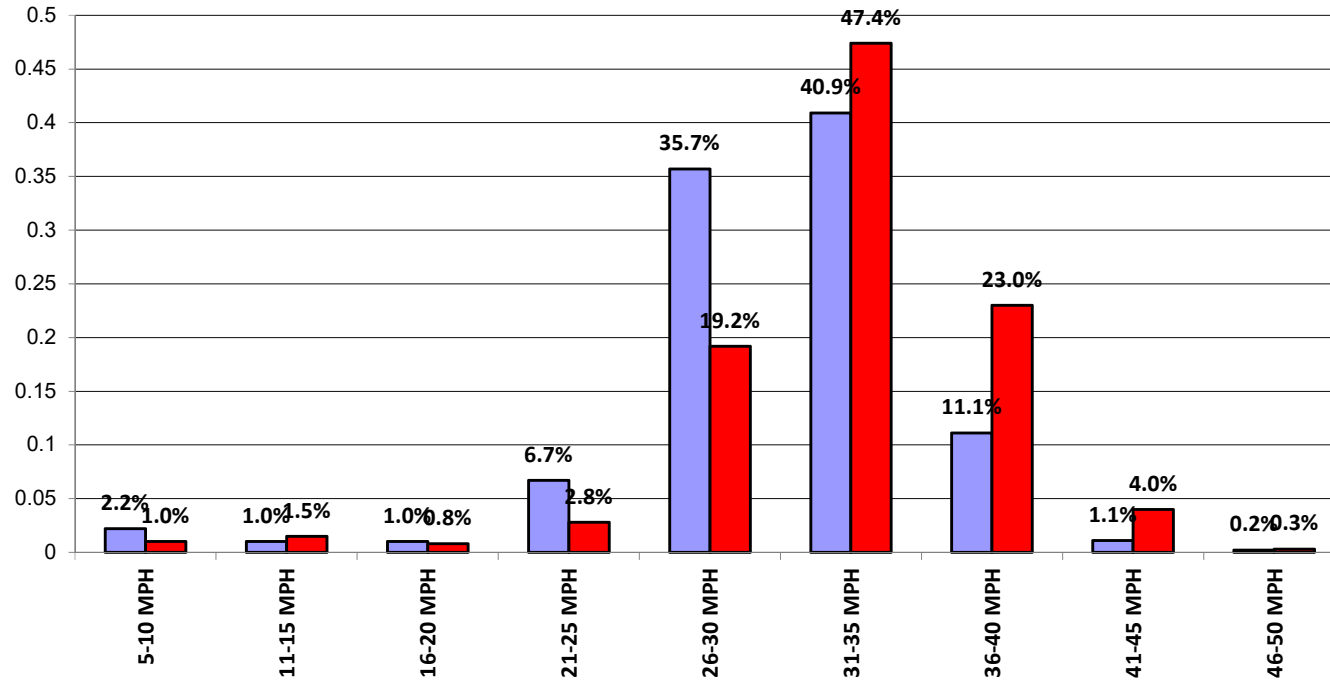
Avg. vs. Peak Speeds by Percentage

■ AVG ■ PEAK



#1069 Grove Street NB

Speed Limit = 30 MPH



Week (6 days): 12/7/2021 - 12/12/2021

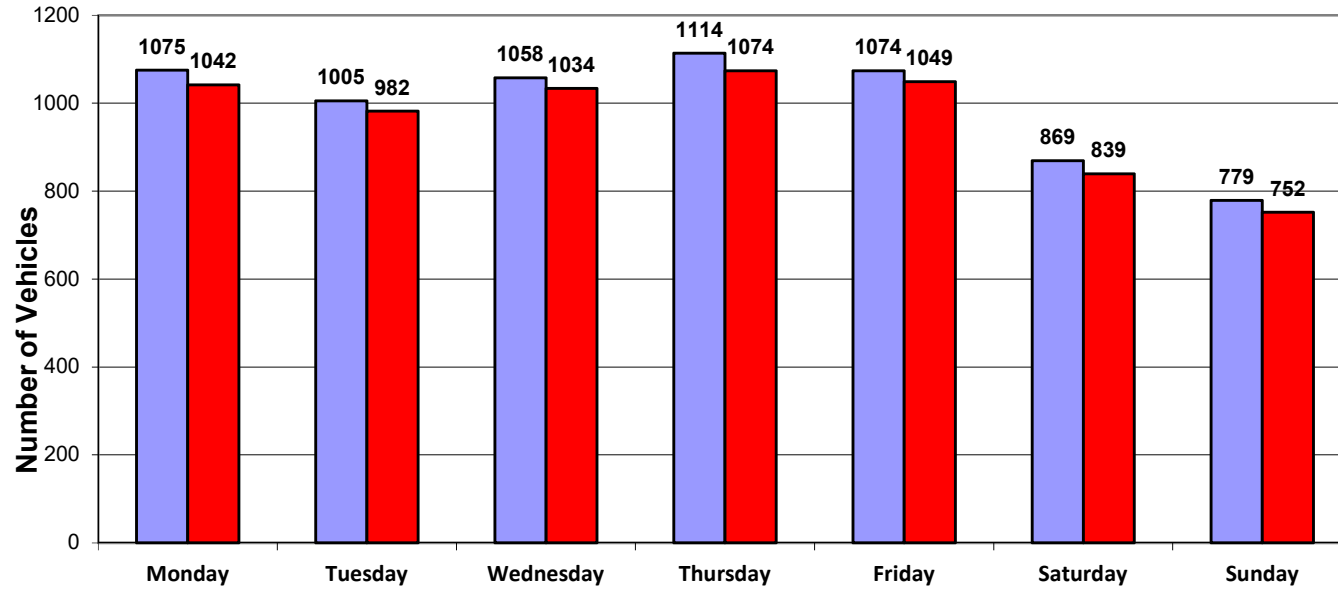
Vehicle and Speed Violator Counts



■ Tot. Vehicles ■ # Violators

Grove Street SB

Speed Limit = 25 MPH



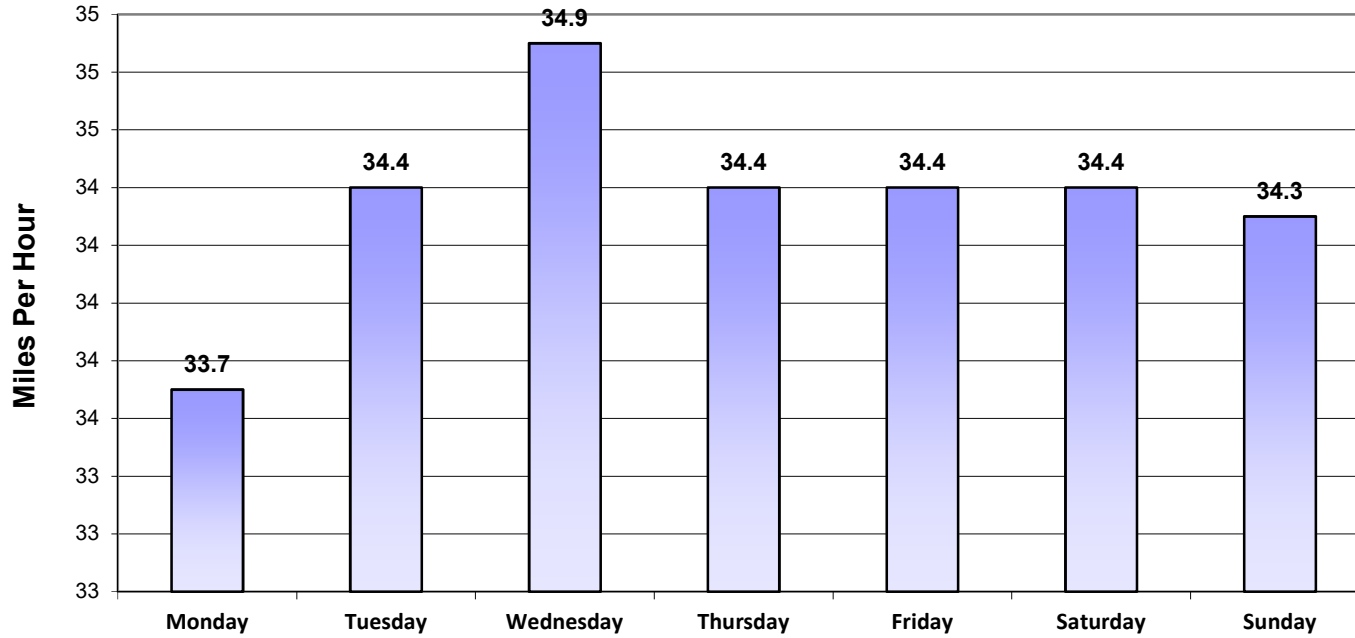
Week (7 days): 1/10/2022 - 1/16/2022

Daily Average Speeds



Grove Street SB

Speed Limit = 25 MPH



Week (7 days): 1/10/2022 - 1/16/2022

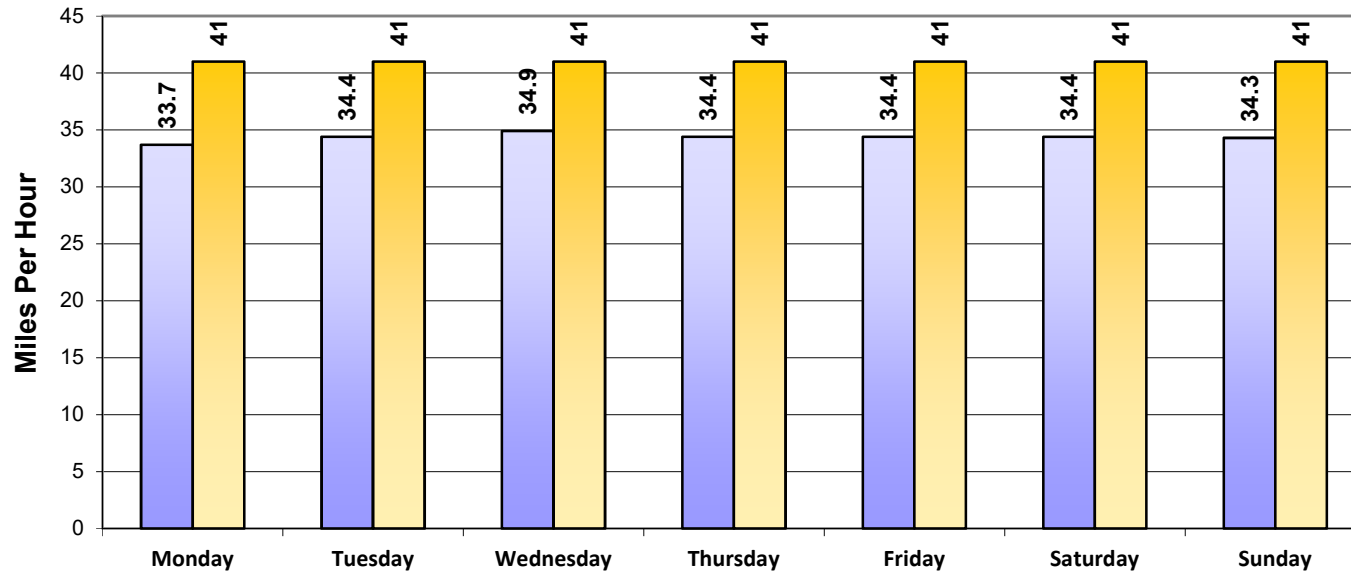
Daily Average Speeds vs. 85th Percentile Speeds



■ Avg. Speed ■ 85th pct Speed

Grove Street SB

Speed Limit = 25 MPH



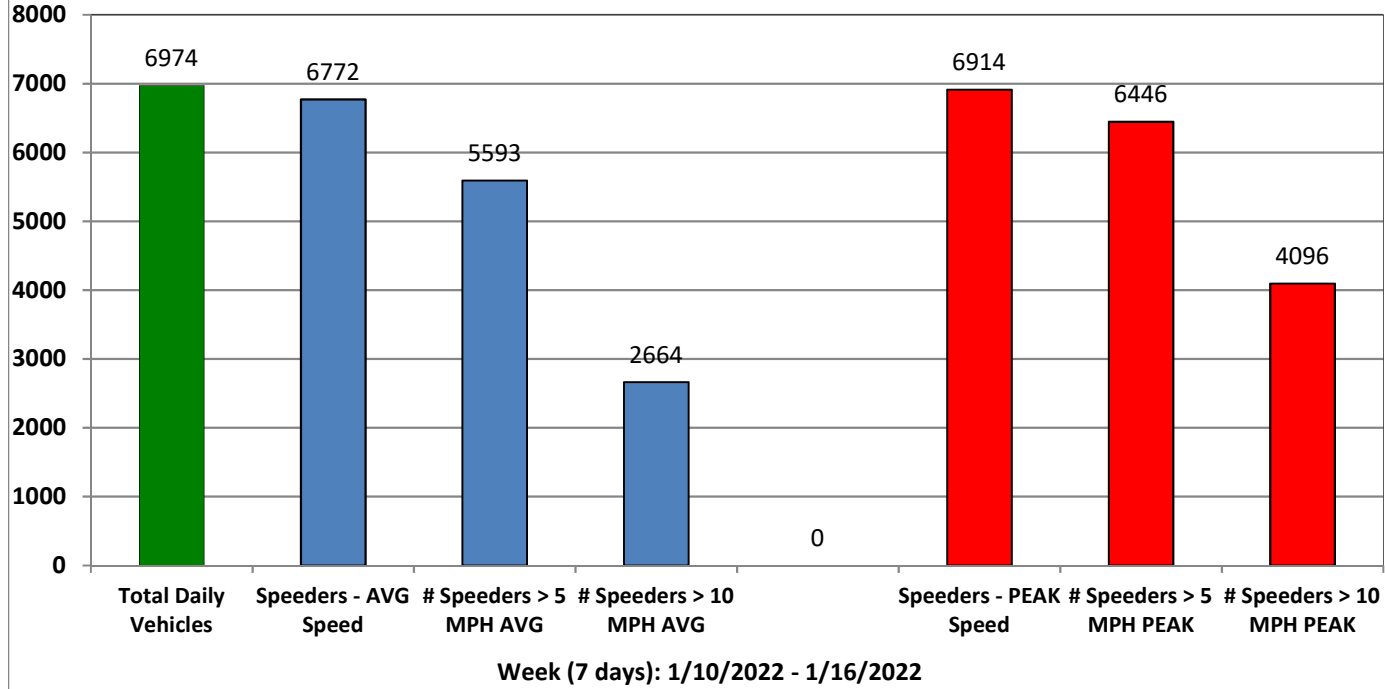
Week (7 days): 1/10/2022 - 1/16/2022

Weekly Speed Summary - Vehicle Counts



Grove Street SB

Speed Limit = 25 MPH

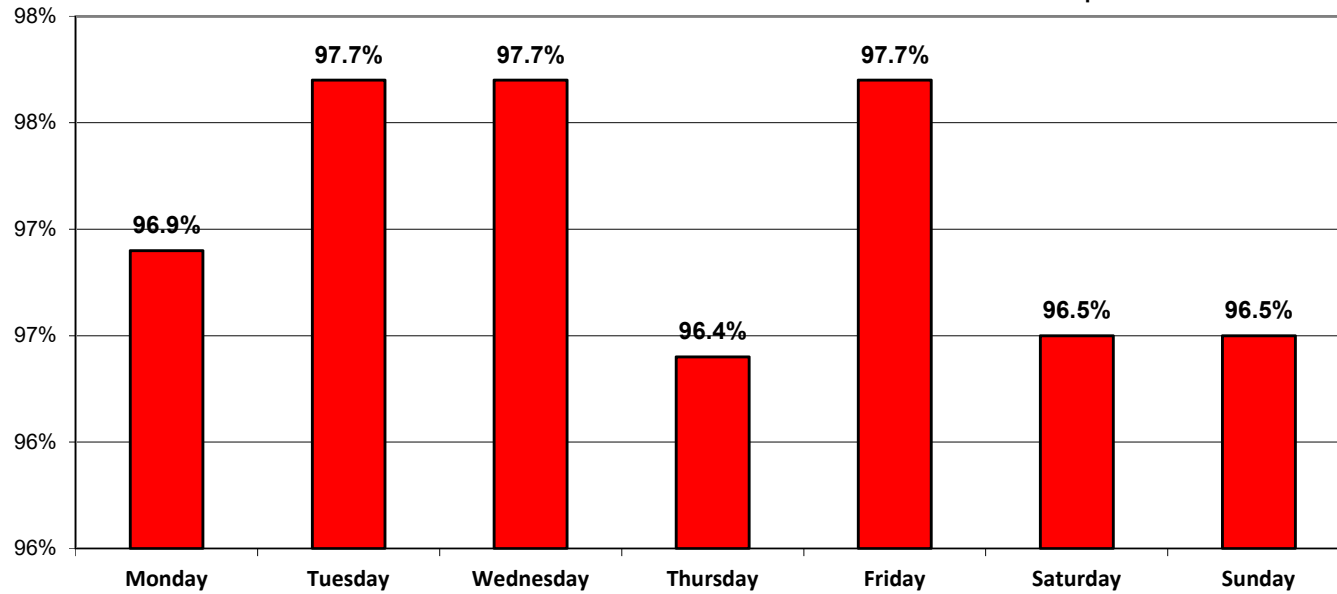


Percentage of Vehicles Speeding



Grove Street SB

Speed Limit = 25 MPH



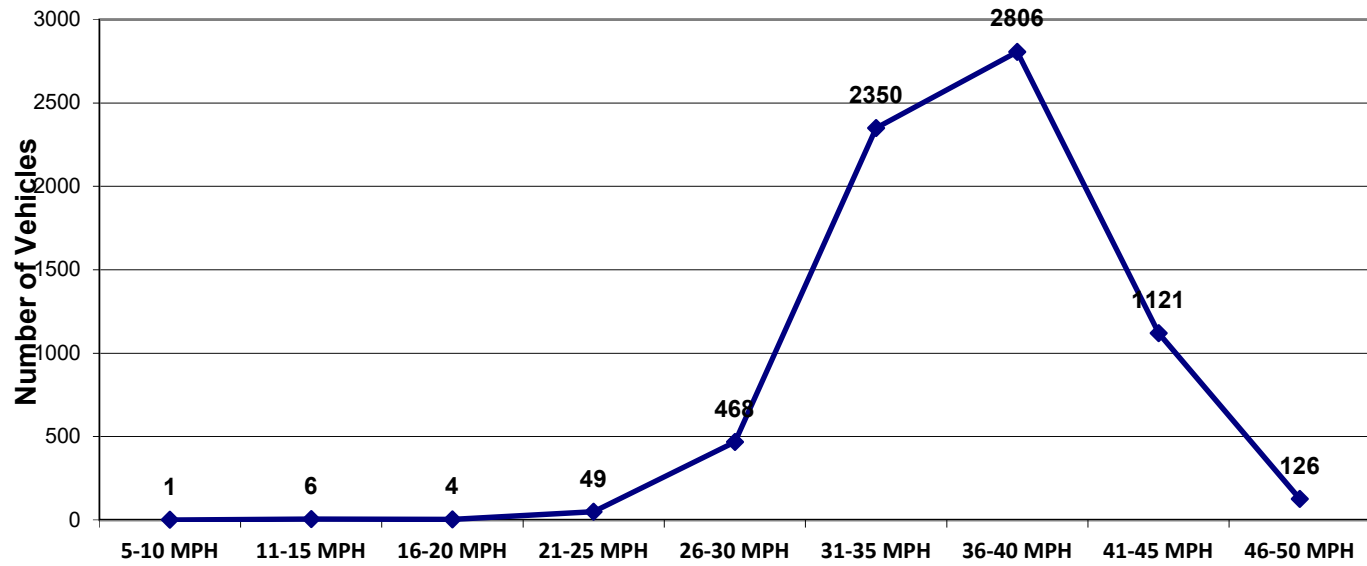
Week (7 days): 1/10/2022 - 1/16/2022

Vehicle Count by Peak Speed Bins



Grove Street SB

Speed Limit = 25 MPH



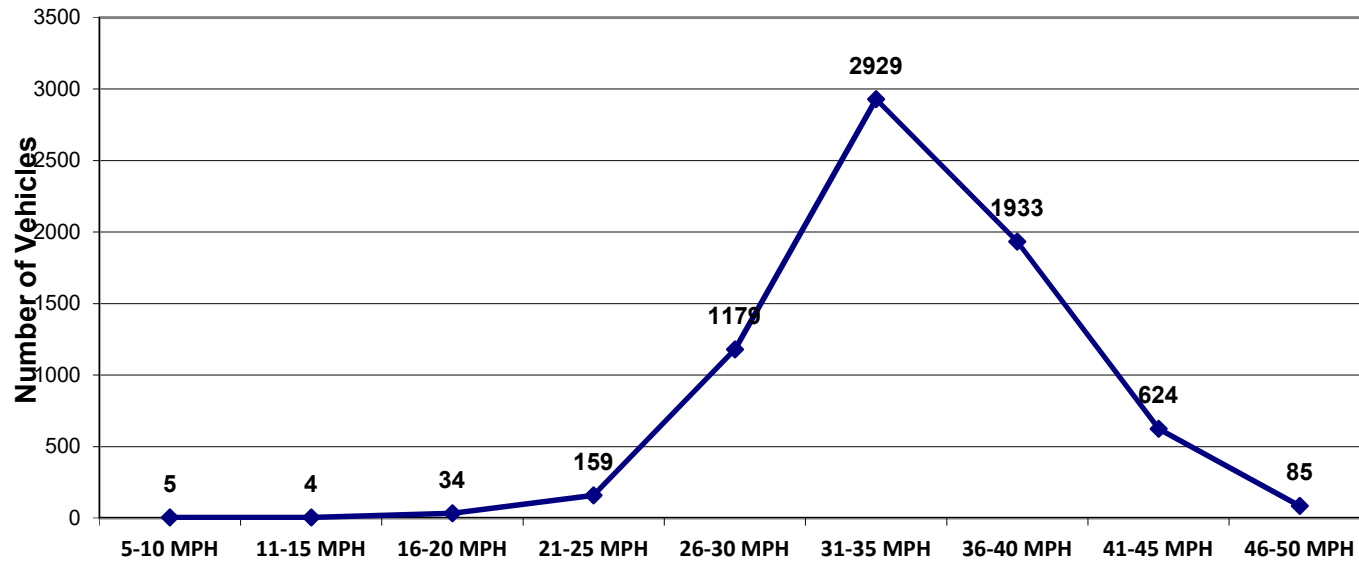
Week (7 days): 1/10/2022 - 1/16/2022

Vehicle Count by Avg. Speed Bins



Grove Street SB

Speed Limit = 25 MPH



Week (7 days): 1/10/2022 - 1/16/2022

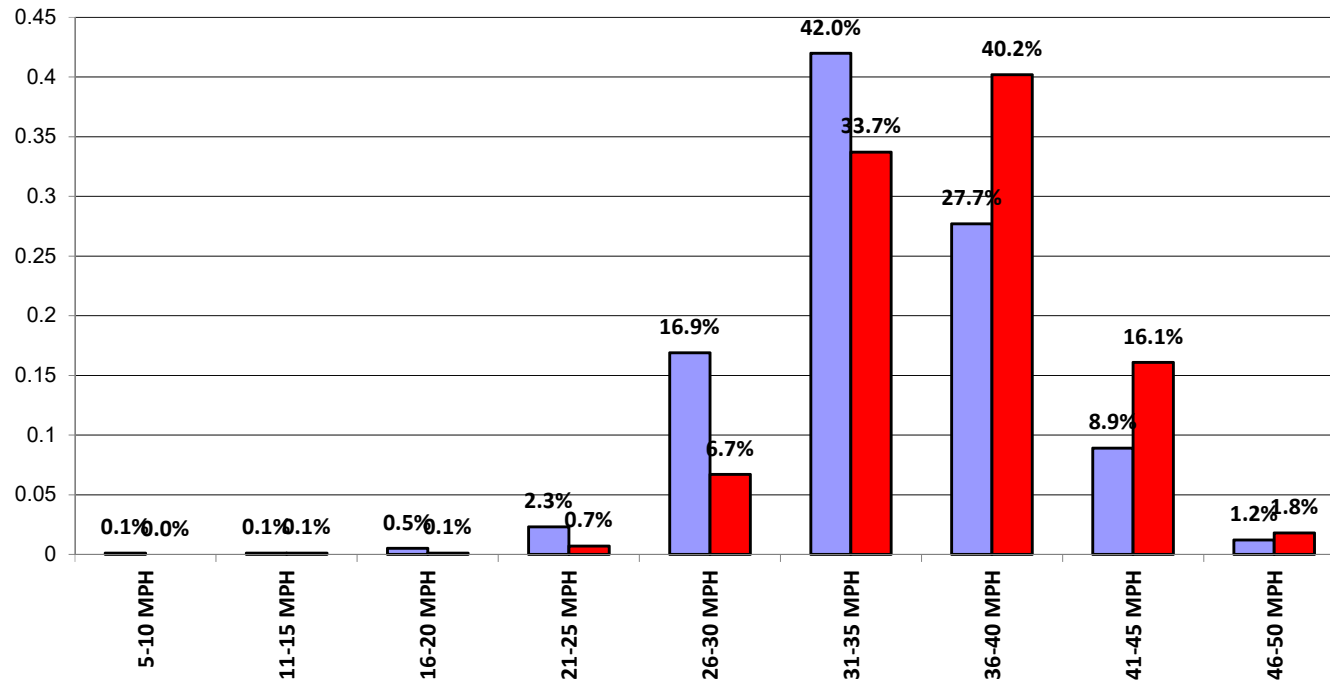
Avg. vs. Peak Speeds by Percentage



■ AVG ■ PEAK

Grove Street SB

Speed Limit = 25 MPH



Week (7 days): 1/10/2022 - 1/16/2022

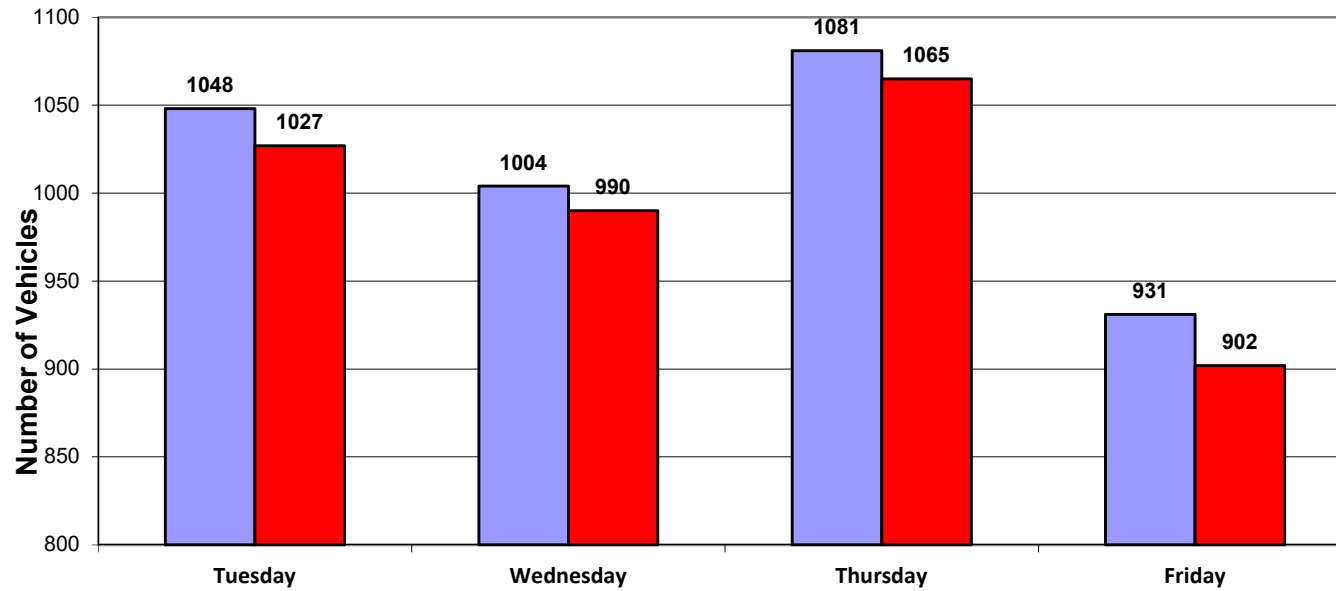
Vehicle and Speed Violator Counts



■ Tot. Vehicles ■ # Violators

Grove Street SB

Speed Limit = 25 MPH



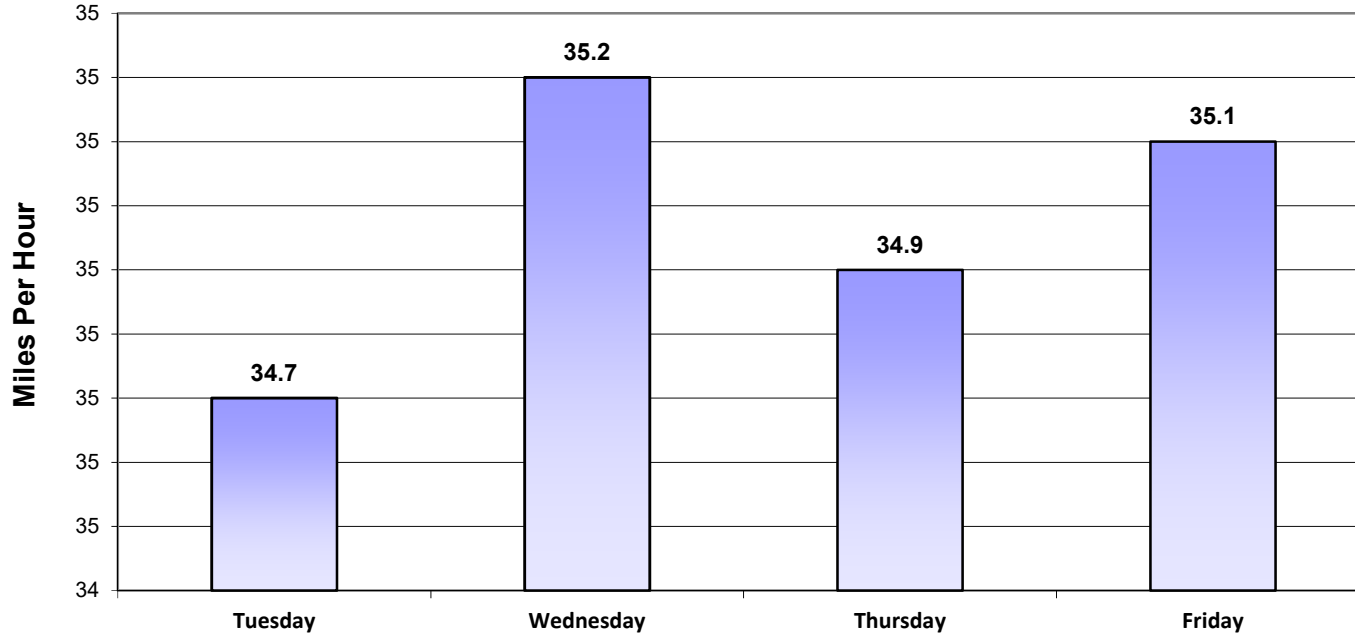
Week (4 days): 12/28/2021 - 12/31/2021

Daily Average Speeds



Grove Street SB

Speed Limit = 25 MPH



Week (4 days): 12/28/2021 - 12/31/2021

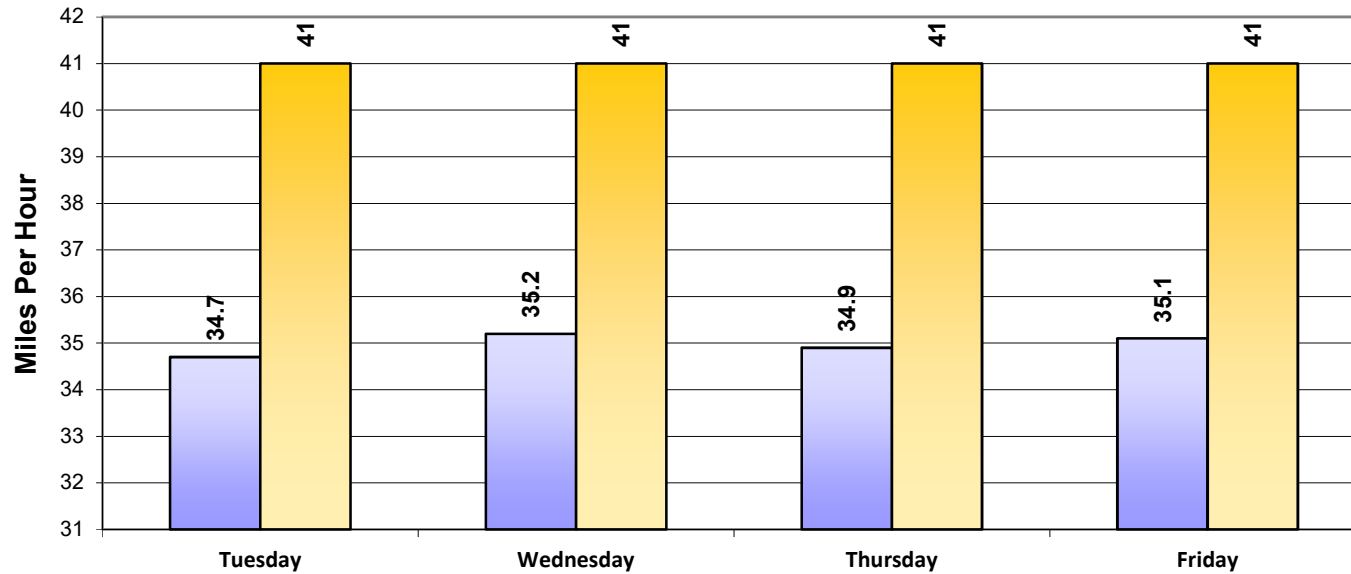
Daily Average Speeds vs. 85th Percentile Speeds



■ Avg. Speed ■ 85th pct Speed

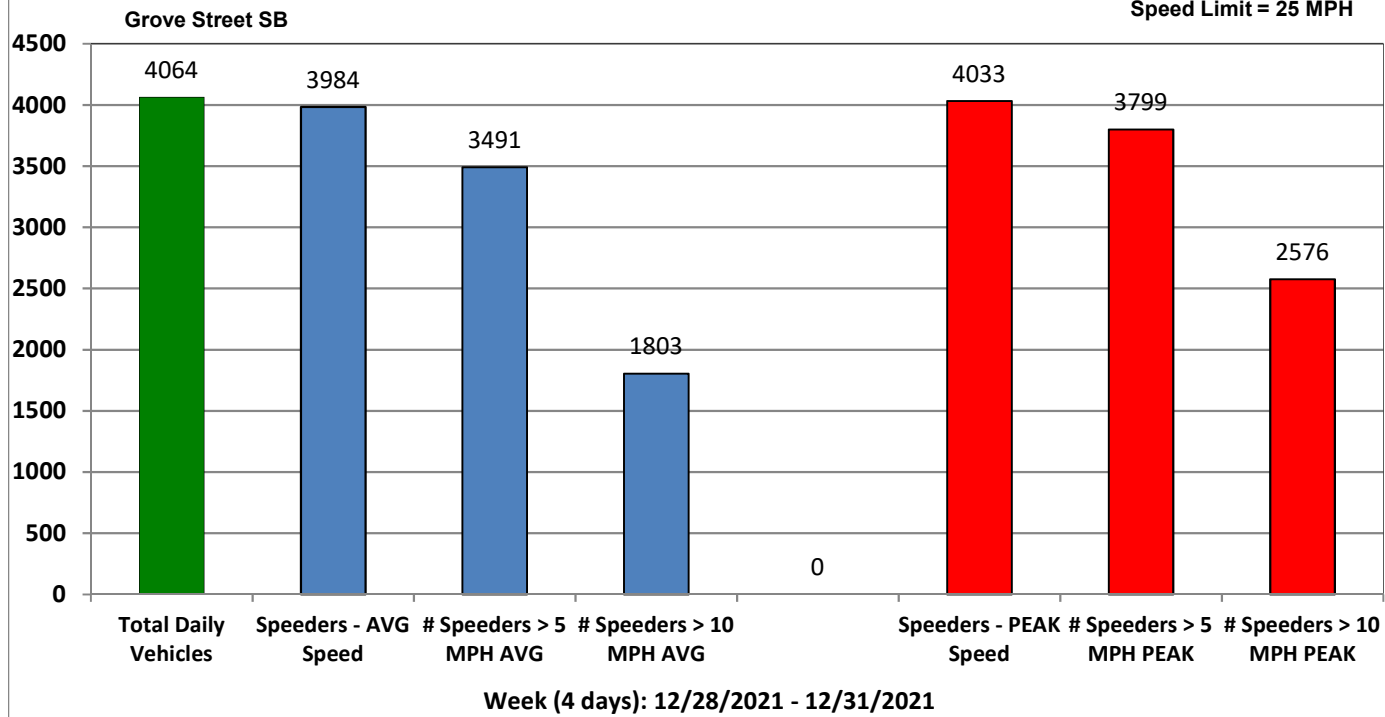
Grove Street SB

Speed Limit = 25 MPH



Week (4 days): 12/28/2021 - 12/31/2021

Weekly Speed Summary - Vehicle Counts

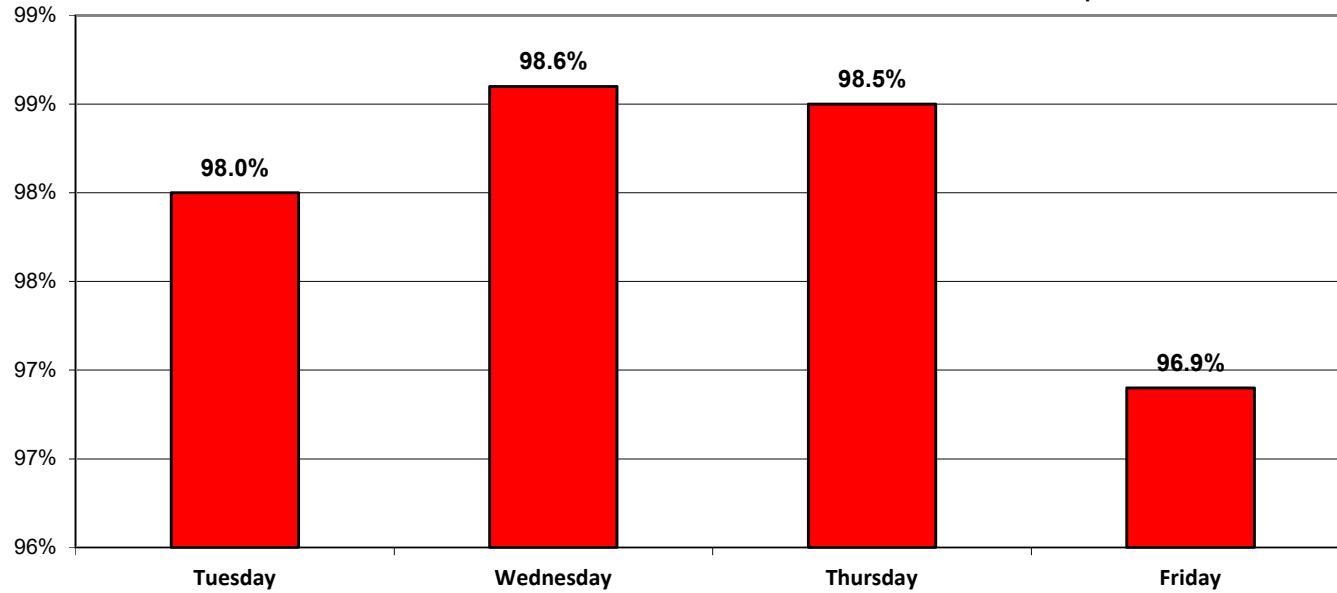


Percentage of Vehicles Speeding



Grove Street SB

Speed Limit = 25 MPH



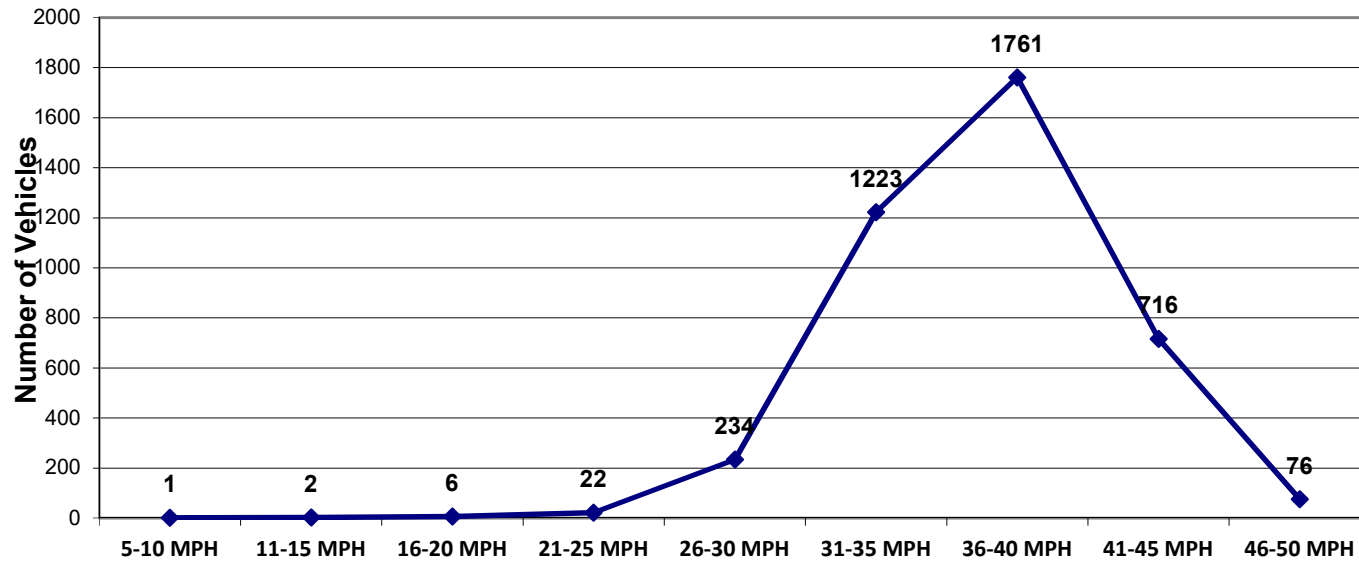
Week (4 days): 12/28/2021 - 12/31/2021

Vehicle Count by Peak Speed Bins



Grove Street SB

Speed Limit = 25 MPH



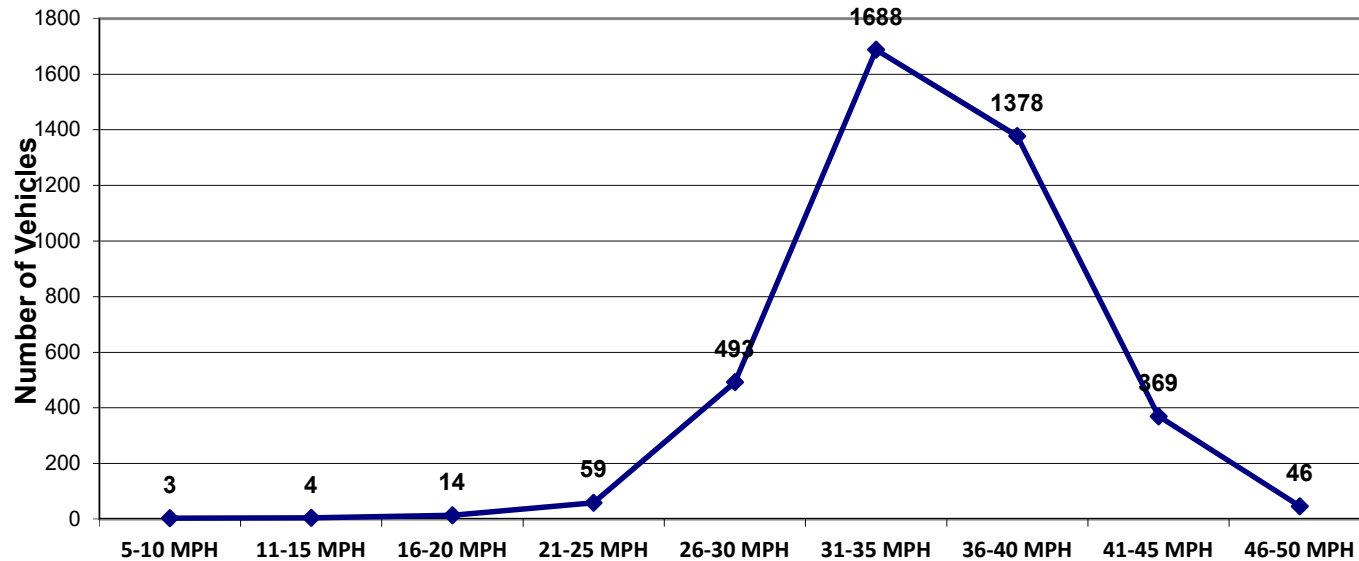
Week (4 days): 12/28/2021 - 12/31/2021

Vehicle Count by Avg. Speed Bins



Grove Street SB

Speed Limit = 25 MPH



Week (4 days): 12/28/2021 - 12/31/2021

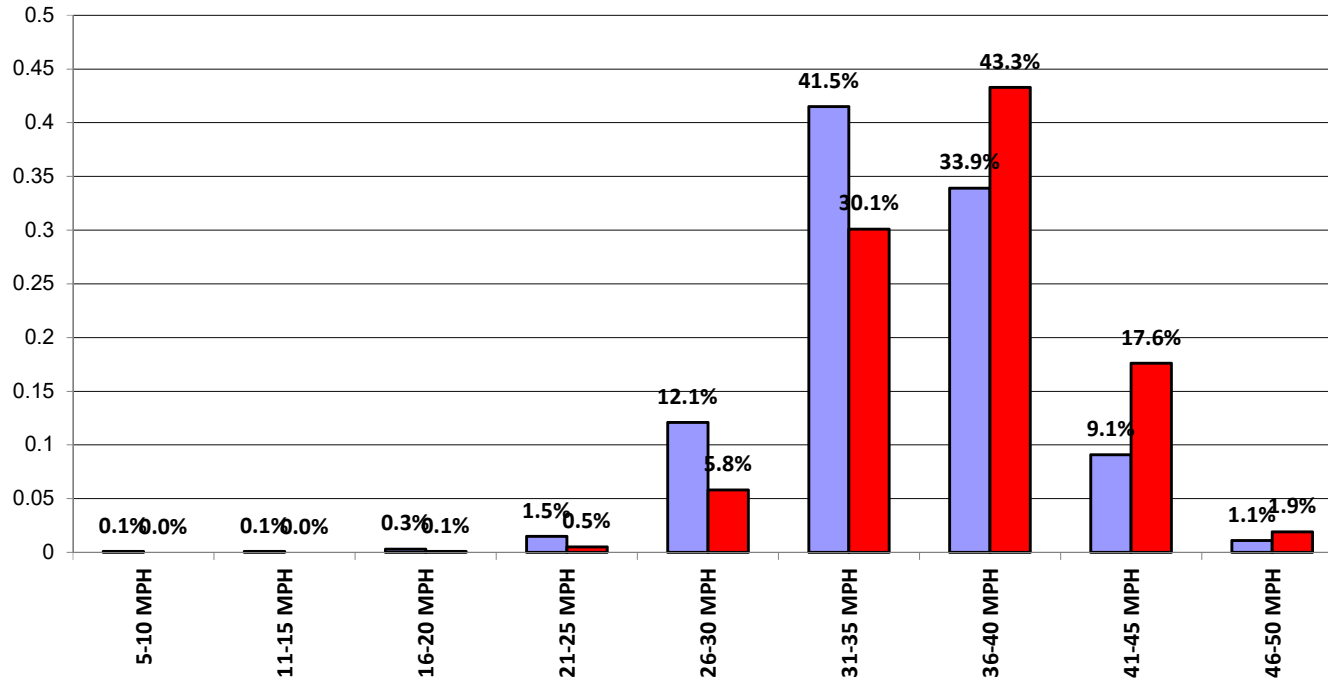
Avg. vs. Peak Speeds by Percentage



■ AVG ■ PEAK

Grove Street SB

Speed Limit = 25 MPH



Week (4 days): 12/28/2021 - 12/31/2021

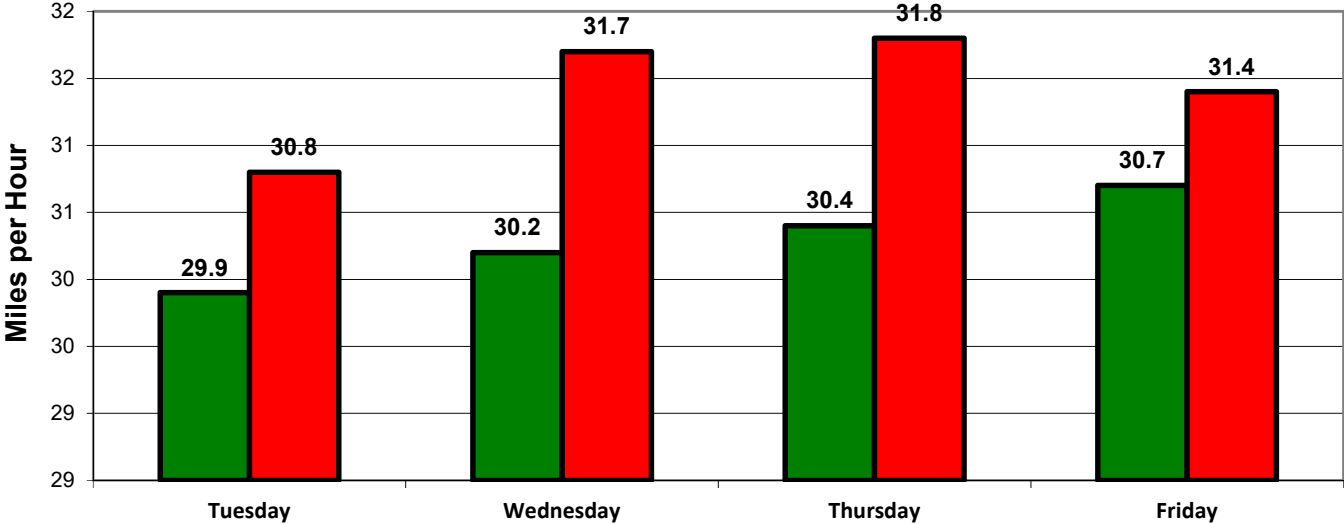
DAILY AVERAGE SPEEDS

■ SIGN ON ■ SIGN OFF



435 Potter Road (WB)

Speed Limit = 25 MPH



Weeks (4 days): 11/30/2021 vs 11/23/2021

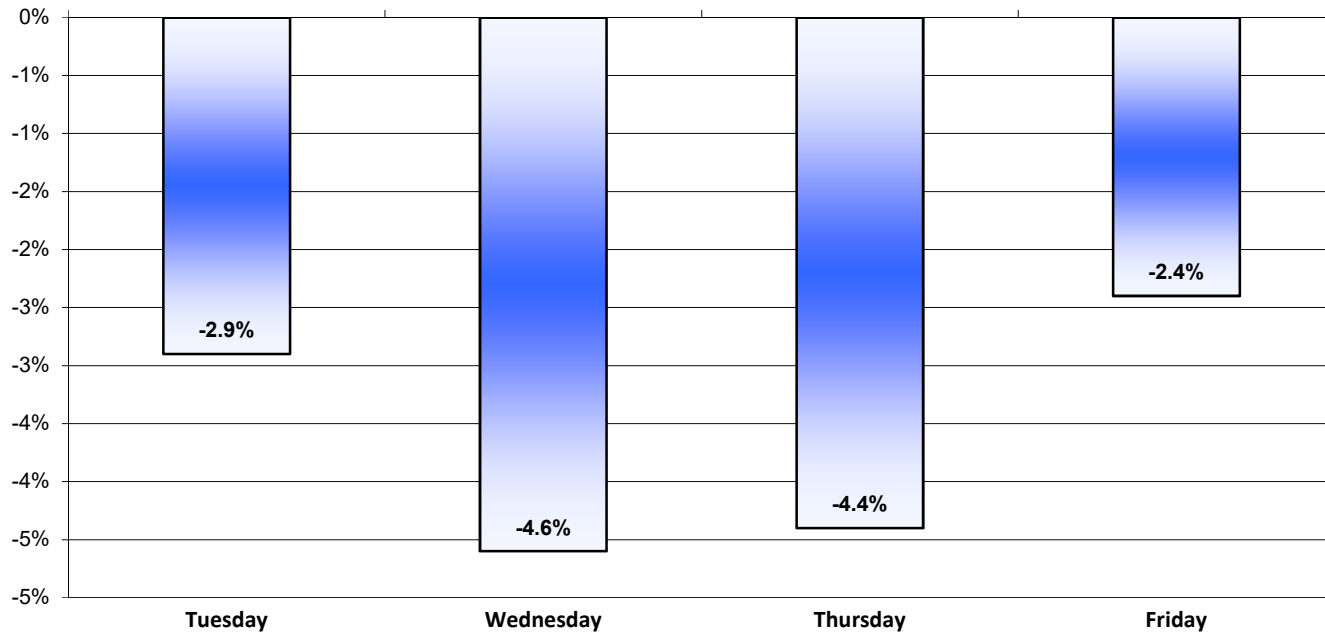
Average Daily Speeds



■ % Change ON vs. OFF

435 Potter Road (WB)

Speed Limit = 25 MPH



Weeks (4 days): 11/30/2021 vs 11/23/2021

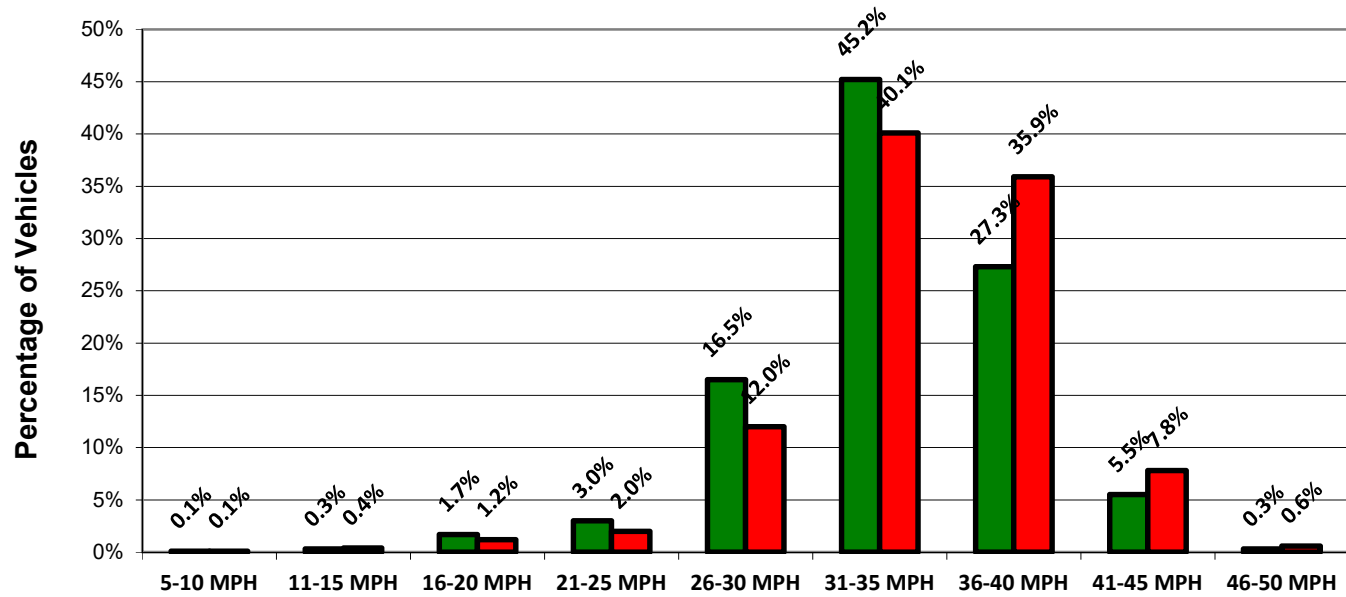
% of Vehicles: By Speed Group (Peak Speeds)



■ SIGN ON ■ SIGN OFF

435 Potter Road (WB)

Speed Limit = 25 MPH



Weeks (4 days): 11/30/2021 vs 11/23/2021

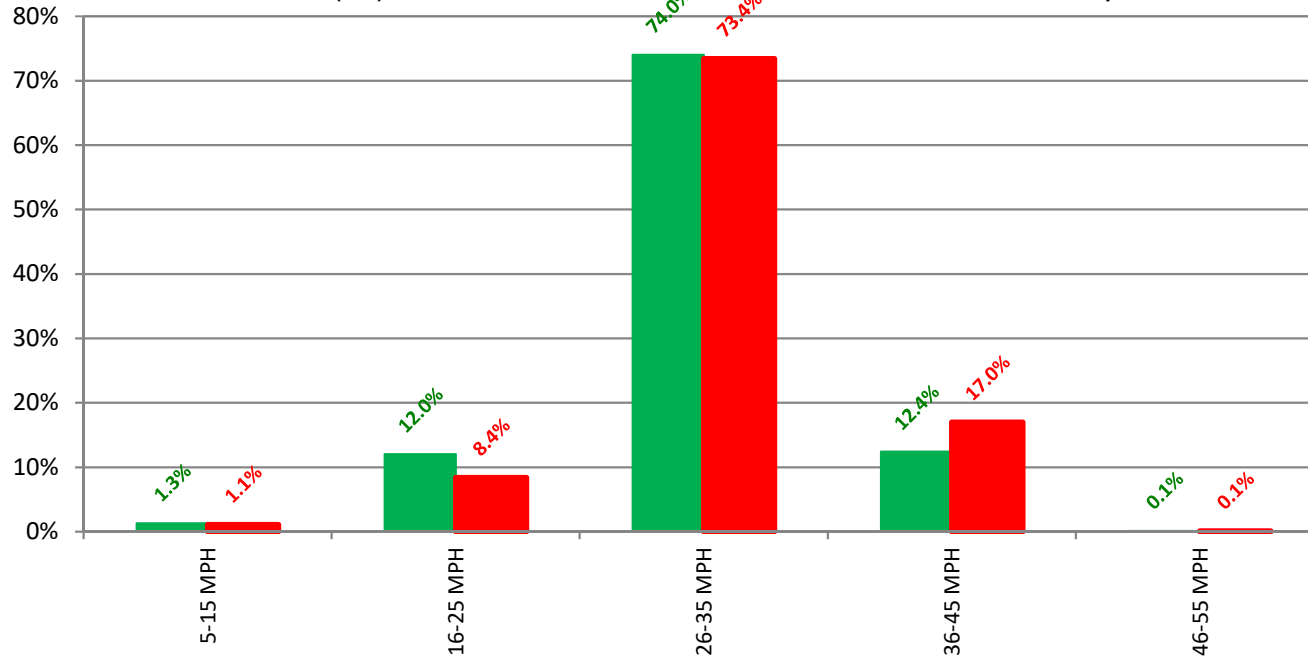
% of Vehicles: By Speed Group (Average Speed)



■ WITH SIGN ■ NO SIGN

435 Potter Road (WB)

Speed Limit = 25 MPH



Weeks (4 days): 11/30/2021 vs 11/23/2021

Highest Speeds Summary Report

Title/Location: 38Nixon
Sign Address: 99301121030002

Measurement Period: 04/26/21 12:00:00 AM to 05/14/21 09:30:00 AM
Reporting Period: 04/26/21 12:00:00 AM to 05/14/21 09:30:00 AM

Total number of vehicles: 24288
Posted Speed Limit: 25 MPH
25th Percentile Speed: 29 MPH
Total Vehicles For:
Below 21: 198
33 - 38: 9141
51 - 56: 4
Above 69: 0

Lowest Log Speed Setting: 15 MPH
Average Speed: 32 MPH
50th Percentile Speed: 31 MPH

21 - 26: 1505
39 - 44: 1069
57 - 62: 0

Highest Log Speed Setting: 75 MPH
85th Percentile Speed: 37 MPH

27 - 32: 12323
45 - 50: 48
63 - 68: 0

Highest Speeds Summary Report

Title/Location: 38Nixon
 Sign Address: 99301121030002

Measurement Period: 09/13/21 12:00:00 AM to 09/17/21 11:45:00 PM
 Reporting Period: 09/13/21 12:00:00 AM to 09/17/21 11:45:00 PM

Total number of vehicles: 10562
 Posted Speed Limit: 25 MPH
 25th Percentile Speed: 28 MPH
 Total Vehicles For:
 Below 21: 87
 33 - 38: 3186
 51 - 56: 0
 Above 69: 0

Lowest Log Speed Setting: 15 MPH
 Average Speed: 31 MPH
 50th Percentile Speed: 30 MPH

Highest Log Speed Setting: 75 MPH
 85th Percentile Speed: 36 MPH

21 - 26: 854
 39 - 44: 198
 57 - 62: 0

27 - 32: 6232
 45 - 50: 5
 63 - 68: 0

Time	% Above Speed Limit	Below 21	21 - 26	27 - 32	33 - 38	39 - 44	45 - 50	51 - 56	57 - 62	63 - 68	Above 69	Total Vehicles
09/13/21 00:00	100	0	0	1	0	0	0	0	0	0	0	1
09/13/21 00:15	100	0	0	0	1	0	0	0	0	0	0	1
09/13/21 00:30	0	0	0	0	0	0	0	0	0	0	0	0
09/13/21 00:45	100	0	2	1	0	0	0	0	0	0	0	3
09/13/21 01:00	0	0	0	0	0	0	0	0	0	0	0	0
09/13/21 01:15	0	0	0	0	0	0	0	0	0	0	0	0
09/13/21 01:30	0	0	0	0	0	0	0	0	0	0	0	0
09/13/21 01:45	0	0	0	0	0	0	0	0	0	0	0	0
09/13/21 02:00	0	0	0	0	0	0	0	0	0	0	0	0
09/13/21 02:15	100	0	0	1	0	0	0	0	0	0	0	1
09/13/21 02:30	0	0	0	0	0	0	0	0	0	0	0	0
09/13/21 02:45	0	0	0	0	0	0	0	0	0	0	0	0
09/13/21 03:00	100	0	0	0	1	1	0	0	0	0	0	2
09/13/21 03:15	0	0	0	0	0	0	0	0	0	0	0	0
09/13/21 03:30	0	0	0	0	0	0	0	0	0	0	0	0
09/13/21 03:45	0	0	0	0	0	0	0	0	0	0	0	0
09/13/21 04:00	100	0	0	0	2	0	0	0	0	0	0	2
09/13/21 04:15	0	0	0	0	0	0	0	0	0	0	0	0
09/13/21 04:30	100	0	0	0	1	1	0	0	0	0	0	2
09/13/21 04:45	100	0	0	0	1	0	0	0	0	0	0	1
09/13/21 05:00	100	0	0	1	0	0	0	0	0	0	0	1
09/13/21 05:15	100	0	0	1	1	0	0	0	0	0	0	2
09/13/21 05:30	100	0	0	1	3	1	0	0	0	0	0	5
09/13/21 05:45	100	0	0	0	2	0	0	0	0	0	0	2
09/13/21 06:00	100	0	0	5	4	0	0	0	0	0	0	9
09/13/21 06:15	100	0	1	2	3	0	0	0	0	0	0	6
09/13/21 06:30	100	0	0	3	1	2	0	0	0	0	0	6
09/13/21 06:45	100	0	2	8	3	0	0	0	0	0	0	13
09/13/21 07:00	100	0	0	19	2	1	0	0	0	0	0	22
09/13/21 07:15	100	0	1	25	9	0	0	0	0	0	0	35
09/13/21 07:30	100	0	0	30	17	0	0	0	0	0	0	47

09/13/21 07:45	100	0	11	44	18	0	0	0	0	0	0	73
09/13/21 08:15	97	2	7	52	9	1	0	0	0	0	0	71
09/13/21 08:30	100	0	3	25	9	0	0	0	0	0	0	37
09/13/21 08:45	100	0	0	14	11	0	0	0	0	0	0	25
09/13/21 09:00	100	0	1	45	15	0	0	0	0	0	0	61
09/13/21 09:15	100	0	0	8	8	2	0	0	0	0	0	18
09/13/21 09:30	100	0	3	23	17	0	0	0	0	0	0	43
09/13/21 09:45	100	0	2	2	8	1	0	0	0	0	0	13
09/13/21 10:00	100	0	3	15	18	1	0	0	0	0	0	37
09/13/21 10:15	100	0	0	15	12	0	0	0	0	0	0	27
09/13/21 10:30	100	0	3	12	6	0	0	0	0	0	0	21
09/13/21 10:45	100	0	7	15	8	0	0	0	0	0	0	30
09/13/21 11:00	100	0	1	8	7	0	0	0	0	0	0	16
09/13/21 11:15	100	0	2	13	11	0	0	0	0	0	0	26
09/13/21 11:30	100	0	0	9	6	1	0	0	0	0	0	16
09/13/21 11:45	100	0	2	31	5	0	0	0	0	0	0	38
09/13/21 12:00	90	1	1	6	3	0	0	0	0	0	0	11
09/13/21 12:15	100	0	1	5	3	1	0	0	0	0	0	10
09/13/21 12:30	95	1	0	15	4	0	0	0	0	0	0	20
09/13/21 12:45	100	0	0	8	5	0	0	0	0	0	0	13
09/13/21 13:00	100	0	0	4	6	1	0	0	0	0	0	11
09/13/21 13:15	100	0	2	6	4	0	0	0	0	0	0	12
09/13/21 13:30	95	1	2	13	3	0	1	0	0	0	0	20
09/13/21 13:45	100	0	2	8	3	0	0	0	0	0	0	13
09/13/21 14:00	100	0	0	9	7	1	0	0	0	0	0	17
09/13/21 14:15	100	0	1	5	6	0	0	0	0	0	0	12
09/13/21 14:30	100	0	1	13	17	0	0	0	0	0	0	31
09/13/21 14:45	100	0	2	29	3	0	0	0	0	0	0	34
09/13/21 15:00	100	0	4	18	15	0	0	0	0	0	0	37
09/13/21 15:15	100	0	3	30	7	0	0	0	0	0	0	40
09/13/21 15:30	100	0	1	9	21	0	0	0	0	0	0	31
09/13/21 15:45	100	0	7	19	18	0	0	0	0	0	0	44
09/13/21 16:00	100	0	3	18	4	0	0	0	0	0	0	25
09/13/21 16:15	100	0	12	32	7	0	0	0	0	0	0	51
09/13/21 16:30	100	0	3	15	5	0	0	0	0	0	0	23
09/13/21 16:45	100	0	16	14	6	0	0	0	0	0	0	36
09/13/21 17:00	100	0	1	24	7	0	0	0	0	0	0	32
09/13/21 17:15	100	0	4	48	7	1	0	0	0	0	0	60
09/13/21 17:30	100	0	4	16	18	0	0	0	0	0	0	38
09/13/21 17:45	100	0	2	25	11	0	0	0	0	0	0	38
09/13/21 18:00	100	0	1	12	6	2	0	0	0	0	0	21
09/13/21 18:15	100	0	1	35	5	2	0	0	0	0	0	43
09/13/21 18:30	100	0	2	33	10	0	0	0	0	0	0	45
09/13/21 18:45	93	3	7	21	17	0	0	0	0	0	0	48
09/13/21 19:00	100	0	3	12	3	2	0	0	0	0	0	20
09/13/21 19:15	100	0	5	13	7	0	0	0	0	0	0	25
09/13/21 19:30	100	0	0	5	8	0	0	0	0	0	0	13
09/13/21 19:45	100	0	1	3	3	2	0	0	0	0	0	9

09/13/21 20:00	100	0	0	6	3	0	0	0	0	0	0	9
09/13/21 20:15	91	1	1	6	4	0	0	0	0	0	0	12
09/13/21 20:30	100	0	2	7	2	0	0	0	0	0	0	11
09/13/21 20:45	100	0	1	2	1	0	0	0	0	0	0	4
09/13/21 21:00	100	0	2	4	2	0	0	0	0	0	0	8
09/13/21 21:15	100	0	0	4	1	0	0	0	0	0	0	5
09/13/21 21:30	100	0	4	3	4	0	0	0	0	0	0	11
09/13/21 21:45	100	0	0	1	4	0	0	0	0	0	0	5
09/13/21 22:00	100	0	1	3	1	0	0	0	0	0	0	5
09/13/21 22:15	100	0	0	1	1	0	0	0	0	0	0	2
09/13/21 22:30	100	0	0	1	2	0	0	0	0	0	0	3
09/13/21 22:45	100	0	0	1	3	0	0	0	0	0	0	4
09/13/21 23:00	100	0	0	1	1	0	0	0	0	0	0	2
09/13/21 23:15	0	0	0	0	0	0	0	0	0	0	0	0
09/13/21 23:30	0	0	0	0	0	0	0	0	0	0	0	0
09/13/21 23:45	0	0	0	0	0	0	0	0	0	0	0	0
09/14/21 00:00	100	0	0	1	0	0	0	0	0	0	0	1
09/14/21 00:15	100	0	0	1	0	0	0	0	0	0	0	1
09/14/21 00:30	0	0	0	0	0	0	0	0	0	0	0	0
09/14/21 00:45	100	0	3	1	0	0	0	0	0	0	0	4
09/14/21 01:00	100	0	0	1	0	0	0	0	0	0	0	1
09/14/21 01:15	0	0	0	0	0	0	0	0	0	0	0	0
09/14/21 01:30	0	0	0	0	0	0	0	0	0	0	0	0
09/14/21 01:45	100	0	0	1	0	0	0	0	0	0	0	1
09/14/21 02:00	0	0	0	0	0	0	0	0	0	0	0	0
09/14/21 02:15	0	0	0	0	0	0	0	0	0	0	0	0
09/14/21 02:30	0	0	0	0	0	0	0	0	0	0	0	0
09/14/21 02:45	0	0	0	0	0	0	0	0	0	0	0	0
09/14/21 03:00	100	0	0	1	12	0	0	0	0	0	0	13
09/14/21 03:15	0	0	0	0	0	0	0	0	0	0	0	0
09/14/21 03:30	0	0	0	0	0	0	0	0	0	0	0	0
09/14/21 03:45	100	0	0	0	2	0	0	0	0	0	0	2
09/14/21 04:00	0	0	0	0	0	0	0	0	0	0	0	0
09/14/21 04:15	0	0	0	0	0	0	0	0	0	0	0	0
09/14/21 04:30	100	0	0	0	1	1	0	0	0	0	0	2
09/14/21 04:45	0	0	0	0	0	0	0	0	0	0	0	0
09/14/21 05:00	100	0	0	1	0	0	0	0	0	0	0	1
09/14/21 05:15	100	0	0	1	2	0	0	0	0	0	0	3
09/14/21 05:30	100	0	0	0	1	0	0	0	0	0	0	1
09/14/21 05:45	100	0	1	3	2	1	0	0	0	0	0	7
09/14/21 06:00	100	0	1	11	8	1	0	0	0	0	0	21
09/14/21 06:15	100	0	0	10	3	0	0	0	0	0	0	13
09/14/21 06:30	100	0	10	34	5	0	0	0	0	0	0	49
09/14/21 06:45	100	0	1	8	15	1	1	0	0	0	0	26
09/14/21 07:00	100	0	0	34	32	1	0	0	0	0	0	67
09/14/21 07:15	100	0	0	34	19	2	0	0	0	0	0	55
09/14/21 07:30	100	0	4	58	50	0	0	0	0	0	0	112
09/14/21 07:45	100	0	2	34	27	2	0	0	0	0	0	65

09/14/21 08:00	97	2	11	46	16	1	0	0	0	0	0	76
09/14/21 08:15	100	0	2	20	23	0	0	0	0	0	0	45
09/14/21 08:30	100	0	2	27	17	0	0	0	0	0	0	46
09/14/21 08:45	100	0	1	16	19	2	0	0	0	0	0	38
09/14/21 09:00	100	0	1	32	15	0	0	0	0	0	0	48
09/14/21 09:15	100	0	1	12	4	0	0	0	0	0	0	17
09/14/21 09:30	100	0	2	24	6	1	0	0	0	0	0	33
09/14/21 09:45	95	2	4	31	8	0	0	0	0	0	0	45
09/14/21 10:00	100	0	1	11	10	1	0	0	0	0	0	23
09/14/21 10:15	100	0	1	19	3	0	0	0	0	0	0	23
09/14/21 10:30	100	0	1	11	9	2	0	0	0	0	0	23
09/14/21 10:45	96	1	4	12	14	0	0	0	0	0	0	31
09/14/21 11:00	95	1	1	16	3	0	0	0	0	0	0	21
09/14/21 11:15	100	0	0	8	1	1	0	0	0	0	0	10
09/14/21 11:30	100	0	1	34	18	0	0	0	0	0	0	53
09/14/21 11:45	100	0	1	18	4	0	0	0	0	0	0	23
09/14/21 12:00	85	1	1	2	2	1	0	0	0	0	0	7
09/14/21 12:15	96	1	9	19	3	0	0	0	0	0	0	32
09/14/21 12:30	100	0	12	9	0	0	1	0	0	0	0	22
09/14/21 12:45	100	0	2	17	5	1	0	0	0	0	0	25
09/14/21 13:00	100	0	2	15	12	0	0	0	0	0	0	29
09/14/21 13:15	100	0	1	21	14	7	0	0	0	0	0	43
09/14/21 13:30	100	0	1	55	8	3	0	0	0	0	0	67
09/14/21 13:45	97	1	4	22	8	0	0	0	0	0	0	35
09/14/21 14:00	100	0	3	20	2	0	0	0	0	0	0	25
09/14/21 14:15	100	0	1	15	3	0	0	0	0	0	0	19
09/14/21 14:30	100	0	1	15	10	4	0	0	0	0	0	30
09/14/21 14:45	100	0	1	14	8	0	0	0	0	0	0	23
09/14/21 15:00	95	2	2	33	6	0	0	0	0	0	0	43
09/14/21 15:15	100	0	1	21	7	0	1	0	0	0	0	30
09/14/21 15:30	100	0	3	9	23	1	0	0	0	0	0	36
09/14/21 15:45	98	1	6	28	18	1	0	0	0	0	0	54
09/14/21 16:00	97	1	3	28	8	0	0	0	0	0	0	40
09/14/21 16:15	97	1	6	23	16	0	0	0	0	0	0	46
09/14/21 16:30	100	0	1	14	15	1	0	0	0	0	0	31
09/14/21 16:45	100	0	12	24	15	0	0	0	0	0	0	51
09/14/21 17:00	96	1	2	8	16	0	0	0	0	0	0	27
09/14/21 17:15	100	0	3	24	19	2	0	0	0	0	0	48
09/14/21 17:30	100	0	2	28	20	0	0	0	0	0	0	50
09/14/21 17:45	100	0	4	43	11	0	0	0	0	0	0	58
09/14/21 18:00	96	1	5	9	13	1	0	0	0	0	0	29
09/14/21 18:15	100	0	2	10	8	1	0	0	0	0	0	21
09/14/21 18:30	97	1	1	7	23	2	0	0	0	0	0	34
09/14/21 18:45	100	0	1	29	5	0	0	0	0	0	0	35
09/14/21 19:00	100	0	16	41	31	0	0	0	0	0	0	88
09/14/21 19:15	100	0	1	11	14	0	0	0	0	0	0	26
09/14/21 19:30	100	0	0	7	4	0	0	0	0	0	0	11
09/14/21 19:45	100	0	3	10	2	0	0	0	0	0	0	15

09/14/21 20:00	100	0	1	5	1	1	0	0	0	0	0	8
09/14/21 20:15	100	0	0	5	2	0	0	0	0	0	0	7
09/14/21 20:30	100	0	1	4	4	0	0	0	0	0	0	9
09/14/21 20:45	100	0	0	3	16	0	1	0	0	0	0	20
09/14/21 21:00	100	0	0	17	0	0	0	0	0	0	0	17
09/14/21 21:15	100	0	0	5	0	0	0	0	0	0	0	5
09/14/21 21:30	100	0	1	18	2	0	0	0	0	0	0	21
09/14/21 21:45	100	0	0	3	1	0	0	0	0	0	0	4
09/14/21 22:00	100	0	0	5	2	0	0	0	0	0	0	7
09/14/21 22:15	100	0	0	5	2	0	0	0	0	0	0	7
09/14/21 22:30	100	0	0	0	5	0	0	0	0	0	0	5
09/14/21 22:45	100	0	0	3	2	0	0	0	0	0	0	5
09/14/21 23:00	100	0	0	2	0	0	0	0	0	0	0	2
09/14/21 23:15	0	0	0	0	0	0	0	0	0	0	0	0
09/14/21 23:30	100	0	1	2	0	0	0	0	0	0	0	3
09/14/21 23:45	100	0	0	1	0	0	0	0	0	0	0	1
09/15/21 00:00	0	0	0	0	0	0	0	0	0	0	0	0
09/15/21 00:15	100	0	0	0	0	1	0	0	0	0	0	1
09/15/21 00:30	0	0	0	0	0	0	0	0	0	0	0	0
09/15/21 00:45	100	0	1	0	0	0	0	0	0	0	0	1
09/15/21 01:00	0	0	0	0	0	0	0	0	0	0	0	0
09/15/21 01:15	0	0	0	0	0	0	0	0	0	0	0	0
09/15/21 01:30	100	0	0	1	0	0	0	0	0	0	0	1
09/15/21 01:45	100	0	0	1	0	0	0	0	0	0	0	1
09/15/21 02:00	100	0	0	0	1	0	0	0	0	0	0	1
09/15/21 02:15	0	0	0	0	0	0	0	0	0	0	0	0
09/15/21 02:30	100	0	0	1	1	0	0	0	0	0	0	2
09/15/21 02:45	0	0	0	0	0	0	0	0	0	0	0	0
09/15/21 03:00	100	0	0	0	2	0	0	0	0	0	0	2
09/15/21 03:15	100	0	0	1	0	0	0	0	0	0	0	1
09/15/21 03:30	0	0	0	0	0	0	0	0	0	0	0	0
09/15/21 03:45	100	0	0	0	1	0	0	0	0	0	0	1
09/15/21 04:00	100	0	0	0	1	0	0	0	0	0	0	1
09/15/21 04:15	0	0	0	0	0	0	0	0	0	0	0	0
09/15/21 04:30	100	0	0	0	0	2	0	0	0	0	0	2
09/15/21 04:45	100	0	0	1	0	0	0	0	0	0	0	1
09/15/21 05:00	0	0	0	0	0	0	0	0	0	0	0	0
09/15/21 05:15	0	0	0	0	0	0	0	0	0	0	0	0
09/15/21 05:30	100	0	0	1	0	1	0	0	0	0	0	2
09/15/21 05:45	100	0	0	9	8	0	0	0	0	0	0	17
09/15/21 06:00	100	0	0	17	18	1	0	0	0	0	0	36
09/15/21 06:15	100	0	4	6	6	0	0	0	0	0	0	16
09/15/21 06:30	100	0	2	20	5	2	0	0	0	0	0	29
09/15/21 06:45	100	0	0	20	27	2	0	0	0	0	0	49
09/15/21 07:00	100	0	1	26	46	2	0	0	0	0	0	75
09/15/21 07:15	100	0	2	19	25	1	0	0	0	0	0	47
09/15/21 07:30	100	0	16	55	8	1	0	0	0	0	0	80
09/15/21 07:45	100	0	10	57	8	0	0	0	0	0	0	75

09/15/21 08:00	100	0	7	70	21	0	0	0	0	0	0	98
09/15/21 08:15	100	0	2	28	15	1	0	0	0	0	0	46
09/15/21 08:30	100	0	4	44	11	0	0	0	0	0	0	59
09/15/21 08:45	100	0	3	69	13	7	0	0	0	0	0	92
09/15/21 09:00	100	0	7	27	13	0	0	0	0	0	0	47
09/15/21 09:15	100	0	1	12	5	1	0	0	0	0	0	19
09/15/21 09:30	100	0	2	26	8	0	0	0	0	0	0	36
09/15/21 09:45	100	0	2	29	19	0	0	0	0	0	0	50
09/15/21 10:00	100	0	1	6	16	0	0	0	0	0	0	23
09/15/21 10:15	96	1	1	14	12	0	0	0	0	0	0	28
09/15/21 10:30	100	0	1	19	18	0	0	0	0	0	0	38
09/15/21 10:45	100	0	1	24	28	1	0	0	0	0	0	54
09/15/21 11:00	100	0	1	12	1	0	0	0	0	0	0	14
09/15/21 11:15	100	0	7	27	5	0	0	0	0	0	0	39
09/15/21 11:30	100	0	2	12	4	1	0	0	0	0	0	19
09/15/21 11:45	100	0	2	11	9	0	0	0	0	0	0	22
09/15/21 12:00	100	0	1	7	4	0	0	0	0	0	0	12
09/15/21 12:15	100	0	6	13	7	0	0	0	0	0	0	26
09/15/21 12:30	100	0	1	16	17	0	0	0	0	0	0	34
09/15/21 12:45	91	3	2	27	2	0	0	0	0	0	0	34
09/15/21 13:00	100	0	4	3	3	2	0	0	0	0	0	12
09/15/21 13:15	100	0	3	28	23	1	0	0	0	0	0	55
09/15/21 13:30	100	0	4	17	6	0	0	0	0	0	0	27
09/15/21 13:45	100	0	1	32	20	0	0	0	0	0	0	53
09/15/21 14:00	100	0	3	24	3	0	0	0	0	0	0	30
09/15/21 14:15	100	0	11	39	4	0	0	0	0	0	0	54
09/15/21 14:30	100	0	5	15	6	0	0	0	0	0	0	26
09/15/21 14:45	100	0	2	6	1	0	0	0	0	0	0	9
09/15/21 15:00	100	0	11	8	3	0	0	0	0	0	0	22
09/15/21 15:15	90	6	17	14	16	8	0	0	0	0	0	61
09/15/21 15:30	100	0	2	46	15	0	0	0	0	0	0	63
09/15/21 15:45	100	0	4	12	7	1	0	0	0	0	0	24
09/15/21 16:00	100	0	8	18	5	1	0	0	0	0	0	32
09/15/21 16:15	100	0	2	39	8	0	0	0	0	0	0	49
09/15/21 16:30	100	0	2	9	10	0	0	0	0	0	0	21
09/15/21 16:45	100	0	3	21	13	4	0	0	0	0	0	41
09/15/21 17:00	100	0	1	14	18	1	0	0	0	0	0	34
09/15/21 17:15	100	0	0	23	15	8	0	0	0	0	0	46
09/15/21 17:30	100	0	14	31	5	0	0	0	0	0	0	50
09/15/21 17:45	98	1	1	41	9	0	0	0	0	0	0	52
09/15/21 18:00	100	0	14	15	5	0	0	0	0	0	0	34
09/15/21 18:15	100	0	1	27	32	2	0	0	0	0	0	62
09/15/21 18:30	100	0	0	38	7	0	0	0	0	0	0	45
09/15/21 18:45	100	0	1	22	20	1	0	0	0	0	0	44
09/15/21 19:00	100	0	1	14	9	1	0	0	0	0	0	25
09/15/21 19:15	100	0	0	12	14	0	0	0	0	0	0	26
09/15/21 19:30	100	0	0	12	9	0	0	0	0	0	0	21
09/15/21 19:45	100	0	0	25	17	0	0	0	0	0	0	42

09/15/21 20:00	100	0	2	13	3	0	0	0	0	0	0	18
09/15/21 20:15	100	0	2	5	0	0	0	0	0	0	0	7
09/15/21 20:30	100	0	0	8	13	0	0	0	0	0	0	21
09/15/21 20:45	100	0	1	4	12	0	0	0	0	0	0	17
09/15/21 21:00	90	1	0	5	4	0	0	0	0	0	0	10
09/15/21 21:15	100	0	0	6	0	0	0	0	0	0	0	6
09/15/21 21:30	100	0	0	1	1	0	0	0	0	0	0	2
09/15/21 21:45	100	0	0	0	1	0	0	0	0	0	0	1
09/15/21 22:00	100	0	2	4	1	0	0	0	0	0	0	7
09/15/21 22:15	100	0	2	4	4	0	0	0	0	0	0	10
09/15/21 22:30	100	0	0	3	1	0	0	0	0	0	0	4
09/15/21 22:45	100	0	0	0	1	0	0	0	0	0	0	1
09/15/21 23:00	100	0	0	3	2	0	0	0	0	0	0	5
09/15/21 23:15	0	0	0	0	0	0	0	0	0	0	0	0
09/15/21 23:30	100	0	0	1	1	0	0	0	0	0	0	2
09/15/21 23:45	100	0	0	2	1	0	0	0	0	0	0	3
09/16/21 00:00	100	0	1	0	0	0	0	0	0	0	0	1
09/16/21 00:15	100	0	0	0	1	0	0	0	0	0	0	1
09/16/21 00:30	100	0	0	1	1	0	0	0	0	0	0	2
09/16/21 00:45	100	0	1	1	0	0	0	0	0	0	0	2
09/16/21 01:00	0	0	0	0	0	0	0	0	0	0	0	0
09/16/21 01:15	0	0	0	0	0	0	0	0	0	0	0	0
09/16/21 01:30	0	0	0	0	0	0	0	0	0	0	0	0
09/16/21 01:45	0	0	0	0	0	0	0	0	0	0	0	0
09/16/21 02:00	0	0	0	0	0	0	0	0	0	0	0	0
09/16/21 02:15	0	0	0	0	0	0	0	0	0	0	0	0
09/16/21 02:30	0	0	0	0	0	0	0	0	0	0	0	0
09/16/21 02:45	100	0	0	0	2	0	0	0	0	0	0	2
09/16/21 03:00	0	0	0	0	0	0	0	0	0	0	0	0
09/16/21 03:15	0	0	0	0	0	0	0	0	0	0	0	0
09/16/21 03:30	0	0	0	0	0	0	0	0	0	0	0	0
09/16/21 03:45	100	0	0	0	1	0	0	0	0	0	0	1
09/16/21 04:00	100	0	0	0	1	0	0	0	0	0	0	1
09/16/21 04:15	0	0	0	0	0	0	0	0	0	0	0	0
09/16/21 04:30	100	0	0	0	0	1	0	0	0	0	0	1
09/16/21 04:45	100	0	1	0	0	0	0	0	0	0	0	1
09/16/21 05:00	0	0	0	0	0	0	0	0	0	0	0	0
09/16/21 05:15	0	0	0	0	0	0	0	0	0	0	0	0
09/16/21 05:30	100	0	0	2	5	1	0	0	0	0	0	8
09/16/21 05:45	100	0	1	3	3	0	0	0	0	0	0	7
09/16/21 06:00	100	0	0	1	1	0	0	0	0	0	0	2
09/16/21 06:15	100	0	3	6	2	0	0	0	0	0	0	11
09/16/21 06:30	100	0	0	8	1	0	0	0	0	0	0	9
09/16/21 06:45	100	0	0	6	8	0	0	0	0	0	0	14
09/16/21 07:00	100	0	0	10	7	0	0	0	0	0	0	17
09/16/21 07:15	100	0	1	24	9	0	0	0	0	0	0	34
09/16/21 07:30	100	0	0	20	13	6	0	0	0	0	0	39
09/16/21 07:45	100	0	12	15	28	0	0	0	0	0	0	55

09/16/21 08:00	100	0	1	50	6	0	0	0	0	0	0	57
09/16/21 08:15	100	0	3	48	11	0	0	0	0	0	0	62
09/16/21 08:30	96	1	3	16	6	0	0	0	0	0	0	26
09/16/21 08:45	100	0	6	14	4	2	0	0	0	0	0	26
09/16/21 09:00	100	0	1	22	8	0	0	0	0	0	0	31
09/16/21 09:15	100	0	1	40	3	0	0	0	0	0	0	44
09/16/21 09:30	100	0	0	23	2	2	0	0	0	0	0	27
09/16/21 09:45	100	0	1	21	9	0	0	0	0	0	0	31
09/16/21 10:00	100	0	0	21	4	0	0	0	0	0	0	25
09/16/21 10:15	100	0	3	32	13	0	0	0	0	0	0	48
09/16/21 10:30	100	0	0	13	11	6	0	0	0	0	0	30
09/16/21 10:45	100	0	12	28	5	0	0	0	0	0	0	45
09/16/21 11:00	100	0	4	8	5	0	0	0	0	0	0	17
09/16/21 11:15	100	0	2	27	10	0	0	0	0	0	0	39
09/16/21 11:30	100	0	0	8	4	0	0	0	0	0	0	12
09/16/21 11:45	100	0	0	22	9	1	0	0	0	0	0	32
09/16/21 12:00	100	0	3	37	12	0	0	0	0	0	0	52
09/16/21 12:15	100	0	6	32	7	0	0	0	0	0	0	45
09/16/21 12:30	100	0	0	13	5	0	0	0	0	0	0	18
09/16/21 12:45	83	8	3	31	7	0	0	0	0	0	0	49
09/16/21 13:00	97	1	4	25	7	1	0	0	0	0	0	38
09/16/21 13:15	100	0	0	28	20	0	0	0	0	0	0	48
09/16/21 13:30	92	2	3	17	5	0	0	0	0	0	0	27
09/16/21 13:45	100	0	6	7	4	0	0	0	0	0	0	17
09/16/21 14:00	100	0	1	42	14	0	0	0	0	0	0	57
09/16/21 14:15	100	0	1	12	7	0	0	0	0	0	0	20
09/16/21 14:30	100	0	4	18	3	0	0	0	0	0	0	25
09/16/21 14:45	100	0	7	17	3	0	0	0	0	0	0	27
09/16/21 15:00	100	0	1	32	17	1	0	0	0	0	0	51
09/16/21 15:15	94	3	5	40	6	0	0	0	0	0	0	54
09/16/21 15:30	100	0	1	11	6	0	0	0	0	0	0	18
09/16/21 15:45	100	0	6	12	19	1	0	0	0	0	0	38
09/16/21 16:00	92	4	5	36	5	1	0	0	0	0	0	51
09/16/21 16:15	98	1	1	34	36	1	0	0	0	0	0	73
09/16/21 16:30	100	0	1	37	4	0	0	0	0	0	0	42
09/16/21 16:45	100	0	3	18	3	1	0	0	0	0	0	25
09/16/21 17:00	100	0	8	30	13	2	0	0	0	0	0	53
09/16/21 17:15	100	0	1	34	18	3	0	0	0	0	0	56
09/16/21 17:30	100	0	4	28	19	1	0	0	0	0	0	52
09/16/21 17:45	98	1	1	38	15	0	0	0	0	0	0	55
09/16/21 18:00	100	0	0	20	9	0	0	0	0	0	0	29
09/16/21 18:15	100	0	2	22	15	1	0	0	0	0	0	40
09/16/21 18:30	100	0	1	17	4	0	0	0	0	0	0	22
09/16/21 18:45	100	0	2	6	7	0	0	0	0	0	0	15
09/16/21 19:00	100	0	0	29	2	2	0	0	0	0	0	33
09/16/21 19:15	100	0	1	31	4	0	0	0	0	0	0	36
09/16/21 19:30	100	0	1	10	7	0	0	0	0	0	0	18
09/16/21 19:45	100	0	2	2	5	0	0	0	0	0	0	9

09/16/21 20:00	100	0	1	25	8	0	0	0	0	0	0	34
09/16/21 20:15	100	0	0	7	4	1	0	0	0	0	0	12
09/16/21 20:30	100	0	0	17	6	0	0	0	0	0	0	23
09/16/21 20:45	100	0	1	4	2	0	0	0	0	0	0	7
09/16/21 21:00	100	0	1	3	1	1	0	0	0	0	0	6
09/16/21 21:15	100	0	0	4	13	0	0	0	0	0	0	17
09/16/21 21:30	100	0	0	1	1	0	0	0	0	0	0	2
09/16/21 21:45	100	0	1	2	1	0	0	0	0	0	0	4
09/16/21 22:00	100	0	1	0	0	0	0	0	0	0	0	1
09/16/21 22:15	100	0	1	4	2	1	0	0	0	0	0	8
09/16/21 22:30	100	0	0	2	1	0	0	0	0	0	0	3
09/16/21 22:45	100	0	0	1	4	0	0	0	0	0	0	5
09/16/21 23:00	100	0	0	1	0	0	0	0	0	0	0	1
09/16/21 23:15	100	0	0	1	2	0	0	0	0	0	0	3
09/16/21 23:30	100	0	0	0	1	0	0	0	0	0	0	1
09/16/21 23:45	100	0	0	1	0	0	0	0	0	0	0	1
09/17/21 00:00	100	0	1	0	0	0	0	0	0	0	0	1
09/17/21 00:15	100	0	0	0	2	0	0	0	0	0	0	2
09/17/21 00:30	100	0	0	0	2	0	0	0	0	0	0	2
09/17/21 00:45	100	0	1	0	0	0	0	0	0	0	0	1
09/17/21 01:00	100	0	0	0	1	0	0	0	0	0	0	1
09/17/21 01:15	100	0	0	1	0	0	0	0	0	0	0	1
09/17/21 01:30	0	0	0	0	0	0	0	0	0	0	0	0
09/17/21 01:45	0	0	0	0	0	0	0	0	0	0	0	0
09/17/21 02:00	100	0	0	1	1	0	0	0	0	0	0	2
09/17/21 02:15	0	0	0	0	0	0	0	0	0	0	0	0
09/17/21 02:30	0	0	0	0	0	0	0	0	0	0	0	0
09/17/21 02:45	0	0	0	0	0	0	0	0	0	0	0	0
09/17/21 03:00	100	0	0	0	0	1	0	0	0	0	0	1
09/17/21 03:15	0	0	0	0	0	0	0	0	0	0	0	0
09/17/21 03:30	100	0	0	0	1	0	0	0	0	0	0	1
09/17/21 03:45	100	0	0	0	1	1	0	0	0	0	0	2
09/17/21 04:00	0	0	0	0	0	0	0	0	0	0	0	0
09/17/21 04:15	100	0	0	0	0	1	0	0	0	0	0	1
09/17/21 04:30	100	0	0	0	1	0	0	0	0	0	0	1
09/17/21 04:45	100	0	0	2	0	0	0	0	0	0	0	2
09/17/21 05:00	0	0	0	0	0	0	0	0	0	0	0	0
09/17/21 05:15	100	0	0	0	1	0	0	0	0	0	0	1
09/17/21 05:30	100	0	0	0	0	1	0	0	0	0	0	1
09/17/21 05:45	100	0	0	4	1	0	0	0	0	0	0	5
09/17/21 06:00	100	0	1	12	5	1	0	0	0	0	0	19
09/17/21 06:15	100	0	1	21	9	0	0	0	0	0	0	31
09/17/21 06:30	100	0	5	6	6	2	0	0	0	0	0	19
09/17/21 06:45	100	0	1	19	18	1	0	0	0	0	0	39
09/17/21 07:00	100	0	2	20	12	0	0	0	0	0	0	34
09/17/21 07:15	100	0	2	47	17	0	0	0	0	0	0	66
09/17/21 07:30	96	3	15	47	28	0	0	0	0	0	0	93
09/17/21 07:45	100	0	0	14	20	0	0	0	0	0	0	34

09/17/21 08:00	100	0	0	26	11	0	0	0	0	0	0	37
09/17/21 08:15	97	1	5	21	13	0	0	0	0	0	0	40
09/17/21 08:30	100	0	2	24	8	0	0	0	0	0	0	34
09/17/21 08:45	96	1	5	15	4	1	0	0	0	0	0	26
09/17/21 09:00	100	0	0	11	16	1	0	0	0	0	0	28
09/17/21 09:15	100	0	0	24	5	0	0	0	0	0	0	29
09/17/21 09:30	100	0	2	18	2	1	0	0	0	0	0	23
09/17/21 09:45	93	3	3	25	17	0	0	0	0	0	0	48
09/17/21 10:00	100	0	3	25	14	0	0	0	0	0	0	42
09/17/21 10:15	100	0	3	24	8	0	0	0	0	0	0	35
09/17/21 10:30	100	0	4	7	3	0	0	0	0	0	0	14
09/17/21 10:45	98	1	1	34	18	1	0	0	0	0	0	55
09/17/21 11:00	100	0	1	16	7	1	0	0	0	0	0	25
09/17/21 11:15	97	1	3	25	5	0	0	0	0	0	0	34
09/17/21 11:30	100	0	6	48	14	0	0	0	0	0	0	68
09/17/21 11:45	100	0	9	14	2	2	0	0	0	0	0	27
09/17/21 12:00	100	0	2	10	1	0	0	0	0	0	0	13
09/17/21 12:15	100	0	1	18	7	0	0	0	0	0	0	26
09/17/21 12:30	96	1	6	12	9	0	0	0	0	0	0	28
09/17/21 12:45	100	0	1	9	15	1	0	0	0	0	0	26
09/17/21 13:00	100	0	1	15	7	0	0	0	0	0	0	23
09/17/21 13:15	100	0	1	22	6	0	0	0	0	0	0	29
09/17/21 13:30	100	0	1	21	8	0	0	0	0	0	0	30
09/17/21 13:45	97	1	5	23	9	0	0	0	0	0	0	38
09/17/21 14:00	100	0	2	24	14	0	0	0	0	0	0	40
09/17/21 14:15	100	0	2	16	15	0	0	0	0	0	0	33
09/17/21 14:30	100	0	6	23	14	0	0	0	0	0	0	43
09/17/21 14:45	100	0	0	16	16	0	0	0	0	0	0	32
09/17/21 15:00	100	0	5	11	9	0	0	0	0	0	0	25
09/17/21 15:15	94	3	3	37	11	0	0	0	0	0	0	54
09/17/21 15:30	100	0	0	15	9	1	0	0	0	0	0	25
09/17/21 15:45	78	10	6	20	10	1	0	0	0	0	0	47
09/17/21 16:00	100	0	4	30	3	1	0	0	0	0	0	38
09/17/21 16:15	100	0	9	28	8	1	0	0	0	0	0	46
09/17/21 16:30	97	1	1	23	20	0	0	0	0	0	0	45
09/17/21 16:45	100	0	4	16	18	1	0	0	0	0	0	39
09/17/21 17:00	97	1	2	23	9	0	0	0	0	0	0	35
09/17/21 17:15	100	0	1	48	27	0	0	0	0	0	0	76
09/17/21 17:30	100	0	4	38	19	1	0	0	0	0	0	62
09/17/21 17:45	100	0	2	12	3	2	0	0	0	0	0	19
09/17/21 18:00	100	0	1	19	7	2	0	0	0	0	0	29
09/17/21 18:15	100	0	1	7	8	0	0	0	0	0	0	16
09/17/21 18:30	100	0	1	21	7	0	0	0	0	0	0	29
09/17/21 18:45	100	0	1	15	17	0	0	0	0	0	0	33
09/17/21 19:00	100	0	0	11	2	1	0	0	0	0	0	14
09/17/21 19:15	100	0	1	19	7	6	0	0	0	0	0	33
09/17/21 19:30	100	0	2	8	5	0	0	0	0	0	0	15
09/17/21 19:45	100	0	0	5	9	1	0	0	0	0	0	15

09/17/21 20:00	100	0	1	5	6	0	0	0	0	0	0	12
09/17/21 20:15	100	0	3	12	8	0	0	0	0	0	0	23
09/17/21 20:30	100	0	2	18	19	1	0	0	0	0	0	40
09/17/21 20:45	100	0	0	3	5	0	0	0	0	0	0	8
09/17/21 21:00	100	0	3	5	6	0	0	0	0	0	0	14
09/17/21 21:15	100	0	1	6	5	0	0	0	0	0	0	12
09/17/21 21:30	100	0	2	0	1	0	0	0	0	0	0	3
09/17/21 21:45	100	0	0	4	3	2	0	0	0	0	0	9
09/17/21 22:00	100	0	1	0	2	0	0	0	0	0	0	3
09/17/21 22:15	100	0	1	3	6	0	0	0	0	0	0	10
09/17/21 22:30	66	1	1	0	1	0	0	0	0	0	0	3
09/17/21 22:45	100	0	0	9	1	1	0	0	0	0	0	11
09/17/21 23:00	100	0	0	5	1	0	0	0	0	0	0	6
09/17/21 23:15	100	0	0	1	4	1	0	0	0	0	0	6
09/17/21 23:30	100	0	0	1	2	0	0	0	0	0	0	3
09/17/21 23:45	100	0	0	1	2	1	0	0	0	0	0	4

Highest Speeds Summary Report

Title/Location: 38Nixon
 Sign Address: 99301121030002

Measurement Period: 07/19/21 12:00:01 AM to 07/23/21 11:45:01 PM
 Reporting Period: 07/19/21 12:00:01 AM to 07/23/21 11:45:01 PM

Total number of vehicles: 11265
 Posted Speed Limit: 25 MPH
 25th Percentile Speed: 28 MPH
 Total Vehicles For:
 Below 21: 68
 33 - 38: 3469
 51 - 56: 0
 Above 69: 0

Lowest Log Speed Setting: 15 MPH
 Average Speed: 32 MPH
 50th Percentile Speed: 31 MPH

Highest Log Speed Setting: 75 MPH
 85th Percentile Speed: 36 MPH

21 - 26: 974
 39 - 44: 309
 57 - 62: 0

27 - 32: 6433
 45 - 50: 12
 63 - 68: 0

Time	% Above Speed Limit	Below 21	21 - 26	27 - 32	33 - 38	39 - 44	45 - 50	51 - 56	57 - 62	63 - 68	Above 69	Total Vehicles
07/19/21 00:00	100	0	0	0	2	0	0	0	0	0	0	2
07/19/21 00:15	100	0	0	1	1	0	0	0	0	0	0	2
07/19/21 00:30	100	0	0	1	1	1	0	0	0	0	0	3
07/19/21 00:45	100	0	0	1	0	0	0	0	0	0	0	1
07/19/21 01:00	0	0	0	0	0	0	0	0	0	0	0	0
07/19/21 01:15	0	0	0	0	0	0	0	0	0	0	0	0
07/19/21 01:30	0	0	0	0	0	0	0	0	0	0	0	0
07/19/21 01:45	0	0	0	0	0	0	0	0	0	0	0	0
07/19/21 02:00	100	0	0	0	1	0	0	0	0	0	0	1
07/19/21 02:15	100	0	0	0	1	0	0	0	0	0	0	1
07/19/21 02:30	0	0	0	0	0	0	0	0	0	0	0	0
07/19/21 02:45	100	0	1	0	0	0	0	0	0	0	0	1
07/19/21 03:00	0	0	0	0	0	0	0	0	0	0	0	0
07/19/21 03:15	0	0	0	0	0	0	0	0	0	0	0	0
07/19/21 03:30	0	0	0	0	0	0	0	0	0	0	0	0
07/19/21 03:45	100	0	0	2	0	0	0	0	0	0	0	2
07/19/21 04:00	0	0	0	0	0	0	0	0	0	0	0	0
07/19/21 04:15	100	0	0	2	0	0	0	0	0	0	0	2
07/19/21 04:30	100	0	0	0	1	1	0	0	0	0	0	2
07/19/21 04:45	100	0	0	0	1	0	0	0	0	0	0	1
07/19/21 05:00	100	0	0	1	0	0	0	0	0	0	0	1
07/19/21 05:15	0	0	0	0	0	0	0	0	0	0	0	0
07/19/21 05:30	100	0	0	1	1	0	0	0	0	0	0	2
07/19/21 05:45	100	0	0	4	1	1	0	0	0	0	0	6
07/19/21 06:00	100	0	3	11	4	1	0	0	0	0	0	19
07/19/21 06:15	100	0	0	3	3	1	0	0	0	0	0	7
07/19/21 06:30	90	1	2	5	2	0	0	0	0	0	0	10
07/19/21 06:45	100	0	0	14	8	1	0	0	0	0	0	23
07/19/21 07:00	100	0	1	14	4	1	0	0	0	0	0	20
07/19/21 07:15	100	0	1	41	33	0	0	0	0	0	0	75
07/19/21 07:30	100	0	3	18	36	2	0	0	0	0	0	59

07/19/21 07:45	100	0	1	32	17	0	0	0	0	0	0	50
07/19/21 08:00	100	0	1	18	14	1	0	0	0	0	0	34
07/19/21 08:15	100	0	1	14	22	1	0	0	0	0	0	38
07/19/21 08:30	100	0	1	26	11	2	0	0	0	0	0	40
07/19/21 08:45	100	0	1	25	16	0	0	0	0	0	0	42
07/19/21 09:00	100	0	0	26	16	0	0	0	0	0	0	42
07/19/21 09:15	100	0	8	25	5	0	0	0	0	0	0	38
07/19/21 09:30	100	0	1	9	5	0	0	0	0	0	0	15
07/19/21 09:45	100	0	7	20	6	1	0	0	0	0	0	34
07/19/21 10:00	100	0	1	6	8	6	0	0	0	0	0	21
07/19/21 10:15	100	0	0	7	8	1	0	0	0	0	0	16
07/19/21 10:30	100	0	0	9	8	1	0	0	0	0	0	18
07/19/21 10:45	100	0	7	27	5	1	0	0	0	0	0	40
07/19/21 11:00	100	0	0	27	38	0	0	0	0	0	0	65
07/19/21 11:15	100	0	2	16	3	0	0	0	0	0	0	21
07/19/21 11:30	100	0	1	28	2	0	0	0	0	0	0	31
07/19/21 11:45	100	0	0	5	23	0	0	0	0	0	0	28
07/19/21 12:00	100	0	1	23	2	0	0	0	0	0	0	26
07/19/21 12:15	100	0	1	19	4	0	0	0	0	0	0	24
07/19/21 12:30	100	0	3	28	10	0	0	0	0	0	0	41
07/19/21 12:45	100	0	0	7	8	0	0	0	0	0	0	15
07/19/21 13:00	100	0	2	14	5	1	0	0	0	0	0	22
07/19/21 13:15	100	0	1	8	8	0	0	0	0	0	0	17
07/19/21 13:30	94	2	7	17	10	0	1	0	0	0	0	37
07/19/21 13:45	100	0	2	6	6	3	0	0	0	0	0	17
07/19/21 14:00	100	0	2	15	5	0	0	0	0	0	0	22
07/19/21 14:15	100	0	12	25	5	1	0	0	0	0	0	43
07/19/21 14:30	100	0	2	31	16	2	0	0	0	0	0	51
07/19/21 14:45	96	1	2	20	9	0	0	0	0	0	0	32
07/19/21 15:00	100	0	1	14	23	1	0	0	0	0	0	39
07/19/21 15:15	100	0	0	10	12	7	0	0	0	0	0	29
07/19/21 15:30	100	0	2	35	26	1	0	0	0	0	0	64
07/19/21 15:45	100	0	10	17	22	0	0	0	0	0	0	49
07/19/21 16:00	100	0	7	15	3	1	0	0	0	0	0	26
07/19/21 16:15	100	0	1	7	6	2	0	0	0	0	0	16
07/19/21 16:30	100	0	1	24	16	0	0	0	0	0	0	41
07/19/21 16:45	100	0	5	38	16	2	0	0	0	0	0	61
07/19/21 17:00	100	0	1	11	12	1	0	0	0	0	0	25
07/19/21 17:15	100	0	0	26	15	0	0	0	0	0	0	41
07/19/21 17:30	100	0	10	56	11	1	0	0	0	0	0	78
07/19/21 17:45	94	3	0	42	7	2	0	0	0	0	0	54
07/19/21 18:00	100	0	0	26	25	1	0	0	0	0	0	52
07/19/21 18:15	100	0	2	10	2	0	0	0	0	0	0	14
07/19/21 18:30	95	1	1	15	3	0	0	0	0	0	0	20
07/19/21 18:45	100	0	4	9	13	0	0	0	0	0	0	26
07/19/21 19:00	100	0	0	8	4	1	0	0	0	0	0	13
07/19/21 19:15	100	0	2	12	5	0	0	0	0	0	0	19
07/19/21 19:30	100	0	0	7	7	0	0	0	0	0	0	14

07/19/21 19:45	100	0	1	2	4	0	0	0	0	0	0	7
07/19/21 20:00	100	0	1	3	11	5	0	0	0	0	0	20
07/19/21 20:15	100	0	0	4	2	0	0	0	0	0	0	6
07/19/21 20:30	100	0	3	7	2	0	0	0	0	0	0	12
07/19/21 20:45	100	0	6	18	1	0	0	0	0	0	0	25
07/19/21 21:00	100	0	0	5	2	0	0	0	0	0	0	7
07/19/21 21:15	100	0	0	1	2	0	0	0	0	0	0	3
07/19/21 21:30	100	0	0	3	0	0	0	0	0	0	0	3
07/19/21 21:45	100	0	0	3	0	0	0	0	0	0	0	3
07/19/21 22:00	100	0	1	1	2	0	0	0	0	0	0	4
07/19/21 22:15	100	0	0	2	7	0	0	0	0	0	0	9
07/19/21 22:30	100	0	0	1	1	0	0	0	0	0	0	2
07/19/21 22:45	100	0	2	2	0	0	0	0	0	0	0	4
07/19/21 23:00	100	0	0	1	1	0	0	0	0	0	0	2
07/19/21 23:15	100	0	0	3	0	1	0	0	0	0	0	4
07/19/21 23:30	100	0	3	3	0	0	0	0	0	0	0	6
07/19/21 23:45	100	0	0	0	1	1	0	0	0	0	0	2
07/20/21 00:00	0	0	0	0	0	0	0	0	0	0	0	0
07/20/21 00:15	100	0	0	2	0	0	0	0	0	0	0	2
07/20/21 00:30	100	0	0	1	0	0	0	0	0	0	0	1
07/20/21 00:45	100	0	0	0	1	0	0	0	0	0	0	1
07/20/21 01:00	0	0	0	0	0	0	0	0	0	0	0	0
07/20/21 01:15	0	0	0	0	0	0	0	0	0	0	0	0
07/20/21 01:30	0	0	0	0	0	0	0	0	0	0	0	0
07/20/21 01:45	0	0	0	0	0	0	0	0	0	0	0	0
07/20/21 02:00	0	0	0	0	0	0	0	0	0	0	0	0
07/20/21 02:15	100	0	0	1	0	0	0	0	0	0	0	1
07/20/21 02:30	100	0	0	0	2	0	0	0	0	0	0	2
07/20/21 02:45	0	0	0	0	0	0	0	0	0	0	0	0
07/20/21 03:00	0	0	0	0	0	0	0	0	0	0	0	0
07/20/21 03:15	100	0	0	1	0	0	0	0	0	0	0	1
07/20/21 03:30	100	0	0	1	0	0	0	0	0	0	0	1
07/20/21 03:45	0	0	0	0	0	0	0	0	0	0	0	0
07/20/21 04:00	0	0	0	0	0	0	0	0	0	0	0	0
07/20/21 04:15	0	0	0	0	0	0	0	0	0	0	0	0
07/20/21 04:30	100	0	0	1	2	0	0	0	0	0	0	3
07/20/21 04:45	100	0	0	1	2	0	0	0	0	0	0	3
07/20/21 05:00	100	0	0	0	1	1	0	0	0	0	0	2
07/20/21 05:15	100	0	0	2	0	0	0	0	0	0	0	2
07/20/21 05:30	100	0	0	1	1	0	1	0	0	0	0	3
07/20/21 05:45	100	0	0	4	4	1	0	0	0	0	0	9
07/20/21 06:00	100	0	0	4	3	0	0	0	0	0	0	7
07/20/21 06:15	100	0	1	3	4	0	0	0	0	0	0	8
07/20/21 06:30	100	0	0	6	5	0	0	0	0	0	0	11
07/20/21 06:45	100	0	0	19	1	3	0	0	0	0	0	23
07/20/21 07:00	100	0	0	9	12	2	0	0	0	0	0	23
07/20/21 07:15	100	0	0	13	21	0	0	0	0	0	0	34
07/20/21 07:30	100	0	6	50	24	3	0	0	0	0	0	83

07/20/21 07:45	100	0	13	66	10	0	0	0	0	0	0	89
07/20/21 08:00	98	1	7	42	5	0	0	0	0	0	0	55
07/20/21 08:15	100	0	5	43	7	0	0	0	0	0	0	55
07/20/21 08:30	100	0	5	25	6	0	0	0	0	0	0	36
07/20/21 08:45	98	1	1	33	39	1	0	0	0	0	0	75
07/20/21 09:00	100	0	4	34	40	0	0	0	0	0	0	78
07/20/21 09:15	100	0	3	15	2	1	0	0	0	0	0	21
07/20/21 09:30	100	0	8	11	5	0	0	0	0	0	0	24
07/20/21 09:45	100	0	6	20	13	0	0	0	0	0	0	39
07/20/21 10:00	100	0	3	13	16	0	0	0	0	0	0	32
07/20/21 10:15	100	0	1	7	17	0	0	0	0	0	0	25
07/20/21 10:30	100	0	1	29	16	1	0	0	0	0	0	47
07/20/21 10:45	100	0	1	41	10	0	0	0	0	0	0	52
07/20/21 11:00	100	0	6	21	11	0	0	0	0	0	0	38
07/20/21 11:15	100	0	2	16	4	1	0	0	0	0	0	23
07/20/21 11:30	95	1	6	7	6	0	0	0	0	0	0	20
07/20/21 11:45	98	1	12	31	6	0	0	0	0	0	0	50
07/20/21 12:00	100	0	12	7	3	0	0	0	0	0	0	22
07/20/21 12:15	100	0	14	21	10	4	0	0	0	0	0	49
07/20/21 12:30	96	2	4	24	18	4	0	0	0	0	0	52
07/20/21 12:45	100	0	8	35	13	0	0	0	0	0	0	56
07/20/21 13:00	96	1	2	9	8	6	0	0	0	0	0	26
07/20/21 13:15	97	1	8	8	19	1	0	0	0	0	0	37
07/20/21 13:30	100	0	0	23	15	0	0	0	0	0	0	38
07/20/21 13:45	100	0	1	9	12	0	0	0	0	0	0	22
07/20/21 14:00	100	0	1	15	18	0	0	0	0	0	0	34
07/20/21 14:15	100	0	14	35	9	0	0	0	0	0	0	58
07/20/21 14:30	100	0	1	30	5	1	0	0	0	0	0	37
07/20/21 14:45	98	1	14	47	8	2	0	0	0	0	0	72
07/20/21 15:00	97	1	5	30	2	1	1	0	0	0	0	40
07/20/21 15:15	100	0	2	31	7	2	0	0	0	0	0	42
07/20/21 15:30	96	1	2	21	4	1	0	0	0	0	0	29
07/20/21 15:45	100	0	3	42	9	0	0	0	0	0	0	54
07/20/21 16:00	96	1	1	17	7	2	0	0	0	0	0	28
07/20/21 16:15	100	0	3	15	23	2	0	0	0	0	0	43
07/20/21 16:30	100	0	2	25	4	0	1	0	0	0	0	32
07/20/21 16:45	100	0	3	30	6	3	0	0	0	0	0	42
07/20/21 17:00	100	0	0	16	9	0	0	0	0	0	0	25
07/20/21 17:15	98	1	1	31	29	0	0	0	0	0	0	62
07/20/21 17:30	100	0	9	22	8	1	0	0	0	0	0	40
07/20/21 17:45	100	0	4	54	22	2	0	0	0	0	0	82
07/20/21 18:00	87	5	6	19	7	2	0	0	0	0	0	39
07/20/21 18:15	100	0	5	19	17	1	0	0	0	0	0	42
07/20/21 18:30	96	1	2	24	5	0	0	0	0	0	0	32
07/20/21 18:45	100	0	0	18	6	0	0	0	0	0	0	24
07/20/21 19:00	100	0	1	16	8	1	0	0	0	0	0	26
07/20/21 19:15	100	0	1	5	4	1	0	0	0	0	0	11
07/20/21 19:30	96	1	0	12	14	0	0	0	0	0	0	27

07/20/21 19:45	100	0	1	12	13	0	0	0	0	0	0	26
07/20/21 20:00	100	0	0	6	4	0	0	0	0	0	0	10
07/20/21 20:15	100	0	2	16	1	0	0	0	0	0	0	19
07/20/21 20:30	100	0	4	5	2	0	0	0	0	0	0	11
07/20/21 20:45	100	0	6	10	4	0	0	0	0	0	0	20
07/20/21 21:00	96	1	2	24	4	0	0	0	0	0	0	31
07/20/21 21:15	100	0	0	8	4	1	0	0	0	0	0	13
07/20/21 21:30	100	0	0	4	1	0	0	0	0	0	0	5
07/20/21 21:45	100	0	0	1	3	0	0	0	0	0	0	4
07/20/21 22:00	100	0	1	4	0	4	0	0	0	0	0	9
07/20/21 22:15	100	0	1	1	1	1	0	0	0	0	0	4
07/20/21 22:30	100	0	0	6	3	0	0	0	0	0	0	9
07/20/21 22:45	100	0	0	0	2	0	0	0	0	0	0	2
07/20/21 23:00	100	0	0	2	0	0	0	0	0	0	0	2
07/20/21 23:15	100	0	0	0	1	1	0	0	0	0	0	2
07/20/21 23:30	100	0	1	1	1	1	0	0	0	0	0	4
07/20/21 23:45	100	0	0	0	1	1	0	0	0	0	0	2
07/21/21 00:00	100	0	0	0	2	0	0	0	0	0	0	2
07/21/21 00:15	100	0	0	2	1	0	0	0	0	0	0	3
07/21/21 00:30	100	0	0	0	1	0	0	0	0	0	0	1
07/21/21 00:45	100	0	0	1	0	0	0	0	0	0	0	1
07/21/21 01:00	100	0	0	0	2	0	0	0	0	0	0	2
07/21/21 01:15	0	0	0	0	0	0	0	0	0	0	0	0
07/21/21 01:30	0	0	0	0	0	0	0	0	0	0	0	0
07/21/21 01:45	0	0	0	0	0	0	0	0	0	0	0	0
07/21/21 02:00	0	0	0	0	0	0	0	0	0	0	0	0
07/21/21 02:15	0	0	0	0	0	0	0	0	0	0	0	0
07/21/21 02:30	0	0	0	0	0	0	0	0	0	0	0	0
07/21/21 02:45	0	0	0	0	0	0	0	0	0	0	0	0
07/21/21 03:00	0	0	0	0	0	0	0	0	0	0	0	0
07/21/21 03:15	0	0	0	0	0	0	0	0	0	0	0	0
07/21/21 03:30	0	0	0	0	0	0	0	0	0	0	0	0
07/21/21 03:45	0	0	0	0	0	0	0	0	0	0	0	0
07/21/21 04:00	100	0	0	1	0	0	0	0	0	0	0	1
07/21/21 04:15	0	0	0	0	0	0	0	0	0	0	0	0
07/21/21 04:30	100	0	0	0	1	1	0	0	0	0	0	2
07/21/21 04:45	100	0	0	0	1	1	0	0	0	0	0	2
07/21/21 05:00	100	0	0	1	0	0	0	0	0	0	0	1
07/21/21 05:15	0	0	0	0	0	0	0	0	0	0	0	0
07/21/21 05:30	100	0	0	3	0	1	0	0	0	0	0	4
07/21/21 05:45	100	0	0	5	2	2	0	0	0	0	0	9
07/21/21 06:00	100	0	0	2	4	1	1	0	0	0	0	8
07/21/21 06:15	100	0	0	13	4	0	0	0	0	0	0	17
07/21/21 06:30	100	0	1	4	8	1	0	0	0	0	0	14
07/21/21 06:45	100	0	0	20	22	2	0	0	0	0	0	44
07/21/21 07:00	100	0	4	13	6	0	0	0	0	0	0	23
07/21/21 07:15	100	0	2	24	6	1	0	0	0	0	0	33
07/21/21 07:30	100	0	10	41	30	1	0	0	0	0	0	82

07/21/21 07:45	100	0	1	31	42	0	0	0	0	0	0	74
07/21/21 08:00	100	0	1	22	6	1	0	0	0	0	0	30
07/21/21 08:15	100	0	3	20	10	0	0	0	0	0	0	33
07/21/21 08:30	100	0	5	28	19	2	0	0	0	0	0	54
07/21/21 08:45	100	0	5	31	6	13	0	0	0	0	0	55
07/21/21 09:00	100	0	0	21	28	2	0	0	0	0	0	51
07/21/21 09:15	100	0	2	16	8	1	0	0	0	0	0	27
07/21/21 09:30	100	0	0	17	10	0	0	0	0	0	0	27
07/21/21 09:45	100	0	1	10	12	0	0	0	0	0	0	23
07/21/21 10:00	100	0	2	17	7	1	0	0	0	0	0	27
07/21/21 10:15	100	0	1	58	6	0	0	0	0	0	0	65
07/21/21 10:30	100	0	8	29	5	0	0	0	0	0	0	42
07/21/21 10:45	100	0	0	48	5	0	0	0	0	0	0	53
07/21/21 11:00	100	0	5	8	7	1	1	0	0	0	0	22
07/21/21 11:15	100	0	7	23	6	1	0	0	0	0	0	37
07/21/21 11:30	100	0	11	30	6	0	0	0	0	0	0	47
07/21/21 11:45	100	0	0	14	9	0	0	0	0	0	0	23
07/21/21 12:00	100	0	3	11	6	0	0	0	0	0	0	20
07/21/21 12:15	100	0	0	29	27	1	0	0	0	0	0	57
07/21/21 12:30	100	0	1	9	20	0	0	0	0	0	0	30
07/21/21 12:45	100	0	0	31	8	0	0	0	0	0	0	39
07/21/21 13:00	100	0	0	13	8	0	0	0	0	0	0	21
07/21/21 13:15	100	0	1	32	7	1	0	0	0	0	0	41
07/21/21 13:30	100	0	13	25	6	1	0	0	0	0	0	45
07/21/21 13:45	100	0	15	20	5	0	0	0	0	0	0	40
07/21/21 14:00	100	0	0	10	6	0	0	0	0	0	0	16
07/21/21 14:15	100	0	2	48	18	0	0	0	0	0	0	68
07/21/21 14:30	100	0	0	9	7	1	0	0	0	0	0	17
07/21/21 14:45	100	0	1	43	20	1	0	0	0	0	0	65
07/21/21 15:00	100	0	2	6	23	0	0	0	0	0	0	31
07/21/21 15:15	100	0	0	19	11	0	0	0	0	0	0	30
07/21/21 15:30	100	0	4	17	13	0	0	0	0	0	0	34
07/21/21 15:45	100	0	4	42	19	0	0	0	0	0	0	65
07/21/21 16:00	96	1	1	12	9	2	0	0	0	0	0	25
07/21/21 16:15	100	0	7	34	5	0	0	0	0	0	0	46
07/21/21 16:30	100	0	4	21	3	0	0	0	0	0	0	28
07/21/21 16:45	100	0	2	18	14	2	0	0	0	0	0	36
07/21/21 17:00	100	0	0	40	6	0	0	0	0	0	0	46
07/21/21 17:15	100	0	7	13	8	6	0	0	0	0	0	34
07/21/21 17:30	100	0	0	36	9	2	0	0	0	0	0	47
07/21/21 17:45	100	0	0	28	20	0	0	0	0	0	0	48
07/21/21 18:00	100	0	2	6	9	1	0	0	0	0	0	18
07/21/21 18:15	100	0	2	10	8	0	0	0	0	0	0	20
07/21/21 18:30	100	0	1	4	7	0	0	0	0	0	0	12
07/21/21 18:45	100	0	5	20	10	0	0	0	0	0	0	35
07/21/21 19:00	100	0	6	9	11	0	0	0	0	0	0	26
07/21/21 19:15	100	0	1	7	5	0	0	0	0	0	0	13
07/21/21 19:30	100	0	0	8	4	0	0	0	0	0	0	12

07/21/21 19:45	100	0	0	8	7	1	0	0	0	0	0	16
07/21/21 20:00	100	0	0	4	8	6	0	0	0	0	0	18
07/21/21 20:15	100	0	1	20	7	0	0	0	0	0	0	28
07/21/21 20:30	100	0	1	3	3	0	0	0	0	0	0	7
07/21/21 20:45	100	0	1	12	10	0	0	0	0	0	0	23
07/21/21 21:00	100	0	1	5	8	0	0	0	0	0	0	14
07/21/21 21:15	100	0	9	19	10	5	0	0	0	0	0	43
07/21/21 21:30	100	0	1	5	13	1	0	0	0	0	0	20
07/21/21 21:45	100	0	1	4	2	1	0	0	0	0	0	8
07/21/21 22:00	100	0	3	3	6	0	0	0	0	0	0	12
07/21/21 22:15	100	0	0	1	4	1	0	0	0	0	0	6
07/21/21 22:30	100	0	0	5	1	0	0	0	0	0	0	6
07/21/21 22:45	100	0	0	2	0	0	0	0	0	0	0	2
07/21/21 23:00	0	0	0	0	0	0	0	0	0	0	0	0
07/21/21 23:15	100	0	0	1	0	1	0	0	0	0	0	2
07/21/21 23:30	100	0	0	0	0	1	0	0	0	0	0	1
07/21/21 23:45	0	0	0	0	0	0	0	0	0	0	0	0
07/22/21 00:00	100	0	0	1	0	1	0	0	0	0	0	2
07/22/21 00:15	100	0	0	2	0	0	0	0	0	0	0	2
07/22/21 00:30	0	0	0	0	0	0	0	0	0	0	0	0
07/22/21 00:45	0	0	0	0	0	0	0	0	0	0	0	0
07/22/21 01:00	0	0	0	0	0	0	0	0	0	0	0	0
07/22/21 01:15	0	0	0	0	0	0	0	0	0	0	0	0
07/22/21 01:30	100	0	0	0	0	1	0	0	0	0	0	1
07/22/21 01:45	0	0	0	0	0	0	0	0	0	0	0	0
07/22/21 02:00	0	0	0	0	0	0	0	0	0	0	0	0
07/22/21 02:15	100	0	0	1	0	0	0	0	0	0	0	1
07/22/21 02:30	0	0	0	0	0	0	0	0	0	0	0	0
07/22/21 02:45	0	0	0	0	0	0	0	0	0	0	0	0
07/22/21 03:00	0	0	0	0	0	0	0	0	0	0	0	0
07/22/21 03:15	0	0	0	0	0	0	0	0	0	0	0	0
07/22/21 03:30	0	0	0	0	0	0	0	0	0	0	0	0
07/22/21 03:45	0	0	0	0	0	0	0	0	0	0	0	0
07/22/21 04:00	0	0	0	0	0	0	0	0	0	0	0	0
07/22/21 04:15	100	0	0	0	1	0	0	0	0	0	0	1
07/22/21 04:30	100	0	0	2	0	0	0	0	0	0	0	2
07/22/21 04:45	100	0	0	0	1	0	0	0	0	0	0	1
07/22/21 05:00	100	0	0	1	1	0	0	0	0	0	0	2
07/22/21 05:15	100	0	0	1	2	0	0	0	0	0	0	3
07/22/21 05:30	100	0	0	2	1	1	0	0	0	0	0	4
07/22/21 05:45	100	0	0	5	2	0	0	0	0	0	0	7
07/22/21 06:00	100	0	0	2	6	1	0	0	0	0	0	9
07/22/21 06:15	100	0	0	3	4	0	0	0	0	0	0	7
07/22/21 06:30	100	0	0	6	7	0	1	0	0	0	0	14
07/22/21 06:45	100	0	0	24	14	2	2	0	0	0	0	42
07/22/21 07:00	100	0	3	24	10	0	0	0	0	0	0	37
07/22/21 07:15	100	0	1	13	14	0	0	0	0	0	0	28
07/22/21 07:30	100	0	3	30	21	2	0	0	0	0	0	56

07/22/21 07:45	100	0	7	45	10	0	0	0	0	0	0	62
07/22/21 08:00	100	0	9	36	48	0	0	0	0	0	0	93
07/22/21 08:15	97	1	2	26	18	0	0	0	0	0	0	47
07/22/21 08:30	100	0	9	29	6	0	0	0	0	0	0	44
07/22/21 08:45	100	0	0	13	34	2	0	0	0	0	0	49
07/22/21 09:00	100	0	1	14	10	1	0	0	0	0	0	26
07/22/21 09:15	100	0	9	47	17	0	0	0	0	0	0	73
07/22/21 09:30	100	0	0	8	8	2	0	0	0	0	0	18
07/22/21 09:45	100	0	1	15	10	14	0	0	0	0	0	40
07/22/21 10:00	100	0	0	3	6	0	0	0	0	0	0	9
07/22/21 10:15	95	1	1	13	8	0	0	0	0	0	0	23
07/22/21 10:30	96	2	5	32	13	0	0	0	0	0	0	52
07/22/21 10:45	100	0	2	9	4	0	0	0	0	0	0	15
07/22/21 11:00	100	0	2	19	6	0	0	0	0	0	0	27
07/22/21 11:15	100	0	1	9	4	0	0	0	0	0	0	14
07/22/21 11:30	100	0	2	31	4	1	0	0	0	0	0	38
07/22/21 11:45	100	0	1	17	11	0	0	0	0	0	0	29
07/22/21 12:00	96	1	9	15	1	0	0	0	0	0	0	26
07/22/21 12:15	100	0	4	14	3	0	0	0	0	0	0	21
07/22/21 12:30	100	0	2	16	3	0	0	0	0	0	0	21
07/22/21 12:45	100	0	1	7	10	1	0	0	0	0	0	19
07/22/21 13:00	96	1	1	8	21	2	0	0	0	0	0	33
07/22/21 13:15	100	0	0	44	7	0	0	0	0	0	0	51
07/22/21 13:30	100	0	2	19	8	1	0	0	0	0	0	30
07/22/21 13:45	100	0	1	5	17	0	0	0	0	0	0	23
07/22/21 14:00	100	0	5	20	3	1	0	0	0	0	0	29
07/22/21 14:15	100	0	9	13	3	0	0	0	0	0	0	25
07/22/21 14:30	100	0	2	55	12	0	0	0	0	0	0	69
07/22/21 14:45	100	0	0	18	5	0	0	0	0	0	0	23
07/22/21 15:00	81	4	3	11	4	0	0	0	0	0	0	22
07/22/21 15:15	100	0	7	30	31	3	0	0	0	0	0	71
07/22/21 15:30	100	0	1	25	5	0	0	0	0	0	0	31
07/22/21 15:45	100	0	2	10	20	0	0	0	0	0	0	32
07/22/21 16:00	97	1	2	34	6	0	0	0	0	0	0	43
07/22/21 16:15	100	0	17	22	5	1	0	0	0	0	0	45
07/22/21 16:30	100	0	6	18	10	0	0	0	0	0	0	34
07/22/21 16:45	94	2	10	14	10	1	0	0	0	0	0	37
07/22/21 17:00	100	0	4	59	14	0	0	0	0	0	0	77
07/22/21 17:15	100	0	10	41	20	0	0	0	0	0	0	71
07/22/21 17:30	100	0	4	39	13	0	0	0	0	0	0	56
07/22/21 17:45	100	0	1	22	21	2	0	0	0	0	0	46
07/22/21 18:00	100	0	6	51	14	0	0	0	0	0	0	71
07/22/21 18:15	98	1	13	30	6	0	0	0	0	0	0	50
07/22/21 18:30	100	0	2	8	23	1	0	0	0	0	0	34
07/22/21 18:45	100	0	6	10	20	4	0	0	0	0	0	40
07/22/21 19:00	100	0	0	9	4	2	0	0	0	0	0	15
07/22/21 19:15	94	4	9	59	3	1	0	0	0	0	0	76
07/22/21 19:30	100	0	1	18	10	0	0	0	0	0	0	29

07/22/21 19:45	100	0	1	10	28	0	0	0	0	0	0	39
07/22/21 20:00	100	0	5	15	13	0	0	0	0	0	0	33
07/22/21 20:15	100	0	1	27	16	0	0	0	0	0	0	44
07/22/21 20:30	100	0	2	8	4	0	0	0	0	0	0	14
07/22/21 20:45	100	0	0	19	3	2	0	0	0	0	0	24
07/22/21 21:00	100	0	2	14	5	0	0	0	0	0	0	21
07/22/21 21:15	100	0	0	5	1	0	1	0	0	0	0	7
07/22/21 21:30	100	0	1	1	0	0	0	0	0	0	0	2
07/22/21 21:45	100	0	7	4	3	0	0	0	0	0	0	14
07/22/21 22:00	100	0	3	2	2	0	0	0	0	0	0	7
07/22/21 22:15	100	0	0	6	1	1	0	0	0	0	0	8
07/22/21 22:30	100	0	0	2	1	0	0	0	0	0	0	3
07/22/21 22:45	100	0	0	2	0	0	0	0	0	0	0	2
07/22/21 23:00	100	0	1	0	1	0	0	0	0	0	0	2
07/22/21 23:15	100	0	1	1	1	1	0	0	0	0	0	4
07/22/21 23:30	100	0	0	0	1	0	0	0	0	0	0	1
07/22/21 23:45	100	0	0	1	0	0	0	0	0	0	0	1
07/23/21 00:00	100	0	0	1	0	0	0	0	0	0	0	1
07/23/21 00:15	100	0	0	1	1	0	0	0	0	0	0	2
07/23/21 00:30	0	0	0	0	0	0	0	0	0	0	0	0
07/23/21 00:45	100	0	0	1	1	0	0	0	0	0	0	2
07/23/21 01:00	0	0	0	0	0	0	0	0	0	0	0	0
07/23/21 01:15	100	0	0	1	1	0	0	0	0	0	0	2
07/23/21 01:30	0	0	0	0	0	0	0	0	0	0	0	0
07/23/21 01:45	0	0	0	0	0	0	0	0	0	0	0	0
07/23/21 02:00	100	0	0	0	1	0	0	0	0	0	0	1
07/23/21 02:15	0	0	0	0	0	0	0	0	0	0	0	0
07/23/21 02:30	0	0	0	0	0	0	0	0	0	0	0	0
07/23/21 02:45	0	0	0	0	0	0	0	0	0	0	0	0
07/23/21 03:00	0	0	0	0	0	0	0	0	0	0	0	0
07/23/21 03:15	0	0	0	0	0	0	0	0	0	0	0	0
07/23/21 03:30	0	0	0	0	0	0	0	0	0	0	0	0
07/23/21 03:45	0	0	0	0	0	0	0	0	0	0	0	0
07/23/21 04:00	0	0	0	0	0	0	0	0	0	0	0	0
07/23/21 04:15	0	0	0	0	0	0	0	0	0	0	0	0
07/23/21 04:30	100	0	0	0	2	0	0	0	0	0	0	2
07/23/21 04:45	100	0	0	1	1	1	0	0	0	0	0	3
07/23/21 05:00	100	0	1	1	0	0	0	0	0	0	0	2
07/23/21 05:15	0	0	0	0	0	0	0	0	0	0	0	0
07/23/21 05:30	100	0	0	2	1	0	0	0	0	0	0	3
07/23/21 05:45	100	0	1	2	2	1	0	0	0	0	0	6
07/23/21 06:00	100	0	0	16	6	0	0	0	0	0	0	22
07/23/21 06:15	100	0	0	10	2	2	0	0	0	0	0	14
07/23/21 06:30	100	0	2	7	9	5	0	0	0	0	0	23
07/23/21 06:45	100	0	1	42	17	1	0	0	0	0	0	61
07/23/21 07:00	100	0	2	12	8	2	0	0	0	0	0	24
07/23/21 07:15	100	0	2	15	27	0	0	0	0	0	0	44
07/23/21 07:30	100	0	7	30	19	1	0	0	0	0	0	57

07/23/21 07:45	100	0	14	54	16	0	0	0	0	0	0	84
07/23/21 08:00	95	3	13	25	25	3	0	0	0	0	0	69
07/23/21 08:15	100	0	4	7	21	1	0	0	0	0	0	33
07/23/21 08:30	100	0	1	28	15	0	0	0	0	0	0	44
07/23/21 08:45	100	0	2	24	4	0	0	0	0	0	0	30
07/23/21 09:00	100	0	1	6	12	4	0	0	0	0	0	23
07/23/21 09:15	97	1	6	21	9	2	0	0	0	0	0	39
07/23/21 09:30	88	4	3	23	6	0	0	0	0	0	0	36
07/23/21 09:45	95	1	6	6	8	0	0	0	0	0	0	21
07/23/21 10:00	100	0	3	7	4	0	0	0	0	0	0	14
07/23/21 10:15	97	1	10	20	6	0	0	0	0	0	0	37
07/23/21 10:30	96	1	5	12	7	0	0	0	0	0	0	25
07/23/21 10:45	100	0	4	27	17	0	0	0	0	0	0	48
07/23/21 11:00	100	0	2	19	6	0	0	0	0	0	0	27
07/23/21 11:15	100	0	3	16	8	0	0	0	0	0	0	27
07/23/21 11:30	94	1	3	8	6	1	0	0	0	0	0	19
07/23/21 11:45	100	0	3	41	12	0	0	0	0	0	0	56
07/23/21 12:00	100	0	1	5	4	9	0	0	0	0	0	19
07/23/21 12:15	97	1	1	26	20	0	0	0	0	0	0	48
07/23/21 12:30	100	0	5	13	8	0	0	0	0	0	0	26
07/23/21 12:45	100	0	2	18	16	0	0	0	0	0	0	36
07/23/21 13:00	100	0	6	16	6	0	0	0	0	0	0	28
07/23/21 13:15	100	0	0	14	5	0	0	0	0	0	0	19
07/23/21 13:30	100	0	1	20	5	0	0	0	0	0	0	26
07/23/21 13:45	98	1	15	38	6	0	0	0	0	0	0	60
07/23/21 14:00	100	0	1	34	13	0	0	0	0	0	0	48
07/23/21 14:15	100	0	1	18	8	1	0	0	0	0	0	28
07/23/21 14:30	100	0	8	46	11	0	0	0	0	0	0	65
07/23/21 14:45	98	1	11	44	25	1	0	0	0	0	0	82
07/23/21 15:00	100	0	1	39	8	1	0	0	0	0	0	49
07/23/21 15:15	100	0	1	24	22	0	0	0	0	0	0	47
07/23/21 15:30	100	0	0	13	22	3	0	0	0	0	0	38
07/23/21 15:45	100	0	3	17	7	1	0	0	0	0	0	28
07/23/21 16:00	100	0	1	22	17	0	0	0	0	0	0	40
07/23/21 16:15	97	1	2	26	8	5	0	0	0	0	0	42
07/23/21 16:30	100	0	3	20	27	1	0	0	0	0	0	51
07/23/21 16:45	100	0	0	18	7	1	0	0	0	0	0	26
07/23/21 17:00	100	0	1	23	6	0	0	0	0	0	0	30
07/23/21 17:15	100	0	5	37	8	0	0	0	0	0	0	50
07/23/21 17:30	100	0	1	31	9	1	0	0	0	0	0	42
07/23/21 17:45	96	2	3	19	33	0	0	0	0	0	0	57
07/23/21 18:00	100	0	0	15	7	0	1	0	0	0	0	23
07/23/21 18:15	100	0	5	26	9	1	0	0	0	0	0	41
07/23/21 18:30	100	0	1	17	17	1	0	0	0	0	0	36
07/23/21 18:45	100	0	0	10	22	11	0	0	0	0	0	43
07/23/21 19:00	100	0	2	7	5	2	0	0	0	0	0	16
07/23/21 19:15	100	0	5	21	3	0	0	0	0	0	0	29
07/23/21 19:30	100	0	0	4	14	1	0	0	0	0	0	19

07/23/21 19:45	100	0	0	12	4	0	0	0	0	0	0	16
07/23/21 20:00	95	1	5	9	6	1	1	0	0	0	0	23
07/23/21 20:15	100	0	1	34	2	1	0	0	0	0	0	38
07/23/21 20:30	100	0	0	19	5	2	0	0	0	0	0	26
07/23/21 20:45	100	0	2	12	8	0	0	0	0	0	0	22
07/23/21 21:00	100	0	1	4	6	0	0	0	0	0	0	11
07/23/21 21:15	100	0	1	4	1	0	0	0	0	0	0	6
07/23/21 21:30	96	1	1	16	11	0	0	0	0	0	0	29
07/23/21 21:45	100	0	1	5	9	2	0	0	0	0	0	17
07/23/21 22:00	100	0	0	2	1	0	0	0	0	0	0	3
07/23/21 22:15	100	0	1	1	5	0	0	0	0	0	0	7
07/23/21 22:30	100	0	2	23	3	0	0	0	0	0	0	28
07/23/21 22:45	100	0	0	6	0	0	0	0	0	0	0	6
07/23/21 23:00	100	0	0	14	3	0	0	0	0	0	0	17
07/23/21 23:15	100	0	0	4	4	0	0	0	0	0	0	8
07/23/21 23:30	100	0	0	3	3	0	0	0	0	0	0	6
07/23/21 23:45	100	0	0	3	5	2	0	0	0	0	0	10

Highest Speeds Summary Report

Title/Location: 38Nixon
 Sign Address: 99301121030002

Measurement Period: 06/08/21 12:00:00 AM to 06/10/21 11:45:01 PM
 Reporting Period: 06/08/21 12:00:00 AM to 06/10/21 11:45:01 PM

Total number of vehicles: 7297
 Posted Speed Limit: 25 MPH
 25th Percentile Speed: 28 MPH
 Total Vehicles For:
 Below 21: 87
 33 - 38: 2197
 51 - 56: 1
 Above 69: 0

Lowest Log Speed Setting: 15 MPH
 Average Speed: 31 MPH
 50th Percentile Speed: 31 MPH

Highest Log Speed Setting: 75 MPH
 85th Percentile Speed: 36 MPH

21 - 26: 560
 39 - 44: 162
 57 - 62: 0

27 - 32: 4283
 45 - 50: 7
 63 - 68: 0

Time	% Above Speed Limit	Below 21	21 - 26	27 - 32	33 - 38	39 - 44	45 - 50	51 - 56	57 - 62	63 - 68	Above 69	Total Vehicles
06/08/21 00:00	100	0	0	1	0	0	0	0	0	0	0	1
06/08/21 00:15	100	0	1	0	0	1	0	0	0	0	0	2
06/08/21 00:30	0	0	0	0	0	0	0	0	0	0	0	0
06/08/21 00:45	0	0	0	0	0	0	0	0	0	0	0	0
06/08/21 01:00	100	0	0	2	0	0	0	0	0	0	0	2
06/08/21 01:15	0	0	0	0	0	0	0	0	0	0	0	0
06/08/21 01:30	0	0	0	0	0	0	0	0	0	0	0	0
06/08/21 01:45	0	0	0	0	0	0	0	0	0	0	0	0
06/08/21 02:00	100	0	0	1	0	0	0	0	0	0	0	1
06/08/21 02:15	0	0	0	0	0	0	0	0	0	0	0	0
06/08/21 02:30	0	0	0	0	0	0	0	0	0	0	0	0
06/08/21 02:45	0	0	0	0	0	0	0	0	0	0	0	0
06/08/21 03:00	100	0	0	1	0	0	0	0	0	0	0	1
06/08/21 03:15	0	0	0	0	0	0	0	0	0	0	0	0
06/08/21 03:30	100	0	0	0	1	0	0	0	0	0	0	1
06/08/21 03:45	0	0	0	0	0	0	0	0	0	0	0	0
06/08/21 04:00	100	0	0	0	1	0	0	0	0	0	0	1
06/08/21 04:15	0	0	0	0	0	0	0	0	0	0	0	0
06/08/21 04:30	100	0	0	0	1	0	0	0	0	0	0	1
06/08/21 04:45	100	0	0	1	0	1	0	0	0	0	0	2
06/08/21 05:00	100	0	0	1	0	0	1	0	0	0	0	2
06/08/21 05:15	100	0	0	1	2	0	0	0	0	0	0	3
06/08/21 05:30	100	0	0	0	3	0	0	0	0	0	0	3
06/08/21 05:45	90	1	1	4	2	2	0	0	0	0	0	10
06/08/21 06:00	100	0	3	2	5	0	0	0	0	0	0	10
06/08/21 06:15	100	0	0	3	5	0	0	0	0	0	0	8
06/08/21 06:30	100	0	6	9	11	0	0	0	0	0	0	26
06/08/21 06:45	100	0	2	16	21	0	0	0	0	0	0	39
06/08/21 07:00	100	0	1	44	28	1	0	0	0	0	0	74
06/08/21 07:15	100	0	1	23	14	0	0	0	0	0	0	38
06/08/21 07:30	98	1	6	54	21	1	0	0	0	0	0	83

06/08/21 07:45	100	0	14	34	8	0	0	0	0	0	0	56
06/08/21 08:00	98	1	6	50	12	0	0	0	0	0	0	69
06/08/21 08:15	100	0	2	34	6	0	0	0	0	0	0	42
06/08/21 08:30	98	1	1	53	23	0	0	1	0	0	0	79
06/08/21 08:45	100	0	6	15	16	0	0	0	0	0	0	37
06/08/21 09:00	100	0	14	35	9	0	0	0	0	0	0	58
06/08/21 09:15	100	0	3	13	23	1	0	0	0	0	0	40
06/08/21 09:30	100	0	4	18	9	0	1	0	0	0	0	32
06/08/21 09:45	100	0	1	32	20	0	0	0	0	0	0	53
06/08/21 10:00	100	0	0	13	12	0	0	0	0	0	0	25
06/08/21 10:15	100	0	0	4	4	1	0	0	0	0	0	9
06/08/21 10:30	100	0	0	23	3	0	0	0	0	0	0	26
06/08/21 10:45	100	0	1	8	14	0	0	0	0	0	0	23
06/08/21 11:00	93	2	4	22	2	0	0	0	0	0	0	30
06/08/21 11:15	96	1	0	26	5	0	0	0	0	0	0	32
06/08/21 11:30	100	0	0	20	4	0	0	0	0	0	0	24
06/08/21 11:45	100	0	0	12	10	0	0	0	0	0	0	22
06/08/21 12:00	100	0	5	24	7	0	0	0	0	0	0	36
06/08/21 12:15	100	0	2	31	4	0	0	0	0	0	0	37
06/08/21 12:30	92	1	0	6	7	0	0	0	0	0	0	14
06/08/21 12:45	100	0	1	10	4	1	0	0	0	0	0	16
06/08/21 13:00	98	1	7	39	11	0	0	0	0	0	0	58
06/08/21 13:15	97	1	2	27	5	1	0	0	0	0	0	36
06/08/21 13:30	100	0	0	10	3	0	0	0	0	0	0	13
06/08/21 13:45	100	0	0	13	6	0	0	0	0	0	0	19
06/08/21 14:00	100	0	1	19	25	0	0	0	0	0	0	45
06/08/21 14:15	100	0	2	20	7	0	1	0	0	0	0	30
06/08/21 14:30	96	1	0	16	10	4	0	0	0	0	0	31
06/08/21 14:45	98	1	6	55	13	0	0	0	0	0	0	75
06/08/21 15:00	98	1	4	22	25	0	0	0	0	0	0	52
06/08/21 15:15	100	0	0	24	32	2	0	0	0	0	0	58
06/08/21 15:30	100	0	2	10	8	1	0	0	0	0	0	21
06/08/21 15:45	100	0	2	10	7	2	0	0	0	0	0	21
06/08/21 16:00	100	0	0	28	6	1	0	0	0	0	0	35
06/08/21 16:15	100	0	4	44	11	1	0	0	0	0	0	60
06/08/21 16:30	100	0	0	26	8	0	0	0	0	0	0	34
06/08/21 16:45	100	0	11	21	4	0	0	0	0	0	0	36
06/08/21 17:00	100	0	1	34	18	0	0	0	0	0	0	53
06/08/21 17:15	100	0	0	16	20	4	0	0	0	0	0	40
06/08/21 17:30	100	0	2	27	31	0	0	0	0	0	0	60
06/08/21 17:45	100	0	1	27	5	0	0	0	0	0	0	33
06/08/21 18:00	100	0	3	37	8	1	0	0	0	0	0	49
06/08/21 18:15	97	1	9	12	10	2	0	0	0	0	0	34
06/08/21 18:30	96	1	4	14	6	2	0	0	0	0	0	27
06/08/21 18:45	100	0	2	10	10	0	0	0	0	0	0	22
06/08/21 19:00	100	0	2	27	26	7	0	0	0	0	0	62
06/08/21 19:15	100	0	1	8	4	1	0	0	0	0	0	14
06/08/21 19:30	100	0	0	10	5	0	0	0	0	0	0	15

06/08/21 19:45	100	0	1	7	1	1	0	0	0	0	0	10
06/08/21 20:00	100	0	1	4	3	0	0	0	0	0	0	8
06/08/21 20:15	100	0	1	7	2	0	0	0	0	0	0	10
06/08/21 20:30	100	0	0	3	14	0	0	0	0	0	0	17
06/08/21 20:45	100	0	0	15	1	0	0	0	0	0	0	16
06/08/21 21:00	100	0	1	4	3	0	0	0	0	0	0	8
06/08/21 21:15	100	0	1	6	1	0	0	0	0	0	0	8
06/08/21 21:30	100	0	1	7	4	0	0	0	0	0	0	12
06/08/21 21:45	100	0	1	3	2	0	0	0	0	0	0	6
06/08/21 22:00	100	0	0	3	0	0	0	0	0	0	0	3
06/08/21 22:15	100	0	0	3	2	0	0	0	0	0	0	5
06/08/21 22:30	100	0	1	2	0	0	0	0	0	0	0	3
06/08/21 22:45	100	0	0	3	1	0	0	0	0	0	0	4
06/08/21 23:00	100	0	1	0	1	1	0	0	0	0	0	3
06/08/21 23:15	100	0	1	0	1	0	0	0	0	0	0	2
06/08/21 23:30	100	0	1	0	2	0	0	0	0	0	0	3
06/08/21 23:45	100	0	0	1	1	0	0	0	0	0	0	2
06/09/21 00:00	100	0	0	2	0	0	0	0	0	0	0	2
06/09/21 00:15	100	0	0	1	1	0	0	0	0	0	0	2
06/09/21 00:30	100	0	0	0	1	0	0	0	0	0	0	1
06/09/21 00:45	100	0	0	1	0	1	0	0	0	0	0	2
06/09/21 01:00	0	0	0	0	0	0	0	0	0	0	0	0
06/09/21 01:15	0	0	0	0	0	0	0	0	0	0	0	0
06/09/21 01:30	0	0	0	0	0	0	0	0	0	0	0	0
06/09/21 01:45	100	0	0	1	0	0	0	0	0	0	0	1
06/09/21 02:00	0	0	0	0	0	0	0	0	0	0	0	0
06/09/21 02:15	100	0	1	0	0	0	0	0	0	0	0	1
06/09/21 02:30	0	0	0	0	0	0	0	0	0	0	0	0
06/09/21 02:45	100	0	0	1	0	0	0	0	0	0	0	1
06/09/21 03:00	100	0	0	2	0	1	0	0	0	0	0	3
06/09/21 03:15	0	0	0	0	0	0	0	0	0	0	0	0
06/09/21 03:30	0	0	0	0	0	0	0	0	0	0	0	0
06/09/21 03:45	0	0	0	0	0	0	0	0	0	0	0	0
06/09/21 04:00	0	0	0	0	0	0	0	0	0	0	0	0
06/09/21 04:15	100	0	0	0	1	0	0	0	0	0	0	1
06/09/21 04:30	0	0	0	0	0	0	0	0	0	0	0	0
06/09/21 04:45	100	0	0	1	0	0	0	0	0	0	0	1
06/09/21 05:00	0	0	0	0	0	0	0	0	0	0	0	0
06/09/21 05:15	0	0	0	0	0	0	0	0	0	0	0	0
06/09/21 05:30	100	0	0	1	1	0	0	0	0	0	0	2
06/09/21 05:45	100	0	0	4	4	1	0	0	0	0	0	9
06/09/21 06:00	100	0	0	3	4	0	0	0	0	0	0	7
06/09/21 06:15	100	0	1	20	13	1	0	0	0	0	0	35
06/09/21 06:30	100	0	0	26	12	1	0	0	0	0	0	39
06/09/21 06:45	100	0	3	13	21	1	0	0	0	0	0	38
06/09/21 07:00	100	0	2	30	33	5	0	0	0	0	0	70
06/09/21 07:15	100	0	3	50	30	1	0	0	0	0	0	84
06/09/21 07:30	96	2	6	23	32	0	0	0	0	0	0	63

06/09/21 07:45	98	1	0	52	20	2	0	0	0	0	0	75
06/09/21 08:00	100	0	9	52	19	1	0	0	0	0	0	81
06/09/21 08:15	98	1	5	37	25	4	0	0	0	0	0	72
06/09/21 08:30	100	0	2	37	14	0	0	0	0	0	0	53
06/09/21 08:45	100	0	4	77	2	0	0	0	0	0	0	83
06/09/21 09:00	95	1	5	12	3	0	0	0	0	0	0	21
06/09/21 09:15	100	0	1	27	12	1	0	0	0	0	0	41
06/09/21 09:30	100	0	3	17	20	0	0	0	0	0	0	40
06/09/21 09:45	100	0	0	8	9	0	0	0	0	0	0	17
06/09/21 10:00	100	0	1	49	11	5	0	0	0	0	0	66
06/09/21 10:15	100	0	1	15	9	1	0	0	0	0	0	26
06/09/21 10:30	100	0	1	12	5	0	0	0	0	0	0	18
06/09/21 10:45	94	1	1	15	1	0	0	0	0	0	0	18
06/09/21 11:00	100	0	1	7	10	2	0	0	0	0	0	20
06/09/21 11:15	97	1	5	30	3	1	0	0	0	0	0	40
06/09/21 11:30	100	0	1	15	4	0	0	0	0	0	0	20
06/09/21 11:45	91	2	6	8	3	4	0	0	0	0	0	23
06/09/21 12:00	100	0	1	10	18	0	0	0	0	0	0	29
06/09/21 12:15	100	0	2	15	9	0	0	0	0	0	0	26
06/09/21 12:30	100	0	1	8	22	5	0	0	0	0	0	36
06/09/21 12:45	100	0	2	18	4	0	0	0	0	0	0	24
06/09/21 13:00	100	0	0	20	5	0	0	0	0	0	0	25
06/09/21 13:15	100	0	2	19	14	0	0	0	0	0	0	35
06/09/21 13:30	100	0	0	8	17	3	0	0	0	0	0	28
06/09/21 13:45	100	0	1	6	14	0	1	0	0	0	0	22
06/09/21 14:00	76	3	1	4	4	1	0	0	0	0	0	13
06/09/21 14:15	97	1	6	28	12	1	0	0	0	0	0	48
06/09/21 14:30	97	1	10	19	17	0	0	0	0	0	0	47
06/09/21 14:45	95	2	6	25	7	0	0	0	0	0	0	40
06/09/21 15:00	100	0	1	10	1	1	0	0	0	0	0	13
06/09/21 15:15	100	0	1	38	3	1	0	0	0	0	0	43
06/09/21 15:30	97	1	2	13	22	2	0	0	0	0	0	40
06/09/21 15:45	100	0	4	14	9	0	0	0	0	0	0	27
06/09/21 16:00	95	1	1	9	10	1	0	0	0	0	0	22
06/09/21 16:15	100	0	1	34	26	0	0	0	0	0	0	61
06/09/21 16:30	100	0	4	29	9	0	0	0	0	0	0	42
06/09/21 16:45	100	0	4	33	6	1	0	0	0	0	0	44
06/09/21 17:00	96	1	1	18	11	2	0	0	0	0	0	33
06/09/21 17:15	98	1	11	40	9	1	0	0	0	0	0	62
06/09/21 17:30	100	0	1	22	8	2	0	0	0	0	0	33
06/09/21 17:45	84	7	10	22	4	2	0	0	0	0	0	45
06/09/21 18:00	100	0	8	48	17	0	0	0	0	0	0	73
06/09/21 18:15	100	0	0	36	10	2	0	0	0	0	0	48
06/09/21 18:30	100	0	4	7	22	0	1	0	0	0	0	34
06/09/21 18:45	100	0	0	24	7	0	0	0	0	0	0	31
06/09/21 19:00	100	0	0	8	8	1	0	0	0	0	0	17
06/09/21 19:15	100	0	0	6	20	1	0	0	0	0	0	27
06/09/21 19:30	100	0	1	5	4	0	0	0	0	0	0	10

06/09/21 19:45	100	0	0	4	9	1	0	0	0	0	0	14
06/09/21 20:00	100	0	1	35	10	0	1	0	0	0	0	47
06/09/21 20:15	100	0	0	19	15	0	0	0	0	0	0	34
06/09/21 20:30	100	0	0	5	3	3	0	0	0	0	0	11
06/09/21 20:45	100	0	1	8	2	1	0	0	0	0	0	12
06/09/21 21:00	100	0	1	13	5	0	0	0	0	0	0	19
06/09/21 21:15	100	0	2	5	1	0	0	0	0	0	0	8
06/09/21 21:30	100	0	0	3	2	0	0	0	0	0	0	5
06/09/21 21:45	100	0	1	4	2	0	0	0	0	0	0	7
06/09/21 22:00	100	0	0	2	1	0	0	0	0	0	0	3
06/09/21 22:15	100	0	1	3	1	1	0	0	0	0	0	6
06/09/21 22:30	100	0	1	1	2	0	0	0	0	0	0	4
06/09/21 22:45	100	0	0	2	1	1	0	0	0	0	0	4
06/09/21 23:00	100	0	0	2	3	0	0	0	0	0	0	5
06/09/21 23:15	100	0	0	3	0	0	0	0	0	0	0	3
06/09/21 23:30	100	0	1	1	1	0	0	0	0	0	0	3
06/09/21 23:45	100	0	0	1	0	0	0	0	0	0	0	1
06/10/21 00:00	0	1	0	0	0	0	0	0	0	0	0	1
06/10/21 00:15	100	0	0	3	0	1	0	0	0	0	0	4
06/10/21 00:30	100	0	0	0	1	1	0	0	0	0	0	2
06/10/21 00:45	100	0	0	0	0	1	0	0	0	0	0	1
06/10/21 01:00	100	0	0	1	0	0	0	0	0	0	0	1
06/10/21 01:15	0	0	0	0	0	0	0	0	0	0	0	0
06/10/21 01:30	100	0	0	1	0	0	0	0	0	0	0	1
06/10/21 01:45	0	0	0	0	0	0	0	0	0	0	0	0
06/10/21 02:00	0	0	0	0	0	0	0	0	0	0	0	0
06/10/21 02:15	0	0	0	0	0	0	0	0	0	0	0	0
06/10/21 02:30	100	0	0	0	0	1	0	0	0	0	0	1
06/10/21 02:45	0	0	0	0	0	0	0	0	0	0	0	0
06/10/21 03:00	100	0	1	0	1	0	0	0	0	0	0	2
06/10/21 03:15	100	0	0	0	1	0	0	0	0	0	0	1
06/10/21 03:30	0	0	0	0	0	0	0	0	0	0	0	0
06/10/21 03:45	0	0	0	0	0	0	0	0	0	0	0	0
06/10/21 04:00	100	0	0	0	0	1	0	0	0	0	0	1
06/10/21 04:15	0	0	0	0	0	0	0	0	0	0	0	0
06/10/21 04:30	0	0	0	0	0	0	0	0	0	0	0	0
06/10/21 04:45	100	0	0	0	1	1	0	0	0	0	0	2
06/10/21 05:00	100	0	0	0	0	1	0	0	0	0	0	1
06/10/21 05:15	100	0	1	2	0	0	0	0	0	0	0	3
06/10/21 05:30	100	0	0	1	1	0	0	0	0	0	0	2
06/10/21 05:45	100	0	0	16	2	1	0	0	0	0	0	19
06/10/21 06:00	100	0	0	1	4	0	0	0	0	0	0	5
06/10/21 06:15	100	0	0	15	16	0	0	0	0	0	0	31
06/10/21 06:30	100	0	6	15	20	9	0	0	0	0	0	50
06/10/21 06:45	100	0	0	23	13	1	0	0	0	0	0	37
06/10/21 07:00	100	0	0	15	28	0	0	0	0	0	0	43
06/10/21 07:15	100	0	2	25	27	0	0	0	0	0	0	54
06/10/21 07:30	100	0	3	51	58	2	0	0	0	0	0	114

06/10/21 07:45	100	0	2	44	22	0	0	0	0	0	0	68
06/10/21 08:00	100	0	7	40	30	2	0	0	0	0	0	79
06/10/21 08:15	100	0	15	88	39	1	0	0	0	0	0	143
06/10/21 08:30	99	1	9	86	10	2	0	0	0	0	0	108
06/10/21 08:45	100	0	0	22	11	0	0	0	0	0	0	33
06/10/21 09:00	100	0	0	16	20	2	0	0	0	0	0	38
06/10/21 09:15	98	1	5	56	5	1	0	0	0	0	0	68
06/10/21 09:30	100	0	4	26	8	0	0	0	0	0	0	38
06/10/21 09:45	100	0	0	17	8	0	0	0	0	0	0	25
06/10/21 10:00	95	1	4	16	1	1	0	0	0	0	0	23
06/10/21 10:15	97	1	2	43	3	0	0	0	0	0	0	49
06/10/21 10:30	96	1	0	6	16	3	0	0	0	0	0	26
06/10/21 10:45	100	0	1	23	6	1	0	0	0	0	0	31
06/10/21 11:00	94	1	2	11	3	0	0	0	0	0	0	17
06/10/21 11:15	100	0	0	17	8	0	0	0	0	0	0	25
06/10/21 11:30	100	0	0	8	6	0	0	0	0	0	0	14
06/10/21 11:45	100	0	2	11	7	0	0	0	0	0	0	20
06/10/21 12:00	95	1	5	13	3	0	0	0	0	0	0	22
06/10/21 12:15	66	18	5	24	6	0	0	0	0	0	0	53
06/10/21 12:30	100	0	9	7	4	1	0	0	0	0	0	21
06/10/21 12:45	95	1	2	13	6	0	0	0	0	0	0	22
06/10/21 13:00	100	0	1	32	3	0	0	0	0	0	0	36
06/10/21 13:15	100	0	14	32	7	0	0	0	0	0	0	53
06/10/21 13:30	97	1	5	15	13	1	0	0	0	0	0	35
06/10/21 13:45	100	0	1	14	4	1	0	0	0	0	0	20
06/10/21 14:00	100	0	7	18	5	1	0	0	0	0	0	31
06/10/21 14:15	96	1	1	27	4	0	0	0	0	0	0	33
06/10/21 14:30	100	0	7	24	7	0	0	0	0	0	0	38
06/10/21 14:45	96	2	8	29	24	0	0	0	0	0	0	63
06/10/21 15:00	91	2	9	11	1	0	0	0	0	0	0	23
06/10/21 15:15	91	5	9	18	28	0	0	0	0	0	0	60
06/10/21 15:30	96	2	3	39	9	0	0	0	0	0	0	53
06/10/21 15:45	100	0	4	17	11	0	0	0	0	0	0	32
06/10/21 16:00	100	0	2	29	3	1	0	0	0	0	0	35
06/10/21 16:15	98	1	4	28	33	2	0	0	0	0	0	68
06/10/21 16:30	100	0	4	26	23	0	0	0	0	0	0	53
06/10/21 16:45	97	2	7	54	26	0	0	0	0	0	0	89
06/10/21 17:00	100	0	5	51	28	0	0	0	0	0	0	84
06/10/21 17:15	100	0	13	38	9	0	0	0	0	0	0	60
06/10/21 17:30	100	0	1	26	22	2	0	0	0	0	0	51
06/10/21 17:45	100	0	7	26	13	1	0	0	0	0	0	47
06/10/21 18:00	97	1	3	13	12	6	0	0	0	0	0	35
06/10/21 18:15	100	0	2	16	5	1	0	0	0	0	0	24
06/10/21 18:30	97	1	7	23	6	0	0	0	0	0	0	37
06/10/21 18:45	100	0	3	6	6	0	0	0	0	0	0	15
06/10/21 19:00	100	0	4	11	1	0	0	0	0	0	0	16
06/10/21 19:15	100	0	8	15	7	0	0	0	0	0	0	30
06/10/21 19:30	100	0	1	32	13	0	0	0	0	0	0	46

06/10/21 19:45	100	0	2	21	5	0	0	0	0	0	0	28
06/10/21 20:00	100	0	2	7	8	1	0	0	0	0	0	18
06/10/21 20:15	100	0	2	6	7	0	0	0	0	0	0	15
06/10/21 20:30	100	0	0	8	18	0	0	0	0	0	0	26
06/10/21 20:45	100	0	2	20	5	0	0	0	0	0	0	27
06/10/21 21:00	100	0	0	25	4	1	0	0	0	0	0	30
06/10/21 21:15	100	0	0	49	8	0	0	0	0	0	0	57
06/10/21 21:30	100	0	1	18	1	0	0	0	0	0	0	20
06/10/21 21:45	100	0	3	6	1	0	0	0	0	0	0	10
06/10/21 22:00	100	0	1	7	3	0	0	0	0	0	0	11
06/10/21 22:15	100	0	0	1	1	0	0	0	0	0	0	2
06/10/21 22:30	100	0	0	6	0	1	0	0	0	0	0	7
06/10/21 22:45	100	0	1	3	4	1	0	0	0	0	0	9
06/10/21 23:00	100	0	0	2	2	0	0	0	0	0	0	4
06/10/21 23:15	100	0	0	1	1	0	0	0	0	0	0	2
06/10/21 23:30	100	0	0	1	1	0	0	0	0	0	0	2
06/10/21 23:45	100	0	0	0	0	1	1	0	0	0	0	2

Lowest Speeds Summary Report

Title/Location: 38Nixon
Sign Address: 99301121030002

Measurement Period: 04/26/21 12:00:00 AM to 05/14/21 09:30:00 AM
Reporting Period: 04/26/21 12:00:00 AM to 05/14/21 09:30:00 AM

Total number of vehicles: 24288
Posted Speed Limit: 25 MPH
25th Percentile Speed: 24 MPH
Total Vehicles For:
Below 21: 1158
33 - 38: 3054
51 - 56: 0
Above 69: 0

Lowest Log Speed Setting: 15 MPH
Average Speed: 28 MPH
50th Percentile Speed: 29 MPH

21 - 26: 7076
39 - 44: 230
57 - 62: 0

Highest Log Speed Setting: 75 MPH
85th Percentile Speed: 32 MPH

27 - 32: 12763
45 - 50: 7
63 - 68: 0

Highest Speeds Summary Report

Title/Location:
Sign Address: 99301121030001

Measurement Period: 04/26/21 12:00:01 AM to 05/14/21 09:00:02 AM
Reporting Period: 04/26/21 12:00:01 AM to 05/14/21 09:00:02 AM

Total number of vehicles: 21046
Posted Speed Limit: 25 MPH
25th Percentile Speed: 27 MPH
Total Vehicles For:
Below 21: 322
33 - 38: 3248
51 - 56: 1
Above 69: 0

Lowest Log Speed Setting: 15 MPH
Average Speed: 30 MPH
50th Percentile Speed: 29 MPH

21 - 26: 3990
39 - 44: 188
57 - 62: 1

Highest Log Speed Setting: 75 MPH
85th Percentile Speed: 33 MPH

27 - 32: 13286
45 - 50: 10
63 - 68: 0

09/14/21 07:45	53	7	7	1	0	0	0	0	0	0	0	15
09/14/21 08:00	47	10	7	2	0	0	0	0	0	0	0	19
09/14/21 08:15	58	12	10	7	0	0	0	0	0	0	0	29
09/14/21 08:30	66	7	8	6	0	0	0	0	0	0	0	21
09/14/21 08:45	71	6	10	5	0	0	0	0	0	0	0	21
09/14/21 09:00	62	10	11	6	0	0	0	0	0	0	0	27
09/14/21 09:15	36	7	4	0	0	0	0	0	0	0	0	11
09/14/21 09:30	21	22	6	0	0	0	0	0	0	0	0	28
09/14/21 09:45	66	10	9	4	7	0	0	0	0	0	0	30
09/14/21 10:00	75	7	18	4	0	0	0	0	0	0	0	29
09/14/21 10:15	65	15	19	7	3	0	0	0	0	0	0	44
09/14/21 10:30	44	5	4	0	0	0	0	0	0	0	0	9
09/14/21 10:45	70	8	8	11	0	0	0	0	0	0	0	27
09/14/21 11:00	57	8	7	4	0	0	0	0	0	0	0	19
09/14/21 11:15	65	9	17	0	0	0	0	0	0	0	0	26
09/14/21 11:30	58	10	11	3	0	0	0	0	0	0	0	24
09/14/21 11:45	48	14	13	0	0	0	0	0	0	0	0	27
09/14/21 12:00	50	7	4	3	0	0	0	0	0	0	0	14
09/14/21 12:15	65	7	5	8	0	0	0	0	0	0	0	20
09/14/21 12:30	78	6	10	12	0	0	0	0	0	0	0	28
09/14/21 12:45	36	14	6	2	0	0	0	0	0	0	0	22
09/14/21 13:00	70	9	12	8	1	0	0	0	0	0	0	30
09/14/21 13:15	50	7	7	0	0	0	0	0	0	0	0	14
09/14/21 13:30	66	3	6	0	0	0	0	0	0	0	0	9
09/14/21 13:45	52	12	10	3	0	0	0	0	0	0	0	25
09/14/21 14:00	25	12	4	0	0	0	0	0	0	0	0	16
09/14/21 14:15	68	9	10	10	0	0	0	0	0	0	0	29
09/14/21 14:30	75	8	17	7	0	0	0	0	0	0	0	32
09/14/21 14:45	82	4	10	9	0	0	0	0	0	0	0	23
09/14/21 15:00	5	18	1	0	0	0	0	0	0	0	0	19
09/14/21 15:15	70	12	11	18	0	0	0	0	0	0	0	41
09/14/21 15:30	58	13	7	11	0	0	0	0	0	0	0	31
09/14/21 15:45	70	9	13	9	0	0	0	0	0	0	0	31
09/14/21 16:00	60	11	12	5	0	0	0	0	0	0	0	28
09/14/21 16:15	58	13	10	8	0	0	0	0	0	0	0	31
09/14/21 16:30	62	22	27	10	0	0	0	0	0	0	0	59
09/14/21 16:45	52	20	15	7	0	0	0	0	0	0	0	42
09/14/21 17:00	78	11	19	20	2	0	0	0	0	0	0	52
09/14/21 17:15	78	10	15	22	0	0	0	0	0	0	0	47
09/14/21 17:30	51	16	11	6	0	0	0	0	0	0	0	33
09/14/21 17:45	58	10	12	2	0	0	0	0	0	0	0	24
09/14/21 18:00	82	7	18	11	4	0	0	0	0	0	0	40
09/14/21 18:15	80	5	14	6	0	0	0	0	0	0	0	25
09/14/21 18:30	82	14	19	40	8	0	0	0	0	0	0	81
09/14/21 18:45	73	11	10	19	0	1	0	0	0	0	0	41
09/14/21 19:00	71	8	6	14	0	0	0	0	0	0	0	28
09/14/21 19:15	80	11	27	17	0	0	0	0	0	0	0	55
09/14/21 19:30	54	10	11	1	0	0	0	0	0	0	0	22

09/13/21 07:45	100	0	1	8	3	0	0	0	0	0	0	12
09/13/21 08:00	92	1	5	8	0	0	0	0	0	0	0	14
09/13/21 08:15	100	0	3	17	3	0	0	0	0	0	0	23
09/13/21 08:30	100	0	4	3	2	0	0	0	0	0	0	9
09/13/21 08:45	100	0	4	17	2	0	0	0	0	0	0	23
09/13/21 09:00	81	2	2	5	1	1	0	0	0	0	0	11
09/13/21 09:15	100	0	4	8	1	0	0	0	0	0	0	13
09/13/21 09:30	100	0	4	19	0	0	0	0	0	0	0	23
09/13/21 09:45	100	0	1	12	1	0	0	0	0	0	0	14
09/13/21 10:00	100	0	4	8	2	0	0	0	0	0	0	14
09/13/21 10:15	84	2	3	6	2	0	0	0	0	0	0	13
09/13/21 10:30	100	0	7	15	0	0	0	0	0	0	0	22
09/13/21 10:45	100	0	3	7	2	0	0	0	0	0	0	12
09/13/21 11:00	100	0	3	10	1	0	0	0	0	0	0	14
09/13/21 11:15	100	0	3	9	1	0	0	0	0	0	0	13
09/13/21 11:30	81	2	6	3	0	0	0	0	0	0	0	11
09/13/21 11:45	91	1	5	5	1	0	0	0	0	0	0	12
09/13/21 12:00	100	0	4	14	0	0	0	0	0	0	0	18
09/13/21 12:15	100	0	3	15	3	0	0	0	0	0	0	21
09/13/21 12:30	100	0	5	19	0	0	0	0	0	0	0	24
09/13/21 12:45	93	1	3	11	1	0	0	0	0	0	0	16
09/13/21 13:00	90	1	3	5	1	1	0	0	0	0	0	11
09/13/21 13:15	100	0	5	4	0	0	0	0	0	0	0	9
09/13/21 13:30	100	0	4	7	2	0	0	0	0	0	0	13
09/13/21 13:45	95	1	10	7	3	0	0	0	0	0	0	21
09/13/21 14:00	88	3	12	8	2	0	0	0	0	0	0	25
09/13/21 14:15	100	0	8	6	0	0	0	0	0	0	0	14
09/13/21 14:30	100	0	3	6	3	0	0	0	0	0	0	12
09/13/21 14:45	100	0	5	3	1	0	0	0	0	0	0	9
09/13/21 15:00	98	1	31	19	3	0	0	0	0	0	0	54
09/13/21 15:15	97	1	21	17	1	0	0	0	0	0	0	40
09/13/21 15:30	96	1	3	16	8	0	0	0	0	0	0	28
09/13/21 15:45	90	4	16	19	5	0	0	0	0	0	0	44
09/13/21 16:00	100	0	6	17	7	0	0	0	0	0	0	30
09/13/21 16:15	100	0	7	20	9	0	0	0	0	0	0	36
09/13/21 16:30	100	0	5	16	4	0	0	0	0	0	0	25
09/13/21 16:45	100	0	17	45	3	0	0	0	0	0	0	65
09/13/21 17:00	100	0	12	37	0	0	0	0	0	0	0	49
09/13/21 17:15	100	0	9	31	5	0	0	0	0	0	0	45
09/13/21 17:30	96	2	12	51	0	0	0	0	0	0	0	65
09/13/21 17:45	100	0	12	9	2	0	0	0	0	0	0	23
09/13/21 18:00	96	2	22	19	10	0	0	0	0	0	0	53
09/13/21 18:15	93	3	6	37	0	0	0	0	0	0	0	46
09/13/21 18:30	100	0	9	47	1	0	0	0	0	0	0	57
09/13/21 18:45	100	0	4	15	2	0	0	0	0	0	0	21
09/13/21 19:00	100	0	4	16	1	0	0	0	0	0	0	21
09/13/21 19:15	100	0	2	17	10	0	0	0	0	0	0	29
09/13/21 19:30	100	0	5	14	5	0	0	0	0	0	0	24

09/14/21 07:45	100	0	6	6	3	0	0	0	0	0	0	15
09/14/21 08:00	84	3	5	9	2	0	0	0	0	0	0	19
09/14/21 08:15	93	2	8	18	1	0	0	0	0	0	0	29
09/14/21 08:30	100	0	2	19	0	0	0	0	0	0	0	21
09/14/21 08:45	100	0	1	19	1	0	0	0	0	0	0	21
09/14/21 09:00	88	3	9	13	2	0	0	0	0	0	0	27
09/14/21 09:15	100	0	2	8	1	0	0	0	0	0	0	11
09/14/21 09:30	57	12	7	8	1	0	0	0	0	0	0	28
09/14/21 09:45	100	0	7	13	10	0	0	0	0	0	0	30
09/14/21 10:00	100	0	11	14	4	0	0	0	0	0	0	29
09/14/21 10:15	93	3	18	16	7	0	0	0	0	0	0	44
09/14/21 10:30	100	0	4	5	0	0	0	0	0	0	0	9
09/14/21 10:45	100	0	8	19	0	0	0	0	0	0	0	27
09/14/21 11:00	100	0	6	12	1	0	0	0	0	0	0	19
09/14/21 11:15	100	0	11	15	0	0	0	0	0	0	0	26
09/14/21 11:30	100	0	9	10	5	0	0	0	0	0	0	24
09/14/21 11:45	96	1	17	9	0	0	0	0	0	0	0	27
09/14/21 12:00	92	1	3	6	4	0	0	0	0	0	0	14
09/14/21 12:15	95	1	4	14	1	0	0	0	0	0	0	20
09/14/21 12:30	100	0	2	24	2	0	0	0	0	0	0	28
09/14/21 12:45	86	3	8	11	0	0	0	0	0	0	0	22
09/14/21 13:00	90	3	6	15	6	0	0	0	0	0	0	30
09/14/21 13:15	100	0	4	8	2	0	0	0	0	0	0	14
09/14/21 13:30	100	0	5	4	0	0	0	0	0	0	0	9
09/14/21 13:45	100	0	7	16	2	0	0	0	0	0	0	25
09/14/21 14:00	93	1	7	8	0	0	0	0	0	0	0	16
09/14/21 14:15	100	0	7	21	1	0	0	0	0	0	0	29
09/14/21 14:30	100	0	9	18	5	0	0	0	0	0	0	32
09/14/21 14:45	95	1	1	17	4	0	0	0	0	0	0	23
09/14/21 15:00	68	6	6	7	0	0	0	0	0	0	0	19
09/14/21 15:15	100	0	7	32	2	0	0	0	0	0	0	41
09/14/21 15:30	93	2	2	22	4	1	0	0	0	0	0	31
09/14/21 15:45	96	1	4	23	3	0	0	0	0	0	0	31
09/14/21 16:00	96	1	9	16	2	0	0	0	0	0	0	28
09/14/21 16:15	100	0	2	26	3	0	0	0	0	0	0	31
09/14/21 16:30	94	3	21	32	3	0	0	0	0	0	0	59
09/14/21 16:45	80	8	11	22	1	0	0	0	0	0	0	42
09/14/21 17:00	100	0	13	31	8	0	0	0	0	0	0	52
09/14/21 17:15	97	1	8	38	0	0	0	0	0	0	0	47
09/14/21 17:30	96	1	8	18	6	0	0	0	0	0	0	33
09/14/21 17:45	100	0	5	17	2	0	0	0	0	0	0	24
09/14/21 18:00	97	1	7	24	5	2	1	0	0	0	0	40
09/14/21 18:15	100	0	4	17	4	0	0	0	0	0	0	25
09/14/21 18:30	100	0	12	59	10	0	0	0	0	0	0	81
09/14/21 18:45	100	0	4	34	2	0	1	0	0	0	0	41
09/14/21 19:00	100	0	4	23	1	0	0	0	0	0	0	28
09/14/21 19:15	96	2	18	32	3	0	0	0	0	0	0	55
09/14/21 19:30	100	0	10	9	3	0	0	0	0	0	0	22

09/14/21 19:45	96	1	7	17	2	0	0	0	0	0	0	27
09/14/21 20:00	88	1	2	4	2	0	0	0	0	0	0	9
09/14/21 20:15	100	0	1	8	2	0	0	0	0	0	0	11
09/14/21 20:30	100	0	1	3	2	0	0	0	0	0	0	6
09/14/21 20:45	100	0	1	5	1	0	0	0	0	0	0	7
09/14/21 21:00	100	0	1	5	0	0	0	0	0	0	0	6
09/14/21 21:15	100	0	1	10	1	0	0	0	0	0	0	12
09/14/21 21:30	100	0	3	4	3	0	0	0	0	0	0	10
09/14/21 21:45	100	0	1	6	2	0	0	0	0	0	0	9
09/14/21 22:00	100	0	5	4	1	0	0	0	0	0	0	10
09/14/21 22:15	100	0	2	2	1	0	0	0	0	0	0	5
09/14/21 22:30	100	0	1	5	0	0	0	0	0	0	0	6
09/14/21 22:45	100	0	3	3	0	0	0	0	0	0	0	6
09/14/21 23:00	100	0	1	2	0	0	0	0	0	0	0	3
09/14/21 23:15	100	0	2	1	1	0	0	0	0	0	0	4
09/14/21 23:30	100	0	2	3	0	0	0	0	0	0	0	5
09/14/21 23:45	100	0	0	1	1	0	0	0	0	0	0	2
09/15/21 00:00	0	0	0	0	0	0	0	0	0	0	0	0
09/15/21 00:15	100	0	1	0	1	0	0	0	0	0	0	2
09/15/21 00:30	100	0	1	0	0	0	0	0	0	0	0	1
09/15/21 00:45	0	0	0	0	0	0	0	0	0	0	0	0
09/15/21 01:00	100	0	1	0	0	0	0	0	0	0	0	1
09/15/21 01:15	0	0	0	0	0	0	0	0	0	0	0	0
09/15/21 01:30	0	0	0	0	0	0	0	0	0	0	0	0
09/15/21 01:45	0	0	0	0	0	0	0	0	0	0	0	0
09/15/21 02:00	0	0	0	0	0	0	0	0	0	0	0	0
09/15/21 02:15	100	0	0	1	0	0	0	0	0	0	0	1
09/15/21 02:30	0	0	0	0	0	0	0	0	0	0	0	0
09/15/21 02:45	0	0	0	0	0	0	0	0	0	0	0	0
09/15/21 03:00	0	0	0	0	0	0	0	0	0	0	0	0
09/15/21 03:15	0	0	0	0	0	0	0	0	0	0	0	0
09/15/21 03:30	0	0	0	0	0	0	0	0	0	0	0	0
09/15/21 03:45	100	0	0	1	0	0	0	0	0	0	0	1
09/15/21 04:00	0	0	0	0	0	0	0	0	0	0	0	0
09/15/21 04:15	100	0	1	1	1	0	0	0	0	0	0	3
09/15/21 04:30	0	0	0	0	0	0	0	0	0	0	0	0
09/15/21 04:45	100	0	0	2	1	0	0	0	0	0	0	3
09/15/21 05:00	100	0	1	0	2	0	0	0	0	0	0	3
09/15/21 05:15	100	0	0	1	1	0	0	0	0	0	0	2
09/15/21 05:30	100	0	0	3	0	0	0	0	0	0	0	3
09/15/21 05:45	100	0	0	2	2	0	0	0	0	0	0	4
09/15/21 06:00	100	0	0	1	0	0	0	0	0	0	0	1
09/15/21 06:15	100	0	1	5	1	0	0	0	0	0	0	7
09/15/21 06:30	100	0	3	2	2	0	0	0	0	0	0	7
09/15/21 06:45	100	0	1	11	5	0	0	0	0	0	0	17
09/15/21 07:00	100	0	6	22	10	0	0	0	0	0	0	38
09/15/21 07:15	100	0	1	18	3	0	0	0	0	0	0	22
09/15/21 07:30	100	0	7	4	2	0	0	0	0	0	0	13

09/15/21 07:45	100	0	16	19	1	0	0	0	0	0	0	36
09/15/21 08:00	100	0	2	9	1	0	0	0	0	0	0	12
09/15/21 08:15	69	12	9	18	0	0	0	0	0	0	0	39
09/15/21 08:30	94	2	15	15	3	0	0	0	0	0	0	35
09/15/21 08:45	100	0	0	6	3	0	0	0	0	0	0	9
09/15/21 09:00	92	1	6	5	2	0	0	0	0	0	0	14
09/15/21 09:15	80	4	9	8	0	0	0	0	0	0	0	21
09/15/21 09:30	100	0	3	15	2	0	0	0	0	0	0	20
09/15/21 09:45	100	0	3	6	1	0	0	0	0	0	0	10
09/15/21 10:00	100	0	7	16	0	0	0	0	0	0	0	23
09/15/21 10:15	100	0	4	20	2	0	0	0	0	0	0	26
09/15/21 10:30	92	1	6	7	0	0	0	0	0	0	0	14
09/15/21 10:45	100	0	7	7	1	0	0	0	0	0	0	15
09/15/21 11:00	92	1	1	12	0	0	0	0	0	0	0	14
09/15/21 11:15	100	0	6	12	1	0	0	0	0	0	0	19
09/15/21 11:30	100	0	8	16	5	0	0	0	0	0	0	29
09/15/21 11:45	100	0	4	13	0	0	0	0	0	0	0	17
09/15/21 12:00	89	4	10	15	9	0	0	0	0	0	0	38
09/15/21 12:15	100	0	4	13	1	0	0	0	0	0	0	18
09/15/21 12:30	100	0	4	6	2	0	0	0	0	0	0	12
09/15/21 12:45	95	1	9	9	2	0	0	0	0	0	0	21
09/15/21 13:00	100	0	3	7	3	0	0	0	0	0	0	13
09/15/21 13:15	100	0	9	15	0	0	0	0	0	0	0	24
09/15/21 13:30	100	0	6	4	0	1	0	0	0	0	0	11
09/15/21 13:45	100	0	9	13	5	0	0	0	0	0	0	27
09/15/21 14:00	88	2	8	7	1	0	0	0	0	0	0	18
09/15/21 14:15	92	2	7	14	2	0	0	0	0	0	0	25
09/15/21 14:30	100	0	4	8	4	0	0	0	0	0	0	16
09/15/21 14:45	100	0	9	19	1	0	0	0	0	0	0	29
09/15/21 15:00	93	2	6	17	8	0	0	0	0	0	0	33
09/15/21 15:15	95	1	9	11	1	0	0	0	0	0	0	22
09/15/21 15:30	100	0	9	16	1	0	0	0	0	0	0	26
09/15/21 15:45	94	1	5	6	5	0	0	0	0	0	0	17
09/15/21 16:00	87	12	15	64	4	0	0	0	0	0	0	95
09/15/21 16:15	100	0	1	26	5	0	0	0	0	0	0	32
09/15/21 16:30	100	0	16	50	6	0	0	0	0	0	0	72
09/15/21 16:45	97	1	8	34	4	0	0	0	0	0	0	47
09/15/21 17:00	89	6	2	42	8	0	0	0	0	0	0	58
09/15/21 17:15	97	1	7	25	6	0	0	0	0	0	0	39
09/15/21 17:30	100	0	21	27	0	0	0	0	0	0	0	48
09/15/21 17:45	96	1	3	22	5	0	0	0	0	0	0	31
09/15/21 18:00	100	0	4	12	1	0	0	0	0	0	0	17
09/15/21 18:15	95	1	3	14	5	0	0	0	0	0	0	23
09/15/21 18:30	100	0	4	29	2	0	0	0	0	0	0	35
09/15/21 18:45	96	1	9	13	1	1	0	0	0	0	0	25
09/15/21 19:00	100	0	4	13	10	0	0	0	0	0	0	27
09/15/21 19:15	100	0	4	7	0	0	0	0	0	0	0	11
09/15/21 19:30	100	0	9	10	1	0	0	0	0	0	0	20

09/15/21 19:45	95	1	8	10	3	0	0	0	0	0	0	22
09/15/21 20:00	100	0	3	11	2	0	0	0	1	0	0	17
09/15/21 20:15	100	0	3	6	1	0	0	0	0	0	0	10
09/15/21 20:30	100	0	1	16	2	1	0	0	0	0	0	20
09/15/21 20:45	100	0	0	4	3	1	0	0	0	0	0	8
09/15/21 21:00	100	0	2	1	1	0	0	0	0	0	0	4
09/15/21 21:15	100	0	1	16	0	0	0	0	0	0	0	17
09/15/21 21:30	100	0	0	5	3	0	0	0	0	0	0	8
09/15/21 21:45	100	0	0	3	1	0	0	0	0	0	0	4
09/15/21 22:00	100	0	6	1	1	0	0	0	0	0	0	8
09/15/21 22:15	100	0	0	4	0	0	0	0	0	0	0	4
09/15/21 22:30	100	0	0	3	0	0	0	0	0	0	0	3
09/15/21 22:45	100	0	1	1	0	0	0	0	0	0	0	2
09/15/21 23:00	0	0	0	0	0	0	0	0	0	0	0	0
09/15/21 23:15	100	0	0	3	1	0	0	0	0	0	0	4
09/15/21 23:30	100	0	1	1	2	0	0	0	0	0	0	4
09/15/21 23:45	100	0	0	10	0	0	0	0	0	0	0	10
09/16/21 00:00	0	0	0	0	0	0	0	0	0	0	0	0
09/16/21 00:15	100	0	0	2	1	0	0	0	0	0	0	3
09/16/21 00:30	100	0	0	1	1	0	0	0	0	0	0	2
09/16/21 00:45	0	0	0	0	0	0	0	0	0	0	0	0
09/16/21 01:00	0	0	0	0	0	0	0	0	0	0	0	0
09/16/21 01:15	100	0	0	1	0	0	0	0	0	0	0	1
09/16/21 01:30	0	0	0	0	0	0	0	0	0	0	0	0
09/16/21 01:45	0	0	0	0	0	0	0	0	0	0	0	0
09/16/21 02:00	0	0	0	0	0	0	0	0	0	0	0	0
09/16/21 02:15	100	0	1	0	0	0	0	0	0	0	0	1
09/16/21 02:30	0	0	0	0	0	0	0	0	0	0	0	0
09/16/21 02:45	0	0	0	0	0	0	0	0	0	0	0	0
09/16/21 03:00	0	0	0	0	0	0	0	0	0	0	0	0
09/16/21 03:15	0	0	0	0	0	0	0	0	0	0	0	0
09/16/21 03:30	0	0	0	0	0	0	0	0	0	0	0	0
09/16/21 03:45	100	0	0	1	0	0	0	0	0	0	0	1
09/16/21 04:00	0	0	0	0	0	0	0	0	0	0	0	0
09/16/21 04:15	100	0	0	0	1	0	0	0	0	0	0	1
09/16/21 04:30	0	0	0	0	0	0	0	0	0	0	0	0
09/16/21 04:45	0	0	0	0	0	0	0	0	0	0	0	0
09/16/21 05:00	100	0	0	1	0	0	0	0	0	0	0	1
09/16/21 05:15	100	0	1	1	1	0	0	0	0	0	0	3
09/16/21 05:30	100	0	0	1	0	0	0	0	0	0	0	1
09/16/21 05:45	100	0	1	1	0	0	0	0	0	0	0	2
09/16/21 06:00	100	0	0	7	0	0	0	0	0	0	0	7
09/16/21 06:15	100	0	0	1	0	0	0	0	0	0	0	1
09/16/21 06:30	83	1	1	3	1	0	0	0	0	0	0	6
09/16/21 06:45	100	0	4	9	4	0	0	0	0	0	0	17
09/16/21 07:00	100	0	3	11	3	1	0	0	0	0	0	18
09/16/21 07:15	100	0	5	23	1	0	0	0	0	0	0	29
09/16/21 07:30	100	0	5	5	3	0	0	0	0	0	0	13

09/16/21 19:45	95	1	2	17	2	0	0	0	0	0	0	22
09/16/21 20:00	100	0	4	10	2	0	0	0	0	0	0	16
09/16/21 20:15	100	0	3	7	2	1	0	0	0	0	0	13
09/16/21 20:30	100	0	5	4	0	0	0	0	0	0	0	9
09/16/21 20:45	100	0	2	9	1	0	0	0	0	0	0	12
09/16/21 21:00	80	1	1	3	0	0	0	0	0	0	0	5
09/16/21 21:15	100	0	2	3	0	0	0	0	0	0	0	5
09/16/21 21:30	100	0	6	10	1	0	0	0	0	0	0	17
09/16/21 21:45	100	0	7	3	1	0	0	0	0	0	0	11
09/16/21 22:00	100	0	12	4	1	0	0	0	0	0	0	17
09/16/21 22:15	100	0	2	5	1	0	0	0	0	0	0	8
09/16/21 22:30	0	0	0	0	0	0	0	0	0	0	0	0
09/16/21 22:45	100	0	1	1	0	0	0	0	0	0	0	2
09/16/21 23:00	100	0	0	2	0	0	0	0	0	0	0	2
09/16/21 23:15	100	0	0	0	1	0	0	1	0	0	0	2
09/16/21 23:30	100	0	2	1	0	0	0	0	0	0	0	3
09/16/21 23:45	100	0	0	2	0	0	0	0	0	0	0	2
09/17/21 00:00	100	0	1	0	0	0	0	0	0	0	0	1
09/17/21 00:15	100	0	0	0	1	0	0	0	0	0	0	1
09/17/21 00:30	100	0	1	0	0	0	0	0	0	0	0	1
09/17/21 00:45	0	1	0	0	0	0	0	0	0	0	0	1
09/17/21 01:00	100	0	0	0	0	1	0	0	0	0	0	1
09/17/21 01:15	0	0	0	0	0	0	0	0	0	0	0	0
09/17/21 01:30	0	0	0	0	0	0	0	0	0	0	0	0
09/17/21 01:45	100	0	0	0	0	1	0	0	0	0	0	1
09/17/21 02:00	0	0	0	0	0	0	0	0	0	0	0	0
09/17/21 02:15	100	0	0	1	0	0	0	0	0	0	0	1
09/17/21 02:30	0	0	0	0	0	0	0	0	0	0	0	0
09/17/21 02:45	0	0	0	0	0	0	0	0	0	0	0	0
09/17/21 03:00	0	0	0	0	0	0	0	0	0	0	0	0
09/17/21 03:15	0	0	0	0	0	0	0	0	0	0	0	0
09/17/21 03:30	100	0	0	0	1	0	0	0	0	0	0	1
09/17/21 03:45	100	0	0	1	0	0	0	0	0	0	0	1
09/17/21 04:00	100	0	0	1	0	0	0	0	0	0	0	1
09/17/21 04:15	0	0	0	0	0	0	0	0	0	0	0	0
09/17/21 04:30	100	0	0	2	0	0	0	0	0	0	0	2
09/17/21 04:45	100	0	0	1	1	0	0	0	0	0	0	2
09/17/21 05:00	100	0	0	1	0	0	0	0	0	0	0	1
09/17/21 05:15	100	0	0	0	1	0	0	0	0	0	0	1
09/17/21 05:30	100	0	0	3	1	0	0	0	0	0	0	4
09/17/21 05:45	100	0	2	1	1	0	0	0	0	0	0	4
09/17/21 06:00	100	0	0	3	2	1	0	0	0	0	0	6
09/17/21 06:15	100	0	1	6	1	0	0	0	0	0	0	8
09/17/21 06:30	100	0	1	1	0	0	0	0	0	0	0	2
09/17/21 06:45	100	0	7	8	3	0	0	0	0	0	0	18
09/17/21 07:00	94	1	5	12	1	0	0	0	0	0	0	19
09/17/21 07:15	100	0	6	18	1	0	0	0	0	0	0	25
09/17/21 07:30	87	2	6	7	1	0	0	0	0	0	0	16

09/17/21 07:45	100	0	1	19	6	0	0	0	0	0	0	26
09/17/21 08:00	100	0	5	14	2	0	0	0	0	0	0	21
09/17/21 08:15	94	1	5	11	1	0	0	0	0	0	0	18
09/17/21 08:30	95	1	14	9	0	0	0	0	0	0	0	24
09/17/21 08:45	100	0	1	8	1	0	0	0	0	0	0	10
09/17/21 09:00	75	7	4	13	4	0	0	0	0	0	0	28
09/17/21 09:15	100	0	1	10	2	0	0	0	0	0	0	13
09/17/21 09:30	92	1	2	9	1	0	0	0	0	0	0	13
09/17/21 09:45	76	4	2	9	2	0	0	0	0	0	0	17
09/17/21 10:00	100	0	2	6	0	0	0	0	0	0	0	8
09/17/21 10:15	100	0	4	20	3	1	0	0	0	0	0	28
09/17/21 10:30	100	0	13	22	1	0	0	0	0	0	0	36
09/17/21 10:45	100	0	6	17	0	0	0	0	0	0	0	23
09/17/21 11:00	100	0	6	5	1	0	0	0	0	0	0	12
09/17/21 11:15	100	0	1	14	3	0	0	0	0	0	0	18
09/17/21 11:30	86	2	2	8	3	0	0	0	0	0	0	15
09/17/21 11:45	100	0	7	7	1	0	0	0	0	0	0	15
09/17/21 12:00	87	2	5	7	2	0	0	0	0	0	0	16
09/17/21 12:15	91	3	14	19	0	0	0	0	0	0	0	36
09/17/21 12:30	100	0	9	13	4	0	0	0	0	0	0	26
09/17/21 12:45	59	9	3	9	1	0	0	0	0	0	0	22
09/17/21 13:00	94	1	5	9	4	0	0	0	0	0	0	19
09/17/21 13:15	100	0	3	16	6	0	0	0	0	0	0	25
09/17/21 13:30	100	0	8	26	13	0	0	0	0	0	0	47
09/17/21 13:45	100	0	9	22	3	0	0	0	0	0	0	34
09/17/21 14:00	100	0	9	17	0	0	0	0	0	0	0	26
09/17/21 14:15	95	1	5	8	9	0	0	0	0	0	0	23
09/17/21 14:30	100	0	3	7	3	0	0	0	0	0	0	13
09/17/21 14:45	96	1	16	12	3	0	0	0	0	0	0	32
09/17/21 15:00	100	0	7	26	5	0	0	0	0	0	0	38
09/17/21 15:15	100	0	6	29	9	0	0	0	0	0	0	44
09/17/21 15:30	95	2	12	30	1	0	0	0	0	0	0	45
09/17/21 15:45	98	1	12	45	3	0	0	0	0	0	0	61
09/17/21 16:00	94	1	2	9	7	0	0	0	0	0	0	19
09/17/21 16:15	98	1	20	36	14	0	0	0	0	0	0	71
09/17/21 16:30	100	0	3	11	1	0	0	0	0	0	0	15
09/17/21 16:45	97	1	8	21	15	0	0	0	0	0	0	45
09/17/21 17:00	95	2	18	19	1	0	0	0	0	0	0	40
09/17/21 17:15	100	0	10	30	3	0	0	0	0	0	0	43
09/17/21 17:30	98	1	21	35	7	0	0	0	0	0	0	64
09/17/21 17:45	98	1	19	38	4	0	0	0	0	0	0	62
09/17/21 18:00	100	0	8	31	5	0	0	0	0	0	0	44
09/17/21 18:15	86	5	5	18	8	0	0	0	0	0	0	36
09/17/21 18:30	100	0	14	34	5	0	0	0	0	0	0	53
09/17/21 18:45	85	5	12	16	2	0	0	0	0	0	0	35
09/17/21 19:00	100	0	3	12	4	0	0	0	0	0	0	19
09/17/21 19:15	100	0	5	11	1	0	0	0	0	0	0	17
09/17/21 19:30	90	1	4	3	2	0	0	0	0	0	0	10

09/17/21 19:45	100	0	9	5	1	0	0	0	0	0	0	15
09/17/21 20:00	91	1	2	7	2	0	0	0	0	0	0	12
09/17/21 20:15	100	0	2	21	7	0	0	0	0	0	0	30
09/17/21 20:30	100	0	3	5	2	0	0	0	0	0	0	10
09/17/21 20:45	100	0	5	4	0	0	0	0	0	0	0	9
09/17/21 21:00	90	1	1	5	2	1	0	0	0	0	0	10
09/17/21 21:15	100	0	4	4	0	0	0	0	0	0	0	8
09/17/21 21:30	87	1	3	4	0	0	0	0	0	0	0	8
09/17/21 21:45	100	0	1	1	2	0	0	0	0	0	0	4
09/17/21 22:00	100	0	1	3	2	0	0	0	0	0	0	6
09/17/21 22:15	100	0	2	1	1	0	0	0	0	0	0	4
09/17/21 22:30	100	0	1	2	0	0	0	0	0	0	0	3
09/17/21 22:45	100	0	0	6	0	0	0	0	0	0	0	6
09/17/21 23:00	100	0	0	10	1	0	0	0	0	0	0	11
09/17/21 23:15	100	0	1	2	3	1	0	0	0	0	0	7
09/17/21 23:30	100	0	1	4	0	0	0	0	0	0	0	5
09/17/21 23:45	100	0	1	0	1	0	0	0	0	0	0	2

Lowest Speeds Summary Report

Title/Location: 23Nixon
 Sign Address: 99301121030001

Measurement Period: 06/08/21 12:00:01 AM to 06/10/21 11:45:01 PM
 Reporting Period: 06/08/21 12:00:01 AM to 06/10/21 11:45:01 PM

Total number of vehicles: 5392
 Posted Speed Limit: 25 MPH
 25th Percentile Speed: 21 MPH
 Total Vehicles For:
 Below 21: 1568
 33 - 38: 159
 51 - 56: 0
 Above 69: 0

Lowest Log Speed Setting: 15 MPH
 Average Speed: 23 MPH
 50th Percentile Speed: 24 MPH
 21 - 26: 2200
 39 - 44: 15
 57 - 62: 0

Highest Log Speed Setting: 75 MPH
 85th Percentile Speed: 30 MPH
 27 - 32: 1450
 45 - 50: 0
 63 - 68: 0

Time	% Above Speed Limit	Below 21	21 - 26	27 - 32	33 - 38	39 - 44	45 - 50	51 - 56	57 - 62	63 - 68
06/08/21 00:00	0	2	0	0	0	0	0	0	0	0
06/08/21 00:15	100	0	1	0	0	0	0	0	0	0
06/08/21 00:30	100	0	1	0	0	0	0	0	0	0
06/08/21 00:45	50	1	1	0	0	0	0	0	0	0
06/08/21 01:00	100	0	1	0	0	0	0	0	0	0
06/08/21 01:15	0	0	0	0	0	0	0	0	0	0
06/08/21 01:30	0	0	0	0	0	0	0	0	0	0
06/08/21 01:45	0	0	0	0	0	0	0	0	0	0
06/08/21 02:00	0	1	0	0	0	0	0	0	0	0
06/08/21 02:15	0	0	0	0	0	0	0	0	0	0
06/08/21 02:30	0	0	0	0	0	0	0	0	0	0
06/08/21 02:45	0	0	0	0	0	0	0	0	0	0
06/08/21 03:00	0	0	0	0	0	0	0	0	0	0
06/08/21 03:15	0	0	0	0	0	0	0	0	0	0
06/08/21 03:30	100	0	1	0	0	0	0	0	0	0
06/08/21 03:45	0	1	0	0	0	0	0	0	0	0
06/08/21 04:00	0	0	0	0	0	0	0	0	0	0
06/08/21 04:15	0	0	0	0	0	0	0	0	0	0
06/08/21 04:30	0	0	0	0	0	0	0	0	0	0
06/08/21 04:45	0	0	0	0	0	0	0	0	0	0
06/08/21 05:00	0	1	0	0	0	0	0	0	0	0
06/08/21 05:15	66	1	1	1	0	0	0	0	0	0
06/08/21 05:30	100	0	1	0	0	0	0	0	0	0
06/08/21 05:45	25	3	1	0	0	0	0	0	0	0
06/08/21 06:00	75	2	5	1	0	0	0	0	0	0
06/08/21 06:15	40	3	2	0	0	0	0	0	0	0
06/08/21 06:30	83	1	2	3	0	0	0	0	0	0
06/08/21 06:45	62	6	10	0	0	0	0	0	0	0
06/08/21 07:00	72	3	4	4	0	0	0	0	0	0
06/08/21 07:15	73	4	9	2	0	0	0	0	0	0
06/08/21 07:30	53	15	9	8	0	0	0	0	0	0
06/08/21 07:45	28	10	3	1	0	0	0	0	0	0
06/08/21 08:00	52	9	9	1	0	0	0	0	0	0
06/08/21 08:15	58	10	14	0	0	0	0	0	0	0
06/08/21 08:30	69	10	14	9	0	0	0	0	0	0
06/08/21 08:45	50	7	7	0	0	0	0	0	0	0
06/08/21 09:00	83	6	18	9	3	0	0	0	0	0
06/08/21 09:15	76	8	13	13	0	0	0	0	0	0
06/08/21 09:30	45	13	11	0	0	0	0	0	0	0
06/08/21 09:45	88	6	16	17	8	4	0	0	0	0
06/08/21 10:00	87	5	13	23	0	0	0	0	0	0
06/08/21 10:15	50	7	7	0	0	0	0	0	0	0
06/08/21 10:30	63	8	9	5	0	0	0	0	0	0
06/08/21 10:45	77	6	7	14	0	0	0	0	0	0
06/08/21 11:00	73	6	8	9	0	0	0	0	0	0
06/08/21 11:15	74	7	9	11	0	0	0	0	0	0
06/08/21 11:30	81	7	13	17	0	0	0	0	0	0

06/09/21 03:45	100	0	0	1	0	0	0	0	0	0
06/09/21 04:00	0	0	0	0	0	0	0	0	0	0
06/09/21 04:15	0	0	0	0	0	0	0	0	0	0
06/09/21 04:30	100	0	1	0	0	0	0	0	0	0
06/09/21 04:45	66	1	2	0	0	0	0	0	0	0
06/09/21 05:00	0	0	0	0	0	0	0	0	0	0
06/09/21 05:15	50	1	1	0	0	0	0	0	0	0
06/09/21 05:30	66	1	1	1	0	0	0	0	0	0
06/09/21 05:45	50	3	3	0	0	0	0	0	0	0
06/09/21 06:00	66	3	3	3	0	0	0	0	0	0
06/09/21 06:15	50	3	3	0	0	0	0	0	0	0
06/09/21 06:30	25	3	1	0	0	0	0	0	0	0
06/09/21 06:45	66	5	9	1	0	0	0	0	0	0
06/09/21 07:00	80	6	7	11	6	0	0	0	0	0
06/09/21 07:15	50	8	5	3	0	0	0	0	0	0
06/09/21 07:30	47	10	9	0	0	0	0	0	0	0
06/09/21 07:45	68	5	7	4	0	0	0	0	0	0
06/09/21 08:00	64	6	10	1	0	0	0	0	0	0
06/09/21 08:15	70	11	14	12	0	0	0	0	0	0
06/09/21 08:30	85	7	14	28	0	0	0	0	0	0
06/09/21 08:45	66	4	6	2	0	0	0	0	0	0
06/09/21 09:00	80	7	14	14	0	0	0	0	0	0
06/09/21 09:15	56	10	5	8	0	0	0	0	0	0
06/09/21 09:30	50	7	6	1	0	0	0	0	0	0
06/09/21 09:45	41	7	4	0	1	0	0	0	0	0
06/09/21 10:00	87	4	10	19	0	0	0	0	0	0
06/09/21 10:15	36	7	4	0	0	0	0	0	0	0
06/09/21 10:30	77	6	9	12	0	0	0	0	0	0
06/09/21 10:45	25	9	3	0	0	0	0	0	0	0
06/09/21 11:00	70	7	12	5	0	0	0	0	0	0
06/09/21 11:15	67	10	11	10	0	0	0	0	0	0
06/09/21 11:30	63	7	12	0	0	0	0	0	0	0
06/09/21 11:45	46	7	5	1	0	0	0	0	0	0
06/09/21 12:00	72	6	6	10	0	0	0	0	0	0
06/09/21 12:15	60	8	12	0	0	0	0	0	0	0
06/09/21 12:30	89	5	18	18	5	0	0	0	0	0
06/09/21 12:45	72	10	14	13	0	0	0	0	0	0
06/09/21 13:00	70	6	12	2	0	0	0	0	0	0
06/09/21 13:15	40	6	3	1	0	0	0	0	0	0
06/09/21 13:30	64	6	5	6	0	0	0	0	0	0
06/09/21 13:45	92	4	13	33	7	0	0	0	0	0
06/09/21 14:00	80	8	13	20	0	0	0	0	0	0
06/09/21 14:15	57	16	12	9	1	0	0	0	0	0
06/09/21 14:30	85	7	21	18	0	1	0	0	0	0
06/09/21 14:45	58	10	7	7	0	0	0	0	0	0
06/09/21 15:00	75	15	30	17	0	0	0	0	0	0
06/09/21 15:15	71	12	14	16	0	0	0	0	0	0
06/09/21 15:30	83	6	11	17	2	0	0	0	0	0
06/09/21 15:45	78	10	20	17	0	0	0	0	0	0
06/09/21 16:00	71	11	16	11	0	0	0	0	0	0
06/09/21 16:15	88	3	19	4	1	0	0	0	0	0
06/09/21 16:30	79	13	17	32	0	0	0	0	0	0
06/09/21 16:45	60	20	14	12	5	0	0	0	0	0
06/09/21 17:00	93	3	19	15	6	0	0	0	0	0
06/09/21 17:15	82	10	15	29	3	0	0	0	0	0
06/09/21 17:30	72	10	17	9	0	0	0	0	0	0
06/09/21 17:45	77	9	18	13	0	0	0	0	0	0
06/09/21 18:00	83	7	14	16	6	0	0	0	0	0
06/09/21 18:15	71	11	15	13	0	0	0	0	0	0
06/09/21 18:30	87	5	21	11	2	0	0	0	0	0
06/09/21 18:45	81	10	20	23	0	0	0	0	0	0
06/09/21 19:00	85	5	16	13	0	0	0	0	0	0
06/09/21 19:15	68	11	16	8	0	0	0	0	0	0
06/09/21 19:30	90	4	17	17	6	0	0	0	0	0

06/09/21 19:45	73	6	13	4	0	0	0	0	0	0
06/09/21 20:00	54	10	10	2	0	0	0	0	0	0
06/09/21 20:15	28	5	2	0	0	0	0	0	0	0
06/09/21 20:30	84	4	10	12	0	0	0	0	0	0
06/09/21 20:45	55	4	2	0	2	1	0	0	0	0
06/09/21 21:00	100	0	1	0	0	0	0	0	0	0
06/09/21 21:15	57	3	3	1	0	0	0	0	0	0
06/09/21 21:30	71	2	5	0	0	0	0	0	0	0
06/09/21 21:45	83	1	3	2	0	0	0	0	0	0
06/09/21 22:00	50	4	2	2	0	0	0	0	0	0
06/09/21 22:15	71	2	5	0	0	0	0	0	0	0
06/09/21 22:30	50	3	3	0	0	0	0	0	0	0
06/09/21 22:45	50	2	2	0	0	0	0	0	0	0
06/09/21 23:00	33	2	0	1	0	0	0	0	0	0
06/09/21 23:15	100	0	2	0	0	0	0	0	0	0
06/09/21 23:30	50	1	1	0	0	0	0	0	0	0
06/09/21 23:45	50	1	1	0	0	0	0	0	0	0
06/10/21 00:00	0	1	0	0	0	0	0	0	0	0
06/10/21 00:15	50	1	0	1	0	0	0	0	0	0
06/10/21 00:30	0	0	0	0	0	0	0	0	0	0
06/10/21 00:45	0	2	0	0	0	0	0	0	0	0
06/10/21 01:00	100	0	1	0	0	0	0	0	0	0
06/10/21 01:15	0	0	0	0	0	0	0	0	0	0
06/10/21 01:30	0	0	0	0	0	0	0	0	0	0
06/10/21 01:45	100	0	1	1	0	0	0	0	0	0
06/10/21 02:00	0	0	0	0	0	0	0	0	0	0
06/10/21 02:15	100	0	1	0	0	0	0	0	0	0
06/10/21 02:30	0	0	0	0	0	0	0	0	0	0
06/10/21 02:45	0	1	0	0	0	0	0	0	0	0
06/10/21 03:00	0	0	0	0	0	0	0	0	0	0
06/10/21 03:15	0	0	0	0	0	0	0	0	0	0
06/10/21 03:30	0	0	0	0	0	0	0	0	0	0
06/10/21 03:45	0	1	0	0	0	0	0	0	0	0
06/10/21 04:00	100	0	1	0	0	0	0	0	0	0
06/10/21 04:15	0	0	0	0	0	0	0	0	0	0
06/10/21 04:30	0	0	0	0	0	0	0	0	0	0
06/10/21 04:45	0	1	0	0	0	0	0	0	0	0
06/10/21 05:00	0	0	0	0	0	0	0	0	0	0
06/10/21 05:15	100	0	2	0	0	0	0	0	0	0
06/10/21 05:30	100	0	3	1	0	0	0	0	0	0
06/10/21 05:45	81	2	4	5	0	0	0	0	0	0
06/10/21 06:00	100	0	4	1	10	0	0	0	0	0
06/10/21 06:15	66	4	4	4	0	0	0	0	0	0
06/10/21 06:30	66	1	2	0	0	0	0	0	0	0
06/10/21 06:45	42	8	6	0	0	0	0	0	0	0
06/10/21 07:00	81	6	10	17	0	0	0	0	0	0
06/10/21 07:15	57	6	6	2	0	0	0	0	0	0
06/10/21 07:30	74	8	13	2	8	0	0	0	0	0
06/10/21 07:45	50	12	5	7	0	0	0	0	0	0
06/10/21 08:00	78	7	13	7	5	0	0	0	0	0
06/10/21 08:15	53	6	7	0	0	0	0	0	0	0
06/10/21 08:30	46	7	5	1	0	0	0	0	0	0
06/10/21 08:45	65	8	10	3	2	0	0	0	0	0
06/10/21 09:00	68	5	5	6	0	0	0	0	0	0
06/10/21 09:15	59	9	10	3	0	0	0	0	0	0
06/10/21 09:30	31	11	4	1	0	0	0	0	0	0
06/10/21 09:45	70	7	8	4	5	0	0	0	0	0
06/10/21 10:00	68	5	10	1	0	0	0	0	0	0
06/10/21 10:15	69	8	15	3	0	0	0	0	0	0
06/10/21 10:30	82	7	15	18	0	0	0	0	0	0
06/10/21 10:45	42	12	8	1	0	0	0	0	0	0
06/10/21 11:00	23	10	2	1	0	0	0	0	0	0
06/10/21 11:15	33	8	4	0	0	0	0	0	0	0
06/10/21 11:30	50	8	8	0	0	0	0	0	0	0

Highest Speeds Summary Report

Title/Location: 23Nixon
 Sign Address: 99301121030001

Measurement Period: 06/08/21 12:00:01 AM to 06/10/21 11:45:01 PM
 Reporting Period: 06/08/21 12:00:01 AM to 06/10/21 11:45:01 PM

Total number of vehicles: 5392
 Posted Speed Limit: 25 MPH
 25th Percentile Speed: 27 MPH

Lowest Log Speed Setting: 15 MPH
 Average Speed: 29 MPH
 50th Percentile Speed: 29 MPH

Highest Log Speed Setting: 75 MPH
 85th Percentile Speed: 32 MPH

Total Vehicles For:

Below 21: 98
 33 - 38: 657
 51 - 56: 0
 Above 69: 0

21 - 26: 1211
 39 - 44: 42
 57 - 62: 0

27 - 32: 3381
 45 - 50: 3
 63 - 68: 0

Time	% Above Speed Limit	Below 21	21 - 26	27 - 32	33 - 38	39 - 44	45 - 50	51 - 56	57 - 62	63 - 68
06/08/21 00:00	100	0	1	1	0	0	0	0	0	0
06/08/21 00:15	100	0	0	1	0	0	0	0	0	0
06/08/21 00:30	100	0	0	0	1	0	0	0	0	0
06/08/21 00:45	100	0	0	2	0	0	0	0	0	0
06/08/21 01:00	100	0	0	1	0	0	0	0	0	0
06/08/21 01:15	0	0	0	0	0	0	0	0	0	0
06/08/21 01:30	0	0	0	0	0	0	0	0	0	0
06/08/21 01:45	0	0	0	0	0	0	0	0	0	0
06/08/21 02:00	100	0	1	0	0	0	0	0	0	0
06/08/21 02:15	0	0	0	0	0	0	0	0	0	0
06/08/21 02:30	0	0	0	0	0	0	0	0	0	0
06/08/21 02:45	0	0	0	0	0	0	0	0	0	0
06/08/21 03:00	0	0	0	0	0	0	0	0	0	0
06/08/21 03:15	0	0	0	0	0	0	0	0	0	0
06/08/21 03:30	100	0	0	0	1	0	0	0	0	0
06/08/21 03:45	100	0	1	0	0	0	0	0	0	0
06/08/21 04:00	0	0	0	0	0	0	0	0	0	0
06/08/21 04:15	0	0	0	0	0	0	0	0	0	0
06/08/21 04:30	0	0	0	0	0	0	0	0	0	0
06/08/21 04:45	0	0	0	0	0	0	0	0	0	0
06/08/21 05:00	100	0	1	0	0	0	0	0	0	0
06/08/21 05:15	100	0	0	3	0	0	0	0	0	0
06/08/21 05:30	100	0	0	1	0	0	0	0	0	0
06/08/21 05:45	100	0	3	1	0	0	0	0	0	0
06/08/21 06:00	100	0	0	5	3	0	0	0	0	0
06/08/21 06:15	100	0	0	5	0	0	0	0	0	0
06/08/21 06:30	100	0	1	4	1	0	0	0	0	0
06/08/21 06:45	100	0	6	9	1	0	0	0	0	0
06/08/21 07:00	100	0	2	5	4	0	0	0	0	0
06/08/21 07:15	100	0	3	9	3	0	0	0	0	0
06/08/21 07:30	96	1	9	19	3	0	0	0	0	0
06/08/21 07:45	78	3	2	7	2	0	0	0	0	0
06/08/21 08:00	84	3	5	9	2	0	0	0	0	0
06/08/21 08:15	95	1	14	8	1	0	0	0	0	0
06/08/21 08:30	100	0	5	26	2	0	0	0	0	0
06/08/21 08:45	100	0	1	13	0	0	0	0	0	0
06/08/21 09:00	100	0	12	19	5	0	0	0	0	0
06/08/21 09:15	100	0	11	22	1	0	0	0	0	0
06/08/21 09:30	87	3	12	7	2	0	0	0	0	0
06/08/21 09:45	100	0	7	27	11	6	0	0	0	0
06/08/21 10:00	100	0	5	31	5	0	0	0	0	0
06/08/21 10:15	92	1	4	6	3	0	0	0	0	0
06/08/21 10:30	100	0	4	15	3	0	0	0	0	0
06/08/21 10:45	100	0	2	24	1	0	0	0	0	0
06/08/21 11:00	100	0	4	18	1	0	0	0	0	0
06/08/21 11:15	100	0	5	20	2	0	0	0	0	0
06/08/21 11:30	100	0	5	31	1	0	0	0	0	0

06/09/21 03:45	100	0	0	0	1	0	0	0	0	0
06/09/21 04:00	0	0	0	0	0	0	0	0	0	0
06/09/21 04:15	0	0	0	0	0	0	0	0	0	0
06/09/21 04:30	100	0	0	1	0	0	0	0	0	0
06/09/21 04:45	100	0	1	2	0	0	0	0	0	0
06/09/21 05:00	0	0	0	0	0	0	0	0	0	0
06/09/21 05:15	100	0	0	1	1	0	0	0	0	0
06/09/21 05:30	100	0	2	0	1	0	0	0	0	0
06/09/21 05:45	100	0	1	5	0	0	0	0	0	0
06/09/21 06:00	100	0	2	2	4	1	0	0	0	0
06/09/21 06:15	100	0	1	5	0	0	0	0	0	0
06/09/21 06:30	100	0	3	1	0	0	0	0	0	0
06/09/21 06:45	100	0	4	10	1	0	0	0	0	0
06/09/21 07:00	100	0	1	17	12	0	0	0	0	0
06/09/21 07:15	87	2	4	10	0	0	0	0	0	0
06/09/21 07:30	100	0	7	10	2	0	0	0	0	0
06/09/21 07:45	93	1	2	10	3	0	0	0	0	0
06/09/21 08:00	100	0	4	8	3	2	0	0	0	0
06/09/21 08:15	94	2	5	27	3	0	0	0	0	0
06/09/21 08:30	100	0	6	38	4	1	0	0	0	0
06/09/21 08:45	91	1	2	7	2	0	0	0	0	0
06/09/21 09:00	100	0	7	26	2	0	0	0	0	0
06/09/21 09:15	95	1	2	19	1	0	0	0	0	0
06/09/21 09:30	100	0	8	5	1	0	0	0	0	0
06/09/21 09:45	100	0	3	7	1	0	1	0	0	0
06/09/21 10:00	100	0	5	27	1	0	0	0	0	0
06/09/21 10:15	100	0	5	5	1	0	0	0	0	0
06/09/21 10:30	100	0	3	24	0	0	0	0	0	0
06/09/21 10:45	83	2	6	4	0	0	0	0	0	0
06/09/21 11:00	100	0	5	17	2	0	0	0	0	0
06/09/21 11:15	100	0	13	18	0	0	0	0	0	0
06/09/21 11:30	100	0	11	7	1	0	0	0	0	0
06/09/21 11:45	84	2	3	7	1	0	0	0	0	0
06/09/21 12:00	100	0	6	15	1	0	0	0	0	0
06/09/21 12:15	100	0	9	10	1	0	0	0	0	0
06/09/21 12:30	100	0	4	31	10	1	0	0	0	0
06/09/21 12:45	94	2	8	24	3	0	0	0	0	0
06/09/21 13:00	95	1	3	14	2	0	0	0	0	0
06/09/21 13:15	100	0	6	2	2	0	0	0	0	0
06/09/21 13:30	100	0	4	12	0	1	0	0	0	0
06/09/21 13:45	100	0	3	43	10	1	0	0	0	0
06/09/21 14:00	100	0	7	33	1	0	0	0	0	0
06/09/21 14:15	94	2	9	24	3	0	0	0	0	0
06/09/21 14:30	100	0	12	28	4	3	0	0	0	0
06/09/21 14:45	100	0	6	14	4	0	0	0	0	0
06/09/21 15:00	96	2	24	34	2	0	0	0	0	0
06/09/21 15:15	97	1	7	30	3	1	0	0	0	0
06/09/21 15:30	97	1	2	28	5	0	0	0	0	0
06/09/21 15:45	100	0	6	36	4	1	0	0	0	0
06/09/21 16:00	100	0	7	25	6	0	0	0	0	0
06/09/21 16:15	100	0	3	17	7	0	0	0	0	0
06/09/21 16:30	95	3	7	48	4	0	0	0	0	0
06/09/21 16:45	86	7	8	25	11	0	0	0	0	0
06/09/21 17:00	100	0	1	26	16	0	0	0	0	0
06/09/21 17:15	100	0	5	41	10	1	0	0	0	0
06/09/21 17:30	100	0	5	24	7	0	0	0	0	0
06/09/21 17:45	100	0	7	31	2	0	0	0	0	0
06/09/21 18:00	97	1	3	25	14	0	0	0	0	0
06/09/21 18:15	94	2	11	22	4	0	0	0	0	0
06/09/21 18:30	100	0	4	30	5	0	0	0	0	0
06/09/21 18:45	100	0	12	39	2	0	0	0	0	0
06/09/21 19:00	100	0	6	25	2	1	0	0	0	0
06/09/21 19:15	100	0	12	20	3	0	0	0	0	0
06/09/21 19:30	100	0	0	31	13	0	0	0	0	0

06/09/21 19:45	100	0	3	19	1	0	0	0	0	0
06/09/21 20:00	100	0	6	13	3	0	0	0	0	0
06/09/21 20:15	100	0	3	3	1	0	0	0	0	0
06/09/21 20:30	100	0	1	24	1	0	0	0	0	0
06/09/21 20:45	100	0	0	4	2	3	0	0	0	0
06/09/21 21:00	100	0	0	1	0	0	0	0	0	0
06/09/21 21:15	100	0	3	2	2	0	0	0	0	0
06/09/21 21:30	100	0	1	5	1	0	0	0	0	0
06/09/21 21:45	100	0	0	3	3	0	0	0	0	0
06/09/21 22:00	87	1	1	5	1	0	0	0	0	0
06/09/21 22:15	100	0	0	7	0	0	0	0	0	0
06/09/21 22:30	100	0	1	5	0	0	0	0	0	0
06/09/21 22:45	75	1	0	2	1	0	0	0	0	0
06/09/21 23:00	100	0	0	2	1	0	0	0	0	0
06/09/21 23:15	100	0	0	1	1	0	0	0	0	0
06/09/21 23:30	100	0	1	0	1	0	0	0	0	0
06/09/21 23:45	100	0	1	1	0	0	0	0	0	0
06/10/21 00:00	100	0	1	0	0	0	0	0	0	0
06/10/21 00:15	100	0	0	2	0	0	0	0	0	0
06/10/21 00:30	0	0	0	0	0	0	0	0	0	0
06/10/21 00:45	100	0	2	0	0	0	0	0	0	0
06/10/21 01:00	100	0	0	0	1	0	0	0	0	0
06/10/21 01:15	0	0	0	0	0	0	0	0	0	0
06/10/21 01:30	0	0	0	0	0	0	0	0	0	0
06/10/21 01:45	100	0	0	0	2	0	0	0	0	0
06/10/21 02:00	0	0	0	0	0	0	0	0	0	0
06/10/21 02:15	100	0	0	1	0	0	0	0	0	0
06/10/21 02:30	0	0	0	0	0	0	0	0	0	0
06/10/21 02:45	100	0	1	0	0	0	0	0	0	0
06/10/21 03:00	0	0	0	0	0	0	0	0	0	0
06/10/21 03:15	0	0	0	0	0	0	0	0	0	0
06/10/21 03:30	0	0	0	0	0	0	0	0	0	0
06/10/21 03:45	100	0	0	1	0	0	0	0	0	0
06/10/21 04:00	100	0	0	0	1	0	0	0	0	0
06/10/21 04:15	0	0	0	0	0	0	0	0	0	0
06/10/21 04:30	0	0	0	0	0	0	0	0	0	0
06/10/21 04:45	100	0	1	0	0	0	0	0	0	0
06/10/21 05:00	0	0	0	0	0	0	0	0	0	0
06/10/21 05:15	100	0	0	1	1	0	0	0	0	0
06/10/21 05:30	100	0	0	0	3	1	0	0	0	0
06/10/21 05:45	100	0	1	10	0	0	0	0	0	0
06/10/21 06:00	100	0	0	1	14	0	0	0	0	0
06/10/21 06:15	100	0	0	12	0	0	0	0	0	0
06/10/21 06:30	100	0	1	1	1	0	0	0	0	0
06/10/21 06:45	100	0	2	11	1	0	0	0	0	0
06/10/21 07:00	100	0	2	26	5	0	0	0	0	0
06/10/21 07:15	100	0	2	9	3	0	0	0	0	0
06/10/21 07:30	100	0	15	3	13	0	0	0	0	0
06/10/21 07:45	95	1	6	15	2	0	0	0	0	0
06/10/21 08:00	93	2	5	14	11	0	0	0	0	0
06/10/21 08:15	92	1	4	8	0	0	0	0	0	0
06/10/21 08:30	92	1	3	7	2	0	0	0	0	0
06/10/21 08:45	91	2	5	12	4	0	0	0	0	0
06/10/21 09:00	100	0	3	12	1	0	0	0	0	0
06/10/21 09:15	100	0	6	14	2	0	0	0	0	0
06/10/21 09:30	100	0	8	8	0	0	0	0	0	0
06/10/21 09:45	95	1	4	11	8	0	0	0	0	0
06/10/21 10:00	100	0	4	10	2	0	0	0	0	0
06/10/21 10:15	100	0	11	14	1	0	0	0	0	0
06/10/21 10:30	97	1	8	31	0	0	0	0	0	0
06/10/21 10:45	100	0	10	10	1	0	0	0	0	0
06/10/21 11:00	100	0	8	3	2	0	0	0	0	0
06/10/21 11:15	83	2	5	4	1	0	0	0	0	0
06/10/21 11:30	100	0	3	12	1	0	0	0	0	0

Lowest Speeds Summary Report

Title/Location:
Sign Address: 99301121030001

Measurement Period: 04/26/21 12:00:01 AM to 05/14/21 09:15:02 AM
Reporting Period: 04/26/21 12:00:01 AM to 05/14/21 09:15:02 AM

Total number of vehicles: 21082
Posted Speed Limit: 25 MPH
25th Percentile Speed: 22 MPH
Total Vehicles For:
Below 21: 2626
33 - 38: 758
51 - 56: 0
Above 69: 0

Lowest Log Speed Setting: 15 MPH
Average Speed: 26 MPH
50th Percentile Speed: 25 MPH
21 - 26: 9964
39 - 44: 37
57 - 62: 0

Highest Log Speed Setting: 75 MPH
85th Percentile Speed: 30 MPH
27 - 32: 7697
45 - 50: 0
63 - 68: 0

Time	% Above Speed Limit	Below 21	21 - 26	27 - 32	33 - 38	39 - 44	45 - 50	51 - 56	57 - 62	63 - 68	Above 69	Total Vehicles
04/26/21 00:00	100	0	2	0	0	0	0	0	0	0	0	2
04/26/21 00:15	100	0	2	0	0	0	0	0	0	0	0	2
04/26/21 00:30	75	1	1	2	0	0	0	0	0	0	0	4
04/26/21 00:45	0	0	0	0	0	0	0	0	0	0	0	0
04/26/21 01:00	100	0	0	1	0	0	0	0	0	0	0	1
04/26/21 01:15	0	0	0	0	0	0	0	0	0	0	0	0
04/26/21 01:30	0	0	0	0	0	0	0	0	0	0	0	0
04/26/21 01:45	0	0	0	0	0	0	0	0	0	0	0	0
04/26/21 02:00	0	0	0	0	0	0	0	0	0	0	0	0
04/26/21 02:15	100	0	1	0	0	0	0	0	0	0	0	1
04/26/21 02:30	100	0	0	1	0	0	0	0	0	0	0	1
04/26/21 02:45	100	0	1	0	0	0	0	0	0	0	0	1
04/26/21 03:00	0	0	0	0	0	0	0	0	0	0	0	0
04/26/21 03:15	0	0	0	0	0	0	0	0	0	0	0	0
04/26/21 03:30	100	0	0	0	0	1	0	0	0	0	0	1
04/26/21 03:45	0	0	0	0	0	0	0	0	0	0	0	0
04/26/21 04:00	0	0	0	0	0	0	0	0	0	0	0	0
04/26/21 04:15	100	0	0	1	0	0	0	0	0	0	0	1
04/26/21 04:30	0	0	0	0	0	0	0	0	0	0	0	0
04/26/21 04:45	0	0	0	0	0	0	0	0	0	0	0	0
04/26/21 05:00	0	0	0	0	0	0	0	0	0	0	0	0
04/26/21 05:15	100	0	0	1	0	0	0	0	0	0	0	1
04/26/21 05:30	50	1	1	0	0	0	0	0	0	0	0	2
04/26/21 05:45	100	0	1	4	0	0	0	0	0	0	0	5
04/26/21 06:00	100	0	1	5	0	0	0	0	0	0	0	6
04/26/21 06:15	100	0	3	3	0	0	0	0	0	0	0	6
04/26/21 06:30	100	0	2	3	0	0	0	0	0	0	0	5
04/26/21 06:45	100	0	8	3	0	0	0	0	0	0	0	11
04/26/21 07:00	90	2	7	4	9	0	0	0	0	0	0	22
04/26/21 07:15	100	0	4	10	0	0	0	0	0	0	0	14
04/26/21 07:30	68	5	7	3	1	0	0	0	0	0	0	16

04/26/21 07:45	46	7	5	1	0	0	0	0	0	0	0	13
04/26/21 08:00	85	2	7	4	1	0	0	0	0	0	0	14
04/26/21 08:15	87	2	9	5	0	0	0	0	0	0	0	16
04/26/21 08:30	100	0	9	11	0	0	0	0	0	0	0	20
04/26/21 08:45	87	2	3	11	0	0	0	0	0	0	0	16
04/26/21 09:00	72	3	5	2	1	0	0	0	0	0	0	11
04/26/21 09:15	70	3	2	4	1	0	0	0	0	0	0	10
04/26/21 09:30	85	2	7	4	1	0	0	0	0	0	0	14
04/26/21 09:45	63	4	4	3	0	0	0	0	0	0	0	11
04/26/21 10:00	92	1	9	4	0	0	0	0	0	0	0	14
04/26/21 10:15	92	1	8	4	0	0	0	0	0	0	0	13
04/26/21 10:30	92	1	5	7	1	0	0	0	0	0	0	14
04/26/21 10:45	93	1	8	5	1	0	0	0	0	0	0	15
04/26/21 11:00	100	0	7	4	0	0	0	0	0	0	0	11
04/26/21 11:15	81	3	9	3	1	0	0	0	0	0	0	16
04/26/21 11:30	76	3	5	5	0	0	0	0	0	0	0	13
04/26/21 11:45	82	3	7	4	3	0	0	0	0	0	0	17
04/26/21 12:00	85	1	5	1	0	0	0	0	0	0	0	7
04/26/21 12:15	68	5	9	2	0	0	0	0	0	0	0	16
04/26/21 12:30	90	1	5	4	1	0	0	0	0	0	0	11
04/26/21 12:45	84	2	8	3	0	0	0	0	0	0	0	13
04/26/21 13:00	92	1	10	3	0	0	0	0	0	0	0	14
04/26/21 13:15	73	4	6	4	1	0	0	0	0	0	0	15
04/26/21 13:30	80	3	10	2	0	0	0	0	0	0	0	15
04/26/21 13:45	64	6	7	4	0	0	0	0	0	0	0	17
04/26/21 14:00	90	3	10	12	5	0	0	0	0	0	0	30
04/26/21 14:15	83	2	6	4	0	0	0	0	0	0	0	12
04/26/21 14:30	84	3	5	10	1	0	0	0	0	0	0	19
04/26/21 14:45	90	3	15	12	1	0	0	0	0	0	0	31
04/26/21 15:00	70	6	8	5	1	0	0	0	0	0	0	20
04/26/21 15:15	90	2	11	8	1	0	0	0	0	0	0	22
04/26/21 15:30	77	6	13	8	0	0	0	0	0	0	0	27
04/26/21 15:45	87	4	17	5	7	0	0	0	0	0	0	33
04/26/21 16:00	88	3	12	6	3	1	0	0	0	0	0	25
04/26/21 16:15	89	2	12	4	1	0	0	0	0	0	0	19
04/26/21 16:30	95	1	12	9	1	0	0	0	0	0	0	23
04/26/21 16:45	100	0	17	14	1	0	0	0	0	0	0	32
04/26/21 17:00	76	7	16	6	1	0	0	0	0	0	0	30
04/26/21 17:15	93	2	12	13	3	0	0	0	0	0	0	30
04/26/21 17:30	98	1	26	24	1	0	0	0	0	0	0	52
04/26/21 17:45	100	0	9	15	3	0	0	0	0	0	0	27
04/26/21 18:00	95	1	12	8	0	0	0	0	0	0	0	21
04/26/21 18:15	100	0	15	15	1	0	0	0	0	0	0	31
04/26/21 18:30	92	2	12	13	0	0	0	0	0	0	0	27
04/26/21 18:45	82	3	7	6	1	0	0	0	0	0	0	17
04/26/21 19:00	86	3	11	9	0	0	0	0	0	0	0	23
04/26/21 19:15	90	2	11	8	1	0	0	0	0	0	0	22
04/26/21 19:30	95	1	10	8	2	0	0	0	0	0	0	21

04/26/21 19:45	93	1	6	8	0	0	0	0	0	0	0	15
04/26/21 20:00	100	0	10	8	0	0	0	0	0	0	0	18
04/26/21 20:15	100	0	5	4	0	0	0	0	0	0	0	9
04/26/21 20:30	71	2	4	1	0	0	0	0	0	0	0	7
04/26/21 20:45	84	2	6	5	0	0	0	0	0	0	0	13
04/26/21 21:00	100	0	2	8	1	0	0	0	0	0	0	11
04/26/21 21:15	87	1	4	3	0	0	0	0	0	0	0	8
04/26/21 21:30	100	0	6	3	0	0	0	0	0	0	0	9
04/26/21 21:45	100	0	2	5	0	0	0	0	0	0	0	7
04/26/21 22:00	50	1	1	0	0	0	0	0	0	0	0	2
04/26/21 22:15	100	0	1	1	0	0	0	0	0	0	0	2
04/26/21 22:30	66	1	2	0	0	0	0	0	0	0	0	3
04/26/21 22:45	0	0	0	0	0	0	0	0	0	0	0	0
04/26/21 23:00	100	0	0	1	0	0	0	0	0	0	0	1
04/26/21 23:15	100	0	0	0	1	0	0	0	0	0	0	1
04/26/21 23:30	100	0	1	0	0	0	0	0	0	0	0	1
04/26/21 23:45	100	0	1	1	0	0	0	0	0	0	0	2
04/27/21 00:00	100	0	1	0	1	0	0	0	0	0	0	2
04/27/21 00:15	0	0	0	0	0	0	0	0	0	0	0	0
04/27/21 00:30	0	0	0	0	0	0	0	0	0	0	0	0
04/27/21 00:45	100	0	0	1	0	0	0	0	0	0	0	1
04/27/21 01:00	0	0	0	0	0	0	0	0	0	0	0	0
04/27/21 01:15	0	0	0	0	0	0	0	0	0	0	0	0
04/27/21 01:30	100	0	0	1	0	0	0	0	0	0	0	1
04/27/21 01:45	0	0	0	0	0	0	0	0	0	0	0	0
04/27/21 02:00	0	0	0	0	0	0	0	0	0	0	0	0
04/27/21 02:15	0	0	0	0	0	0	0	0	0	0	0	0
04/27/21 02:30	0	0	0	0	0	0	0	0	0	0	0	0
04/27/21 02:45	0	0	0	0	0	0	0	0	0	0	0	0
04/27/21 03:00	0	0	0	0	0	0	0	0	0	0	0	0
04/27/21 03:15	0	0	0	0	0	0	0	0	0	0	0	0
04/27/21 03:30	0	0	0	0	0	0	0	0	0	0	0	0
04/27/21 03:45	100	0	1	0	0	0	0	0	0	0	0	1
04/27/21 04:00	0	0	0	0	0	0	0	0	0	0	0	0
04/27/21 04:15	100	0	1	0	0	0	0	0	0	0	0	1
04/27/21 04:30	100	0	1	0	0	0	0	0	0	0	0	1
04/27/21 04:45	0	0	0	0	0	0	0	0	0	0	0	0
04/27/21 05:00	100	0	0	1	0	0	0	0	0	0	0	1
04/27/21 05:15	100	0	2	0	0	0	0	0	0	0	0	2
04/27/21 05:30	100	0	1	2	0	0	0	0	0	0	0	3
04/27/21 05:45	100	0	5	1	0	0	0	0	0	0	0	6
04/27/21 06:00	100	0	3	6	0	0	0	0	0	0	0	9
04/27/21 06:15	83	1	2	1	2	0	0	0	0	0	0	6
04/27/21 06:30	57	3	1	3	0	0	0	0	0	0	0	7
04/27/21 06:45	86	2	6	6	1	0	0	0	0	0	0	15
04/27/21 07:00	88	3	10	8	4	0	0	0	0	0	0	25
04/27/21 07:15	84	2	6	5	0	0	0	0	0	0	0	13
04/27/21 07:30	89	3	15	9	1	0	0	0	0	0	0	28

04/27/21 07:45	92	1	7	3	2	0	0	0	0	0	0	13
04/27/21 08:00	100	0	7	8	0	0	0	0	0	0	0	15
04/27/21 08:15	83	4	12	8	0	0	0	0	0	0	0	24
04/27/21 08:30	76	3	6	4	0	0	0	0	0	0	0	13
04/27/21 08:45	80	2	4	3	1	0	0	0	0	0	0	10
04/27/21 09:00	86	2	6	7	0	0	0	0	0	0	0	15
04/27/21 09:15	100	0	10	6	0	0	0	0	0	0	0	16
04/27/21 09:30	100	0	6	2	4	0	0	0	0	0	0	12
04/27/21 09:45	100	0	13	3	0	0	0	0	0	0	0	16
04/27/21 10:00	86	2	8	5	0	0	0	0	0	0	0	15
04/27/21 10:15	83	3	9	6	0	0	0	0	0	0	0	18
04/27/21 10:30	85	2	9	3	0	0	0	0	0	0	0	14
04/27/21 10:45	80	2	8	0	0	0	0	0	0	0	0	10
04/27/21 11:00	95	1	10	8	1	0	0	0	0	0	0	20
04/27/21 11:15	75	3	6	1	2	0	0	0	0	0	0	12
04/27/21 11:30	85	2	9	1	2	0	0	0	0	0	0	14
04/27/21 11:45	100	0	4	5	2	0	0	0	0	0	0	11
04/27/21 12:00	82	3	12	1	1	0	0	0	0	0	0	17
04/27/21 12:15	94	1	12	3	1	0	0	0	0	0	0	17
04/27/21 12:30	93	1	11	4	0	0	0	0	0	0	0	16
04/27/21 12:45	69	4	5	4	0	0	0	0	0	0	0	13
04/27/21 13:00	100	0	8	3	0	0	0	0	0	0	0	11
04/27/21 13:15	85	3	8	8	1	0	0	0	0	0	0	20
04/27/21 13:30	100	0	14	9	0	0	0	0	0	0	0	23
04/27/21 13:45	92	1	8	4	0	0	0	0	0	0	0	13
04/27/21 14:00	80	4	7	9	0	0	0	0	0	0	0	20
04/27/21 14:15	85	3	14	4	0	0	0	0	0	0	0	21
04/27/21 14:30	94	1	11	5	1	0	0	0	0	0	0	18
04/27/21 14:45	72	5	6	7	0	0	0	0	0	0	0	18
04/27/21 15:00	96	1	13	11	0	0	0	0	0	0	0	25
04/27/21 15:15	77	4	11	3	0	0	0	0	0	0	0	18
04/27/21 15:30	88	3	15	8	0	0	0	0	0	0	0	26
04/27/21 15:45	86	3	15	4	1	0	0	0	0	0	0	23
04/27/21 16:00	86	3	12	7	0	0	0	0	0	0	0	22
04/27/21 16:15	88	3	12	7	4	0	0	0	0	0	0	26
04/27/21 16:30	87	4	11	16	1	0	0	0	0	0	0	32
04/27/21 16:45	88	4	14	18	0	0	0	0	0	0	0	36
04/27/21 17:00	82	5	10	13	0	0	0	0	0	0	0	28
04/27/21 17:15	88	5	20	19	0	0	0	0	0	0	0	44
04/27/21 17:30	87	5	13	19	2	0	0	0	0	0	0	39
04/27/21 17:45	95	1	9	11	0	0	0	0	0	0	0	21
04/27/21 18:00	96	1	17	10	0	0	0	0	0	0	0	28
04/27/21 18:15	86	3	12	7	0	0	0	0	0	0	0	22
04/27/21 18:30	78	5	11	7	0	0	0	0	0	0	0	23
04/27/21 18:45	66	5	6	3	1	0	0	0	0	0	0	15
04/27/21 19:00	91	1	5	5	1	0	0	0	0	0	0	12
04/27/21 19:15	90	2	10	10	0	0	0	0	0	0	0	22
04/27/21 19:30	80	4	10	6	1	0	0	0	0	0	0	21

04/28/21 07:45	92	1	4	8	0	0	0	0	0	0	0	13
04/28/21 08:00	69	7	6	7	3	0	0	0	0	0	0	23
04/28/21 08:15	83	3	10	5	0	0	0	0	0	0	0	18
04/28/21 08:30	72	3	4	3	1	0	0	0	0	0	0	11
04/28/21 08:45	66	6	7	5	0	0	0	0	0	0	0	18
04/28/21 09:00	90	1	6	3	0	0	0	0	0	0	0	10
04/28/21 09:15	100	0	7	5	1	0	0	0	0	0	0	13
04/28/21 09:30	76	3	8	1	1	0	0	0	0	0	0	13
04/28/21 09:45	88	2	6	6	3	0	0	0	0	0	0	17
04/28/21 10:00	92	1	9	4	0	0	0	0	0	0	0	14
04/28/21 10:15	100	0	10	7	0	0	0	0	0	0	0	17
04/28/21 10:30	88	2	10	6	0	0	0	0	0	0	0	18
04/28/21 10:45	71	4	8	2	0	0	0	0	0	0	0	14
04/28/21 11:00	95	1	9	13	1	0	0	0	0	0	0	24
04/28/21 11:15	60	2	3	0	0	0	0	0	0	0	0	5
04/28/21 11:30	71	4	6	4	0	0	0	0	0	0	0	14
04/28/21 11:45	100	0	10	5	2	0	0	0	0	0	0	17
04/28/21 12:00	92	1	10	2	0	0	0	0	0	0	0	13
04/28/21 12:15	100	0	9	6	0	0	0	0	0	0	0	15
04/28/21 12:30	92	1	8	5	0	0	0	0	0	0	0	14
04/28/21 12:45	83	3	8	6	0	1	0	0	0	0	0	18
04/28/21 13:00	84	4	13	7	1	0	0	0	0	0	0	25
04/28/21 13:15	87	2	11	3	0	0	0	0	0	0	0	16
04/28/21 13:30	80	2	5	2	1	0	0	0	0	0	0	10
04/28/21 13:45	84	3	7	9	0	0	0	0	0	0	0	19
04/28/21 14:00	87	1	4	2	1	0	0	0	0	0	0	8
04/28/21 14:15	80	2	4	3	1	0	0	0	0	0	0	10
04/28/21 14:30	100	0	15	9	0	0	0	0	0	0	0	24
04/28/21 14:45	85	4	12	10	1	0	0	0	0	0	0	27
04/28/21 15:00	95	1	14	7	1	0	0	0	0	0	0	23
04/28/21 15:15	93	1	8	5	1	0	0	0	0	0	0	15
04/28/21 15:30	96	1	10	15	0	0	0	0	0	0	0	26
04/28/21 15:45	86	5	15	17	0	0	0	0	0	0	0	37
04/28/21 16:00	82	5	18	5	0	0	0	0	0	0	0	28
04/28/21 16:15	73	6	7	9	1	0	0	0	0	0	0	23
04/28/21 16:30	100	0	14	16	1	0	0	0	0	0	0	31
04/28/21 16:45	86	4	16	9	1	0	0	0	0	0	0	30
04/28/21 17:00	89	5	19	21	1	0	0	0	0	0	0	46
04/28/21 17:15	92	3	15	19	2	0	0	0	0	0	0	39
04/28/21 17:30	84	4	12	9	0	0	0	0	0	0	0	25
04/28/21 17:45	84	6	19	14	0	0	0	0	0	0	0	39
04/28/21 18:00	84	4	14	8	0	0	0	0	0	0	0	26
04/28/21 18:15	89	2	11	6	0	0	0	0	0	0	0	19
04/28/21 18:30	88	3	8	14	0	0	0	0	0	0	0	25
04/28/21 18:45	96	1	10	21	0	0	0	0	0	0	0	32
04/28/21 19:00	81	3	9	3	1	0	0	0	0	0	0	16
04/28/21 19:15	91	1	5	5	1	0	0	0	0	0	0	12
04/28/21 19:30	80	4	7	9	0	0	0	0	0	0	0	20

04/28/21 19:45	75	5	7	7	1	0	0	0	0	0	0	20
04/28/21 20:00	100	0	10	3	1	0	0	0	0	0	0	14
04/28/21 20:15	60	4	3	3	0	0	0	0	0	0	0	10
04/28/21 20:30	66	3	3	3	0	0	0	0	0	0	0	9
04/28/21 20:45	60	4	3	3	0	0	0	0	0	0	0	10
04/28/21 21:00	71	2	3	1	1	0	0	0	0	0	0	7
04/28/21 21:15	0	2	0	0	0	0	0	0	0	0	0	2
04/28/21 21:30	60	6	5	4	0	0	0	0	0	0	0	15
04/28/21 21:45	88	1	7	1	0	0	0	0	0	0	0	9
04/28/21 22:00	100	0	3	2	0	0	0	0	0	0	0	5
04/28/21 22:15	100	0	3	0	0	0	0	0	0	0	0	3
04/28/21 22:30	0	1	0	0	0	0	0	0	0	0	0	1
04/28/21 22:45	100	0	3	0	1	0	0	0	0	0	0	4
04/28/21 23:00	100	0	0	0	1	0	0	0	0	0	0	1
04/28/21 23:15	0	0	0	0	0	0	0	0	0	0	0	0
04/28/21 23:30	50	1	1	0	0	0	0	0	0	0	0	2
04/28/21 23:45	0	0	0	0	0	0	0	0	0	0	0	0
04/29/21 00:00	66	1	1	1	0	0	0	0	0	0	0	3
04/29/21 00:15	0	0	0	0	0	0	0	0	0	0	0	0
04/29/21 00:30	100	0	0	1	0	0	0	0	0	0	0	1
04/29/21 00:45	100	0	1	1	0	0	0	0	0	0	0	2
04/29/21 01:00	0	0	0	0	0	0	0	0	0	0	0	0
04/29/21 01:15	100	0	0	1	0	0	0	0	0	0	0	1
04/29/21 01:30	0	0	0	0	0	0	0	0	0	0	0	0
04/29/21 01:45	100	0	1	0	0	0	0	0	0	0	0	1
04/29/21 02:00	0	0	0	0	0	0	0	0	0	0	0	0
04/29/21 02:15	0	0	0	0	0	0	0	0	0	0	0	0
04/29/21 02:30	0	0	0	0	0	0	0	0	0	0	0	0
04/29/21 02:45	0	0	0	0	0	0	0	0	0	0	0	0
04/29/21 03:00	0	0	0	0	0	0	0	0	0	0	0	0
04/29/21 03:15	0	0	0	0	0	0	0	0	0	0	0	0
04/29/21 03:30	0	0	0	0	0	0	0	0	0	0	0	0
04/29/21 03:45	0	0	0	0	0	0	0	0	0	0	0	0
04/29/21 04:00	0	0	0	0	0	0	0	0	0	0	0	0
04/29/21 04:15	0	0	0	0	0	0	0	0	0	0	0	0
04/29/21 04:30	100	0	1	1	0	0	0	0	0	0	0	2
04/29/21 04:45	0	0	0	0	0	0	0	0	0	0	0	0
04/29/21 05:00	100	0	0	1	0	0	0	0	0	0	0	1
04/29/21 05:15	100	0	1	0	0	0	0	0	0	0	0	1
04/29/21 05:30	100	0	2	2	0	0	0	0	0	0	0	4
04/29/21 05:45	75	1	1	1	1	0	0	0	0	0	0	4
04/29/21 06:00	100	0	2	4	0	0	0	0	0	0	0	6
04/29/21 06:15	100	0	0	5	1	0	0	0	0	0	0	6
04/29/21 06:30	80	1	3	1	0	0	0	0	0	0	0	5
04/29/21 06:45	81	2	3	6	0	0	0	0	0	0	0	11
04/29/21 07:00	95	1	10	9	0	0	0	0	0	0	0	20
04/29/21 07:15	90	1	2	6	2	0	0	0	0	0	0	11
04/29/21 07:30	87	4	17	9	1	0	0	0	0	0	0	31

04/29/21 07:45	91	1	6	4	1	0	0	0	0	0	0	12
04/29/21 08:00	100	0	7	5	2	0	0	0	0	0	0	14
04/29/21 08:15	89	2	11	5	1	0	0	0	0	0	0	19
04/29/21 08:30	78	4	7	7	1	0	0	0	0	0	0	19
04/29/21 08:45	83	2	3	6	0	1	0	0	0	0	0	12
04/29/21 09:00	83	3	8	7	0	0	0	0	0	0	0	18
04/29/21 09:15	80	4	10	7	0	0	0	0	0	0	0	21
04/29/21 09:30	80	2	5	2	1	0	0	0	0	0	0	10
04/29/21 09:45	100	0	6	3	0	0	0	0	0	0	0	9
04/29/21 10:00	50	4	1	3	0	0	0	0	0	0	0	8
04/29/21 10:15	94	1	10	7	0	0	0	0	0	0	0	18
04/29/21 10:30	66	3	4	2	0	0	0	0	0	0	0	9
04/29/21 10:45	69	4	6	2	1	0	0	0	0	0	0	13
04/29/21 11:00	91	1	8	1	2	0	0	0	0	0	0	12
04/29/21 11:15	82	3	9	5	0	0	0	0	0	0	0	17
04/29/21 11:30	100	0	7	5	0	0	0	0	0	0	0	12
04/29/21 11:45	88	2	6	9	0	0	0	0	0	0	0	17
04/29/21 12:00	93	1	8	6	1	0	0	0	0	0	0	16
04/29/21 12:15	83	3	6	8	1	0	0	0	0	0	0	18
04/29/21 12:30	92	1	6	6	0	0	0	0	0	0	0	13
04/29/21 12:45	91	2	13	6	2	0	0	0	0	0	0	23
04/29/21 13:00	71	4	8	2	0	0	0	0	0	0	0	14
04/29/21 13:15	95	1	15	4	0	0	0	0	0	0	0	20
04/29/21 13:30	84	4	15	7	0	0	0	0	0	0	0	26
04/29/21 13:45	78	4	10	5	0	0	0	0	0	0	0	19
04/29/21 14:00	100	0	6	4	1	0	0	0	0	0	0	11
04/29/21 14:15	66	2	1	3	0	0	0	0	0	0	0	6
04/29/21 14:30	82	4	12	7	0	0	0	0	0	0	0	23
04/29/21 14:45	80	3	9	3	0	0	0	0	0	0	0	15
04/29/21 15:00	80	2	6	2	0	0	0	0	0	0	0	10
04/29/21 15:15	94	2	13	18	1	0	0	0	0	0	0	34
04/29/21 15:30	80	4	11	4	1	0	0	0	0	0	0	20
04/29/21 15:45	88	2	9	7	0	0	0	0	0	0	0	18
04/29/21 16:00	93	2	12	15	1	0	0	0	0	0	0	30
04/29/21 16:15	100	0	18	9	5	0	0	0	0	0	0	32
04/29/21 16:30	95	1	8	11	2	0	0	0	0	0	0	22
04/29/21 16:45	92	1	4	8	1	0	0	0	0	0	0	14
04/29/21 17:00	90	2	8	9	1	0	0	0	0	0	0	20
04/29/21 17:15	92	2	13	11	0	0	0	0	0	0	0	26
04/29/21 17:30	84	5	16	11	1	0	0	0	0	0	0	33
04/29/21 17:45	89	3	12	12	1	0	0	0	0	0	0	28
04/29/21 18:00	96	1	14	13	4	0	0	0	0	0	0	32
04/29/21 18:15	87	2	10	2	2	0	0	0	0	0	0	16
04/29/21 18:30	95	1	11	11	0	0	0	0	0	0	0	23
04/29/21 18:45	94	1	11	6	0	0	0	0	0	0	0	18
04/29/21 19:00	75	4	4	8	0	0	0	0	0	0	0	16
04/29/21 19:15	76	4	1	10	2	0	0	0	0	0	0	17
04/29/21 19:30	84	2	8	2	1	0	0	0	0	0	0	13

04/29/21 19:45	100	0	8	7	0	0	0	0	0	0	0	15
04/29/21 20:00	77	2	4	3	0	0	0	0	0	0	0	9
04/29/21 20:15	66	2	3	1	0	0	0	0	0	0	0	6
04/29/21 20:30	100	0	3	1	0	0	0	0	0	0	0	4
04/29/21 20:45	60	2	3	0	0	0	0	0	0	0	0	5
04/29/21 21:00	88	1	6	2	0	0	0	0	0	0	0	9
04/29/21 21:15	100	0	7	4	1	0	0	0	0	0	0	12
04/29/21 21:30	100	0	2	7	0	0	0	0	0	0	0	9
04/29/21 21:45	100	0	2	1	0	0	0	0	0	0	0	3
04/29/21 22:00	100	0	4	0	1	0	0	0	0	0	0	5
04/29/21 22:15	100	0	5	3	1	0	0	0	0	0	0	9
04/29/21 22:30	75	1	1	2	0	0	0	0	0	0	0	4
04/29/21 22:45	0	0	0	0	0	0	0	0	0	0	0	0
04/29/21 23:00	100	0	1	2	0	0	0	0	0	0	0	3
04/29/21 23:15	100	0	1	0	0	0	0	0	0	0	0	1
04/29/21 23:30	100	0	0	2	0	0	0	0	0	0	0	2
04/29/21 23:45	100	0	0	1	0	0	0	0	0	0	0	1
04/30/21 00:00	100	0	3	1	0	0	0	0	0	0	0	4
04/30/21 00:15	100	0	0	1	0	0	0	0	0	0	0	1
04/30/21 00:30	0	0	0	0	0	0	0	0	0	0	0	0
04/30/21 00:45	100	0	0	1	0	0	0	0	0	0	0	1
04/30/21 01:00	100	0	0	1	0	0	0	0	0	0	0	1
04/30/21 01:15	0	0	0	0	0	0	0	0	0	0	0	0
04/30/21 01:30	0	0	0	0	0	0	0	0	0	0	0	0
04/30/21 01:45	0	0	0	0	0	0	0	0	0	0	0	0
04/30/21 02:00	100	0	0	1	0	0	0	0	0	0	0	1
04/30/21 02:15	0	0	0	0	0	0	0	0	0	0	0	0
04/30/21 02:30	0	0	0	0	0	0	0	0	0	0	0	0
04/30/21 02:45	0	0	0	0	0	0	0	0	0	0	0	0
04/30/21 03:00	100	0	0	0	1	0	0	0	0	0	0	1
04/30/21 03:15	100	0	1	0	0	0	0	0	0	0	0	1
04/30/21 03:30	0	0	0	0	0	0	0	0	0	0	0	0
04/30/21 03:45	0	0	0	0	0	0	0	0	0	0	0	0
04/30/21 04:00	0	0	0	0	0	0	0	0	0	0	0	0
04/30/21 04:15	0	1	0	0	0	0	0	0	0	0	0	1
04/30/21 04:30	100	0	1	0	0	0	0	0	0	0	0	1
04/30/21 04:45	100	0	2	0	0	0	0	0	0	0	0	2
04/30/21 05:00	100	0	0	1	0	0	0	0	0	0	0	1
04/30/21 05:15	50	1	0	1	0	0	0	0	0	0	0	2
04/30/21 05:30	100	0	1	1	0	0	0	0	0	0	0	2
04/30/21 05:45	88	1	7	1	0	0	0	0	0	0	0	9
04/30/21 06:00	100	0	3	3	0	0	0	0	0	0	0	6
04/30/21 06:15	100	0	3	0	1	0	0	0	0	0	0	4
04/30/21 06:30	83	1	2	2	1	0	0	0	0	0	0	6
04/30/21 06:45	91	1	7	4	0	0	0	0	0	0	0	12
04/30/21 07:00	88	2	6	7	2	0	0	0	0	0	0	17
04/30/21 07:15	80	2	5	3	0	0	0	0	0	0	0	10
04/30/21 07:30	92	1	8	3	0	1	0	0	0	0	0	13

04/30/21 07:45	90	2	11	6	1	0	0	0	0	0	0	20
04/30/21 08:00	69	4	7	2	0	0	0	0	0	0	0	13
04/30/21 08:15	87	2	9	4	1	0	0	0	0	0	0	16
04/30/21 08:30	100	0	10	2	0	0	0	0	0	0	0	12
04/30/21 08:45	76	4	6	7	0	0	0	0	0	0	0	17
04/30/21 09:00	85	2	5	7	0	0	0	0	0	0	0	14
04/30/21 09:15	80	3	5	6	1	0	0	0	0	0	0	15
04/30/21 09:30	100	0	8	4	0	0	0	0	0	0	0	12
04/30/21 09:45	81	3	8	4	1	0	0	0	0	0	0	16
04/30/21 10:00	58	5	4	3	0	0	0	0	0	0	0	12
04/30/21 10:15	92	1	5	7	0	0	0	0	0	0	0	13
04/30/21 10:30	91	1	8	3	0	0	0	0	0	0	0	12
04/30/21 10:45	82	4	13	6	0	0	0	0	0	0	0	23
04/30/21 11:00	81	2	3	5	1	0	0	0	0	0	0	11
04/30/21 11:15	88	2	10	6	0	0	0	0	0	0	0	18
04/30/21 11:30	92	1	6	6	0	0	0	0	0	0	0	13
04/30/21 11:45	80	4	11	6	0	0	0	0	0	0	0	21
04/30/21 12:00	86	2	11	2	0	0	0	0	0	0	0	15
04/30/21 12:15	73	4	8	3	0	0	0	0	0	0	0	15
04/30/21 12:30	90	2	15	2	3	0	0	0	0	0	0	22
04/30/21 12:45	90	1	3	5	1	1	0	0	0	0	0	11
04/30/21 13:00	78	5	12	5	1	0	0	0	0	0	0	23
04/30/21 13:15	93	1	6	5	2	2	0	0	0	0	0	16
04/30/21 13:30	84	2	8	3	0	0	0	0	0	0	0	13
04/30/21 13:45	93	1	8	6	1	0	0	0	0	0	0	16
04/30/21 14:00	93	1	7	7	0	0	0	0	0	0	0	15
04/30/21 14:15	92	1	8	5	0	0	0	0	0	0	0	14
04/30/21 14:30	95	1	6	16	0	0	0	0	0	0	0	23
04/30/21 14:45	100	0	7	9	0	0	0	0	0	0	0	16
04/30/21 15:00	100	0	10	12	1	0	0	0	0	0	0	23
04/30/21 15:15	89	2	7	9	1	0	0	0	0	0	0	19
04/30/21 15:30	87	4	10	17	0	0	0	0	0	0	0	31
04/30/21 15:45	96	1	19	11	1	0	0	0	0	0	0	32
04/30/21 16:00	80	6	14	11	0	0	0	0	0	0	0	31
04/30/21 16:15	88	3	11	10	1	0	0	0	0	0	0	25
04/30/21 16:30	91	2	11	10	0	0	0	0	0	0	0	23
04/30/21 16:45	91	2	10	11	0	0	0	0	0	0	0	23
04/30/21 17:00	94	2	24	13	0	0	0	0	0	0	0	39
04/30/21 17:15	88	4	12	19	1	0	0	0	0	0	0	36
04/30/21 17:30	84	5	12	15	0	0	0	0	0	0	0	32
04/30/21 17:45	95	1	17	3	3	0	0	0	0	0	0	24
04/30/21 18:00	100	0	18	17	1	0	0	0	0	0	0	36
04/30/21 18:15	69	7	12	3	1	0	0	0	0	0	0	23
04/30/21 18:30	92	2	14	11	0	0	0	0	0	0	0	27
04/30/21 18:45	93	2	17	12	0	0	0	0	0	0	0	31
04/30/21 19:00	92	2	12	14	0	0	0	0	0	0	0	28
04/30/21 19:15	94	1	11	6	1	0	0	0	0	0	0	19
04/30/21 19:30	96	1	6	19	1	0	0	0	0	0	0	27

05/03/21 07:45	78	4	7	7	1	0	0	0	0	0	0	19
05/03/21 08:00	95	1	13	7	1	0	0	0	0	0	0	22
05/03/21 08:15	90	2	12	6	0	0	0	0	0	0	0	20
05/03/21 08:30	69	4	3	6	0	0	0	0	0	0	0	13
05/03/21 08:45	78	4	9	5	1	0	0	0	0	0	0	19
05/03/21 09:00	86	2	8	5	0	0	0	0	0	0	0	15
05/03/21 09:15	69	4	7	2	0	0	0	0	0	0	0	13
05/03/21 09:30	100	0	10	4	2	0	0	0	0	0	0	16
05/03/21 09:45	83	3	7	8	0	0	0	0	0	0	0	18
05/03/21 10:00	96	1	15	10	0	0	0	0	0	0	0	26
05/03/21 10:15	72	3	5	3	0	0	0	0	0	0	0	11
05/03/21 10:30	83	3	7	6	2	0	0	0	0	0	0	18
05/03/21 10:45	91	1	6	4	1	0	0	0	0	0	0	12
05/03/21 11:00	83	2	6	4	0	0	0	0	0	0	0	12
05/03/21 11:15	100	0	10	6	0	0	0	0	0	0	0	16
05/03/21 11:30	92	1	6	6	0	0	0	0	0	0	0	13
05/03/21 11:45	92	1	7	5	1	0	0	0	0	0	0	14
05/03/21 12:00	89	3	13	13	0	0	0	0	0	0	0	29
05/03/21 12:15	77	4	6	7	1	0	0	0	0	0	0	18
05/03/21 12:30	94	1	9	8	1	0	0	0	0	0	0	19
05/03/21 12:45	93	1	9	6	0	0	0	0	0	0	0	16
05/03/21 13:00	70	5	5	7	0	0	0	0	0	0	0	17
05/03/21 13:15	83	3	7	8	0	0	0	0	0	0	0	18
05/03/21 13:30	92	1	8	3	1	0	0	0	0	0	0	13
05/03/21 13:45	83	4	10	8	2	0	0	0	0	0	0	24
05/03/21 14:00	90	2	12	6	0	0	0	0	0	0	0	20
05/03/21 14:15	66	2	1	3	0	0	0	0	0	0	0	6
05/03/21 14:30	87	3	3	18	0	0	0	0	0	0	0	24
05/03/21 14:45	76	4	6	7	0	0	0	0	0	0	0	17
05/03/21 15:00	89	3	16	7	2	0	0	0	0	0	0	28
05/03/21 15:15	89	3	10	15	0	0	0	0	0	0	0	28
05/03/21 15:30	100	0	10	10	1	0	0	0	0	0	0	21
05/03/21 15:45	80	4	9	6	1	0	0	0	0	0	0	20
05/03/21 16:00	88	4	12	18	1	0	0	0	0	0	0	35
05/03/21 16:15	97	1	24	17	1	0	0	0	0	0	0	43
05/03/21 16:30	92	2	14	10	2	0	0	0	0	0	0	28
05/03/21 16:45	92	2	10	13	2	0	0	0	0	0	0	27
05/03/21 17:00	95	2	17	21	1	0	0	0	0	0	0	41
05/03/21 17:15	96	1	14	16	0	0	0	0	0	0	0	31
05/03/21 17:30	87	5	19	17	0	0	0	0	0	0	0	41
05/03/21 17:45	85	2	5	7	0	0	0	0	0	0	0	14
05/03/21 18:00	95	1	12	9	0	0	0	0	0	0	0	22
05/03/21 18:15	96	1	10	17	0	0	0	0	0	0	0	28
05/03/21 18:30	93	1	10	5	0	0	0	0	0	0	0	16
05/03/21 18:45	100	0	10	6	0	0	0	0	0	0	0	16
05/03/21 19:00	93	2	15	16	0	0	0	0	0	0	0	33
05/03/21 19:15	89	2	10	4	3	0	0	0	0	0	0	19
05/03/21 19:30	100	0	8	5	2	0	0	0	0	0	0	15

05/03/21 19:45	91	2	8	12	1	0	0	0	0	0	0	23
05/03/21 20:00	94	1	13	3	0	0	0	0	0	0	0	17
05/03/21 20:15	66	3	2	4	0	0	0	0	0	0	0	9
05/03/21 20:30	87	1	3	4	0	0	0	0	0	0	0	8
05/03/21 20:45	100	0	2	2	0	0	0	0	0	0	0	4
05/03/21 21:00	84	2	5	6	0	0	0	0	0	0	0	13
05/03/21 21:15	60	2	1	2	0	0	0	0	0	0	0	5
05/03/21 21:30	100	0	6	5	0	0	0	0	0	0	0	11
05/03/21 21:45	100	0	3	9	1	0	0	0	0	0	0	13
05/03/21 22:00	75	1	2	1	0	0	0	0	0	0	0	4
05/03/21 22:15	80	1	3	0	1	0	0	0	0	0	0	5
05/03/21 22:30	100	0	3	2	0	2	0	0	0	0	0	7
05/03/21 22:45	100	0	1	0	0	0	0	0	0	0	0	1
05/03/21 23:00	50	1	0	1	0	0	0	0	0	0	0	2
05/03/21 23:15	100	0	0	1	0	0	0	0	0	0	0	1
05/03/21 23:30	0	2	0	0	0	0	0	0	0	0	0	2
05/03/21 23:45	100	0	0	2	1	0	0	0	0	0	0	3
05/04/21 00:00	100	0	1	0	0	0	0	0	0	0	0	1
05/04/21 00:15	0	0	0	0	0	0	0	0	0	0	0	0
05/04/21 00:30	0	0	0	0	0	0	0	0	0	0	0	0
05/04/21 00:45	100	0	1	0	0	0	0	0	0	0	0	1
05/04/21 01:00	0	0	0	0	0	0	0	0	0	0	0	0
05/04/21 01:15	0	0	0	0	0	0	0	0	0	0	0	0
05/04/21 01:30	100	0	0	0	1	0	0	0	0	0	0	1
05/04/21 01:45	0	0	0	0	0	0	0	0	0	0	0	0
05/04/21 02:00	0	0	0	0	0	0	0	0	0	0	0	0
05/04/21 02:15	0	0	0	0	0	0	0	0	0	0	0	0
05/04/21 02:30	0	0	0	0	0	0	0	0	0	0	0	0
05/04/21 02:45	0	0	0	0	0	0	0	0	0	0	0	0
05/04/21 03:00	0	0	0	0	0	0	0	0	0	0	0	0
05/04/21 03:15	0	0	0	0	0	0	0	0	0	0	0	0
05/04/21 03:30	0	0	0	0	0	0	0	0	0	0	0	0
05/04/21 03:45	0	0	0	0	0	0	0	0	0	0	0	0
05/04/21 04:00	0	0	0	0	0	0	0	0	0	0	0	0
05/04/21 04:15	0	0	0	0	0	0	0	0	0	0	0	0
05/04/21 04:30	0	0	0	0	0	0	0	0	0	0	0	0
05/04/21 04:45	0	0	0	0	0	0	0	0	0	0	0	0
05/04/21 05:00	100	0	0	1	0	0	0	0	0	0	0	1
05/04/21 05:15	100	0	0	1	0	0	0	0	0	0	0	1
05/04/21 05:30	100	0	2	0	0	0	0	0	0	0	0	2
05/04/21 05:45	100	0	4	0	0	0	0	0	0	0	0	4
05/04/21 06:00	85	1	3	3	0	0	0	0	0	0	0	7
05/04/21 06:15	100	0	2	5	0	0	0	0	0	0	0	7
05/04/21 06:30	80	1	1	3	0	0	0	0	0	0	0	5
05/04/21 06:45	92	1	6	6	0	0	0	0	0	0	0	13
05/04/21 07:00	90	2	6	10	2	0	0	0	0	0	0	20
05/04/21 07:15	90	1	5	5	0	0	0	0	0	0	0	11
05/04/21 07:30	85	2	7	4	1	0	0	0	0	0	0	14

05/06/21 07:45	77	4	9	5	0	0	0	0	0	0	0	18
05/06/21 08:00	85	3	9	6	2	0	0	0	0	0	0	20
05/06/21 08:15	94	1	10	6	1	0	0	0	0	0	0	18
05/06/21 08:30	100	0	7	10	0	0	0	0	0	0	0	17
05/06/21 08:45	100	0	6	4	0	0	0	0	0	0	0	10
05/06/21 09:00	83	2	6	4	0	0	0	0	0	0	0	12
05/06/21 09:15	100	0	8	9	0	0	0	0	0	0	0	17
05/06/21 09:30	100	0	9	13	0	0	0	0	0	0	0	22
05/06/21 09:45	90	2	11	9	0	0	0	0	0	0	0	22
05/06/21 10:00	87	1	4	3	0	0	0	0	0	0	0	8
05/06/21 10:15	85	3	10	7	0	0	0	0	0	0	0	20
05/06/21 10:30	93	1	9	6	0	0	0	0	0	0	0	16
05/06/21 10:45	93	1	10	5	0	0	0	0	0	0	0	16
05/06/21 11:00	83	2	6	4	0	0	0	0	0	0	0	12
05/06/21 11:15	83	2	3	7	0	0	0	0	0	0	0	12
05/06/21 11:30	89	2	11	6	0	0	0	0	0	0	0	19
05/06/21 11:45	71	4	9	1	0	0	0	0	0	0	0	14
05/06/21 12:00	93	1	5	9	0	0	0	0	0	0	0	15
05/06/21 12:15	100	0	4	7	1	0	0	0	0	0	0	12
05/06/21 12:30	76	6	12	7	0	0	0	0	0	0	0	25
05/06/21 12:45	87	2	9	5	0	0	0	0	0	0	0	16
05/06/21 13:00	91	1	6	5	0	0	0	0	0	0	0	12
05/06/21 13:15	81	3	5	8	0	0	0	0	0	0	0	16
05/06/21 13:30	88	3	14	7	1	0	0	0	0	0	0	25
05/06/21 13:45	60	6	6	3	0	0	0	0	0	0	0	15
05/06/21 14:00	86	4	14	11	0	0	0	0	0	0	0	29
05/06/21 14:15	94	1	9	5	2	0	0	0	0	0	0	17
05/06/21 14:30	72	5	7	5	1	0	0	0	0	0	0	18
05/06/21 14:45	89	3	14	10	2	0	0	0	0	0	0	29
05/06/21 15:00	86	5	12	19	0	0	0	0	0	0	0	36
05/06/21 15:15	92	2	11	12	0	0	0	0	0	0	0	25
05/06/21 15:30	72	8	13	7	1	0	0	0	0	0	0	29
05/06/21 15:45	86	4	10	16	0	0	0	0	0	0	0	30
05/06/21 16:00	50	10	5	5	0	0	0	0	0	0	0	20
05/06/21 16:15	87	5	14	20	0	0	0	0	0	0	0	39
05/06/21 16:30	85	6	15	18	1	0	0	0	0	0	0	40
05/06/21 16:45	81	5	7	15	0	0	0	0	0	0	0	27
05/06/21 17:00	85	4	11	12	0	1	0	0	0	0	0	28
05/06/21 17:15	91	3	14	16	1	0	0	0	0	0	0	34
05/06/21 17:30	91	3	14	17	0	0	0	0	0	0	0	34
05/06/21 17:45	96	1	11	16	1	0	0	0	0	0	0	29
05/06/21 18:00	84	4	16	5	1	0	0	0	0	0	0	26
05/06/21 18:15	96	1	13	11	0	0	0	0	0	0	0	25
05/06/21 18:30	97	1	12	20	2	0	0	0	0	0	0	35
05/06/21 18:45	92	2	12	14	0	0	0	0	0	0	0	28
05/06/21 19:00	89	2	11	5	1	0	0	0	0	0	0	19
05/06/21 19:15	82	4	9	9	1	0	0	0	0	0	0	23
05/06/21 19:30	77	4	10	3	1	0	0	0	0	0	0	18

05/07/21 07:45	84	2	6	5	0	0	0	0	0	0	0	13
05/07/21 08:00	68	6	6	6	1	0	0	0	0	0	0	19
05/07/21 08:15	81	4	14	4	0	0	0	0	0	0	0	22
05/07/21 08:30	91	2	14	5	2	0	0	0	0	0	0	23
05/07/21 08:45	85	3	14	4	0	0	0	0	0	0	0	21
05/07/21 09:00	60	4	3	3	0	0	0	0	0	0	0	10
05/07/21 09:15	100	0	6	4	2	0	0	0	0	0	0	12
05/07/21 09:30	60	6	4	4	0	1	0	0	0	0	0	15
05/07/21 09:45	80	3	7	5	0	0	0	0	0	0	0	15
05/07/21 10:00	70	5	10	2	0	0	0	0	0	0	0	17
05/07/21 10:15	78	3	9	2	0	0	0	0	0	0	0	14
05/07/21 10:30	84	3	5	6	5	0	0	0	0	0	0	19
05/07/21 10:45	80	3	9	3	0	0	0	0	0	0	0	15
05/07/21 11:00	71	2	2	3	0	0	0	0	0	0	0	7
05/07/21 11:15	93	1	8	6	0	0	0	0	0	0	0	15
05/07/21 11:30	72	6	10	5	1	0	0	0	0	0	0	22
05/07/21 11:45	70	3	5	2	0	0	0	0	0	0	0	10
05/07/21 12:00	94	1	10	6	0	0	0	0	0	0	0	17
05/07/21 12:15	75	3	7	2	0	0	0	0	0	0	0	12
05/07/21 12:30	53	6	6	1	0	0	0	0	0	0	0	13
05/07/21 12:45	78	5	6	11	1	0	0	0	0	0	0	23
05/07/21 13:00	93	1	7	8	0	0	0	0	0	0	0	16
05/07/21 13:15	93	1	9	5	1	0	0	0	0	0	0	16
05/07/21 13:30	68	7	9	5	1	0	0	0	0	0	0	22
05/07/21 13:45	85	2	9	3	0	0	0	0	0	0	0	14
05/07/21 14:00	95	1	10	10	0	0	0	0	0	0	0	21
05/07/21 14:15	73	5	8	6	0	0	0	0	0	0	0	19
05/07/21 14:30	94	1	13	5	0	0	0	0	0	0	0	19
05/07/21 14:45	94	2	22	10	2	0	0	0	0	0	0	36
05/07/21 15:00	92	3	11	24	0	0	0	0	0	0	0	38
05/07/21 15:15	85	4	10	13	0	0	0	0	0	0	0	27
05/07/21 15:30	82	5	13	11	0	0	0	0	0	0	0	29
05/07/21 15:45	83	5	13	7	5	0	0	0	0	0	0	30
05/07/21 16:00	76	6	9	7	4	0	0	0	0	0	0	26
05/07/21 16:15	94	1	12	4	1	0	0	0	0	0	0	18
05/07/21 16:30	93	2	16	12	1	0	0	0	0	0	0	31
05/07/21 16:45	87	3	7	14	0	0	0	0	0	0	0	24
05/07/21 17:00	84	4	11	9	1	0	0	0	0	0	0	25
05/07/21 17:15	84	5	10	18	0	0	0	0	0	0	0	33
05/07/21 17:30	80	7	13	14	1	0	0	0	0	0	0	35
05/07/21 17:45	89	3	15	9	1	0	0	0	0	0	0	28
05/07/21 18:00	94	1	8	8	0	0	0	0	0	0	0	17
05/07/21 18:15	87	3	12	9	0	0	0	0	0	0	0	24
05/07/21 18:30	96	1	18	8	3	0	0	0	0	0	0	30
05/07/21 18:45	90	3	16	14	0	0	0	0	0	0	0	33
05/07/21 19:00	100	0	12	9	2	0	0	0	0	0	0	23
05/07/21 19:15	80	5	9	12	0	0	0	0	0	0	0	26
05/07/21 19:30	92	2	12	9	2	0	0	0	0	0	0	25

05/11/21 07:45	83	3	8	7	0	0	0	0	0	0	0	18
05/11/21 08:00	71	4	7	2	1	0	0	0	0	0	0	14
05/11/21 08:15	85	3	12	6	0	0	0	0	0	0	0	21
05/11/21 08:30	88	2	9	6	0	0	0	0	0	0	0	17
05/11/21 08:45	85	2	6	6	0	0	0	0	0	0	0	14
05/11/21 09:00	88	3	7	16	0	0	0	0	0	0	0	26
05/11/21 09:15	88	2	9	6	0	0	0	0	0	0	0	17
05/11/21 09:30	94	1	6	4	4	2	0	0	0	0	0	17
05/11/21 09:45	54	5	4	2	0	0	0	0	0	0	0	11
05/11/21 10:00	76	4	7	6	0	0	0	0	0	0	0	17
05/11/21 10:15	93	1	6	8	0	0	0	0	0	0	0	15
05/11/21 10:30	92	1	7	6	0	0	0	0	0	0	0	14
05/11/21 10:45	100	0	12	5	0	0	0	0	0	0	0	17
05/11/21 11:00	93	1	8	6	1	0	0	0	0	0	0	16
05/11/21 11:15	90	1	8	1	0	0	0	0	0	0	0	10
05/11/21 11:30	37	5	3	0	0	0	0	0	0	0	0	8
05/11/21 11:45	92	1	6	7	0	0	0	0	0	0	0	14
05/11/21 12:00	80	2	6	2	0	0	0	0	0	0	0	10
05/11/21 12:15	88	2	13	2	1	0	0	0	0	0	0	18
05/11/21 12:30	82	3	8	6	0	0	0	0	0	0	0	17
05/11/21 12:45	100	0	3	10	0	0	0	0	0	0	0	13
05/11/21 13:00	80	4	4	11	2	0	0	0	0	0	0	21
05/11/21 13:15	87	2	4	9	1	0	0	0	0	0	0	16
05/11/21 13:30	80	3	6	5	1	0	0	0	0	0	0	15
05/11/21 13:45	92	1	7	6	0	0	0	0	0	0	0	14
05/11/21 14:00	70	5	6	6	0	0	0	0	0	0	0	17
05/11/21 14:15	93	1	10	4	1	0	0	0	0	0	0	16
05/11/21 14:30	82	3	6	7	1	0	0	0	0	0	0	17
05/11/21 14:45	66	4	4	4	0	0	0	0	0	0	0	12
05/11/21 15:00	85	3	9	6	3	0	0	0	0	0	0	21
05/11/21 15:15	90	2	10	9	0	0	0	0	0	0	0	21
05/11/21 15:30	79	6	12	10	1	0	0	0	0	0	0	29
05/11/21 15:45	93	1	11	3	1	0	0	0	0	0	0	16
05/11/21 16:00	92	3	14	17	4	0	0	0	0	0	0	38
05/11/21 16:15	96	1	12	16	1	0	0	0	0	0	0	30
05/11/21 16:30	100	0	15	4	0	0	0	0	0	0	0	19
05/11/21 16:45	84	4	16	6	0	0	0	0	0	0	0	26
05/11/21 17:00	94	2	12	25	0	0	0	0	0	0	0	39
05/11/21 17:15	91	3	10	21	0	0	0	0	0	0	0	34
05/11/21 17:30	92	3	10	21	4	0	0	0	0	0	0	38
05/11/21 17:45	96	2	19	25	4	0	0	0	0	0	0	50
05/11/21 18:00	85	3	12	5	1	0	0	0	0	0	0	21
05/11/21 18:15	95	1	13	6	1	0	0	0	0	0	0	21
05/11/21 18:30	100	0	5	9	0	0	0	0	0	0	0	14
05/11/21 18:45	94	2	15	11	6	0	0	0	0	0	0	34
05/11/21 19:00	92	2	11	13	0	0	0	0	0	0	0	26
05/11/21 19:15	100	0	8	12	0	0	0	0	0	0	0	20
05/11/21 19:30	75	4	4	6	1	1	0	0	0	0	0	16

05/11/21 19:45	97	1	15	16	4	0	0	0	0	0	0	36
05/11/21 20:00	100	0	8	2	1	0	0	0	0	0	0	11
05/11/21 20:15	93	1	7	6	1	0	0	0	0	0	0	15
05/11/21 20:30	100	0	4	6	0	0	0	0	0	0	0	10
05/11/21 20:45	83	1	4	1	0	0	0	0	0	0	0	6
05/11/21 21:00	100	0	7	3	1	0	0	0	0	0	0	11
05/11/21 21:15	100	0	3	2	0	0	0	0	0	0	0	5
05/11/21 21:30	100	0	3	5	0	0	0	0	0	0	0	8
05/11/21 21:45	88	1	4	3	1	0	0	0	0	0	0	9
05/11/21 22:00	80	1	1	3	0	0	0	0	0	0	0	5
05/11/21 22:15	75	1	1	2	0	0	0	0	0	0	0	4
05/11/21 22:30	100	0	2	0	0	0	0	0	0	0	0	2
05/11/21 22:45	100	0	1	1	0	0	0	0	0	0	0	2
05/11/21 23:00	100	0	1	0	0	0	0	0	0	0	0	1
05/11/21 23:15	0	0	0	0	0	0	0	0	0	0	0	0
05/11/21 23:30	0	0	0	0	0	0	0	0	0	0	0	0
05/11/21 23:45	100	0	1	0	0	0	0	0	0	0	0	1
05/12/21 00:00	100	0	1	2	0	0	0	0	0	0	0	3
05/12/21 00:15	100	0	1	1	0	0	0	0	0	0	0	2
05/12/21 00:30	100	0	0	1	0	0	0	0	0	0	0	1
05/12/21 00:45	0	0	0	0	0	0	0	0	0	0	0	0
05/12/21 01:00	0	0	0	0	0	0	0	0	0	0	0	0
05/12/21 01:15	0	0	0	0	0	0	0	0	0	0	0	0
05/12/21 01:30	100	0	1	0	0	0	0	0	0	0	0	1
05/12/21 01:45	0	0	0	0	0	0	0	0	0	0	0	0
05/12/21 02:00	0	0	0	0	0	0	0	0	0	0	0	0
05/12/21 02:15	100	0	0	1	0	0	0	0	0	0	0	1
05/12/21 02:30	0	0	0	0	0	0	0	0	0	0	0	0
05/12/21 02:45	0	0	0	0	0	0	0	0	0	0	0	0
05/12/21 03:00	100	0	0	0	1	0	0	0	0	0	0	1
05/12/21 03:15	0	0	0	0	0	0	0	0	0	0	0	0
05/12/21 03:30	100	0	0	0	0	1	0	0	0	0	0	1
05/12/21 03:45	0	0	0	0	0	0	0	0	0	0	0	0
05/12/21 04:00	100	0	0	1	0	0	0	0	0	0	0	1
05/12/21 04:15	0	0	0	0	0	0	0	0	0	0	0	0
05/12/21 04:30	100	0	0	1	0	0	0	0	0	0	0	1
05/12/21 04:45	0	0	0	0	0	0	0	0	0	0	0	0
05/12/21 05:00	100	0	2	0	0	0	0	0	0	0	0	2
05/12/21 05:15	0	0	0	0	0	0	0	0	0	0	0	0
05/12/21 05:30	100	0	3	1	0	0	0	0	0	0	0	4
05/12/21 05:45	80	1	1	2	1	0	0	0	0	0	0	5
05/12/21 06:00	100	0	5	2	1	0	0	0	0	0	0	8
05/12/21 06:15	100	0	2	7	1	0	0	0	0	0	0	10
05/12/21 06:30	100	0	3	2	0	0	0	0	0	0	0	5
05/12/21 06:45	100	0	10	6	1	0	0	0	0	0	0	17
05/12/21 07:00	92	1	6	6	1	0	0	0	0	0	0	14
05/12/21 07:15	91	1	7	3	1	0	0	0	0	0	0	12
05/12/21 07:30	96	1	10	11	4	0	0	0	0	0	0	26

05/13/21 07:45	93	1	7	7	1	0	0	0	0	0	0	16
05/13/21 08:00	84	3	9	6	1	0	0	0	0	0	0	19
05/13/21 08:15	71	6	11	4	0	0	0	0	0	0	0	21
05/13/21 08:30	92	1	7	5	1	0	0	0	0	0	0	14
05/13/21 08:45	92	1	7	6	0	0	0	0	0	0	0	14
05/13/21 09:00	90	2	6	13	1	0	0	0	0	0	0	22
05/13/21 09:15	75	3	6	3	0	0	0	0	0	0	0	12
05/13/21 09:30	61	7	4	7	0	0	0	0	0	0	0	18
05/13/21 09:45	100	0	9	7	0	0	0	0	0	0	0	16
05/13/21 10:00	85	1	3	3	0	0	0	0	0	0	0	7
05/13/21 10:15	85	2	9	3	0	0	0	0	0	0	0	14
05/13/21 10:30	92	1	6	5	1	0	0	0	0	0	0	13
05/13/21 10:45	81	2	5	4	0	0	0	0	0	0	0	11
05/13/21 11:00	90	1	6	3	0	0	0	0	0	0	0	10
05/13/21 11:15	81	3	8	3	2	0	0	0	0	0	0	16
05/13/21 11:30	66	6	5	7	0	0	0	0	0	0	0	18
05/13/21 11:45	94	1	4	13	0	0	0	0	0	0	0	18
05/13/21 12:00	75	3	9	0	0	0	0	0	0	0	0	12
05/13/21 12:15	93	1	7	6	1	0	0	0	0	0	0	15
05/13/21 12:30	76	4	6	7	0	0	0	0	0	0	0	17
05/13/21 12:45	85	2	9	2	1	0	0	0	0	0	0	14
05/13/21 13:00	88	3	11	11	0	0	0	0	0	0	0	25
05/13/21 13:15	84	2	7	4	0	0	0	0	0	0	0	13
05/13/21 13:30	83	2	8	2	0	0	0	0	0	0	0	12
05/13/21 13:45	100	0	11	1	1	0	0	0	0	0	0	13
05/13/21 14:00	85	3	10	8	0	0	0	0	0	0	0	21
05/13/21 14:15	86	3	10	9	0	0	0	0	0	0	0	22
05/13/21 14:30	82	5	9	15	0	0	0	0	0	0	0	29
05/13/21 14:45	88	3	14	8	0	0	0	0	0	0	0	25
05/13/21 15:00	80	4	8	8	0	0	0	0	0	0	0	20
05/13/21 15:15	79	7	21	6	0	0	0	0	0	0	0	34
05/13/21 15:30	90	2	15	5	0	0	0	0	0	0	0	22
05/13/21 15:45	94	1	10	5	1	0	0	0	0	0	0	17
05/13/21 16:00	76	4	7	6	0	0	0	0	0	0	0	17
05/13/21 16:15	93	2	14	13	0	0	0	0	0	0	0	29
05/13/21 16:30	81	6	8	16	3	0	0	0	0	0	0	33
05/13/21 16:45	93	2	15	13	0	0	0	0	0	0	0	30
05/13/21 17:00	91	3	14	17	1	0	0	0	0	0	0	35
05/13/21 17:15	73	7	12	6	1	0	0	0	0	0	0	26
05/13/21 17:30	100	0	13	9	0	1	0	0	0	0	0	23
05/13/21 17:45	90	3	21	6	1	0	0	0	0	0	0	31
05/13/21 18:00	77	5	8	9	0	0	0	0	0	0	0	22
05/13/21 18:15	95	1	14	5	2	0	0	0	0	0	0	22
05/13/21 18:30	88	2	8	7	1	0	0	0	0	0	0	18
05/13/21 18:45	82	7	15	17	0	0	0	0	0	0	0	39
05/13/21 19:00	80	4	8	7	1	0	0	0	0	0	0	20
05/13/21 19:15	93	1	9	5	1	0	0	0	0	0	0	16
05/13/21 19:30	81	5	7	13	2	0	0	0	0	0	0	27

05/13/21 19:45	69	4	6	3	0	0	0	0	0	0	0	13
05/13/21 20:00	81	2	4	5	0	0	0	0	0	0	0	11
05/13/21 20:15	94	1	9	8	0	0	0	0	0	0	0	18
05/13/21 20:30	100	0	4	4	0	0	0	0	0	0	0	8
05/13/21 20:45	86	2	6	7	0	0	0	0	0	0	0	15
05/13/21 21:00	91	1	6	5	0	0	0	0	0	0	0	12
05/13/21 21:15	100	0	5	3	1	0	0	0	0	0	0	9
05/13/21 21:30	100	0	7	4	0	0	0	0	0	0	0	11
05/13/21 21:45	88	1	2	4	2	0	0	0	0	0	0	9
05/13/21 22:00	83	1	3	2	0	0	0	0	0	0	0	6
05/13/21 22:15	66	1	1	0	1	0	0	0	0	0	0	3
05/13/21 22:30	80	1	2	2	0	0	0	0	0	0	0	5
05/13/21 22:45	100	0	2	2	0	0	0	0	0	0	0	4
05/13/21 23:00	100	0	1	0	0	0	0	0	0	0	0	1
05/13/21 23:15	50	1	0	1	0	0	0	0	0	0	0	2
05/13/21 23:30	100	0	2	0	0	0	0	0	0	0	0	2
05/13/21 23:45	100	0	2	3	0	0	0	0	0	0	0	5
05/14/21 00:00	100	0	2	1	0	0	0	0	0	0	0	3
05/14/21 00:15	100	0	1	0	0	0	0	0	0	0	0	1
05/14/21 00:30	100	0	1	0	0	0	0	0	0	0	0	1
05/14/21 00:45	0	0	0	0	0	0	0	0	0	0	0	0
05/14/21 01:00	100	0	2	1	1	0	0	0	0	0	0	4
05/14/21 01:15	100	0	1	1	0	0	0	0	0	0	0	2
05/14/21 01:30	100	0	1	0	0	0	0	0	0	0	0	1
05/14/21 01:45	0	0	0	0	0	0	0	0	0	0	0	0
05/14/21 02:00	100	0	0	1	0	0	0	0	0	0	0	1
05/14/21 02:15	0	0	0	0	0	0	0	0	0	0	0	0
05/14/21 02:30	0	0	0	0	0	0	0	0	0	0	0	0
05/14/21 02:45	100	0	0	1	0	0	0	0	0	0	0	1
05/14/21 03:00	100	0	1	0	1	0	0	0	0	0	0	2
05/14/21 03:15	0	0	0	0	0	0	0	0	0	0	0	0
05/14/21 03:30	0	0	0	0	0	0	0	0	0	0	0	0
05/14/21 03:45	0	0	0	0	0	0	0	0	0	0	0	0
05/14/21 04:00	0	0	0	0	0	0	0	0	0	0	0	0
05/14/21 04:15	0	0	0	0	0	0	0	0	0	0	0	0
05/14/21 04:30	0	0	0	0	0	0	0	0	0	0	0	0
05/14/21 04:45	100	0	1	0	0	0	0	0	0	0	0	1
05/14/21 05:00	0	0	0	0	0	0	0	0	0	0	0	0
05/14/21 05:15	100	0	1	1	0	0	0	0	0	0	0	2
05/14/21 05:30	66	1	2	0	0	0	0	0	0	0	0	3
05/14/21 05:45	80	1	2	2	0	0	0	0	0	0	0	5
05/14/21 06:00	81	2	3	6	0	0	0	0	0	0	0	11
05/14/21 06:15	100	0	3	1	1	0	0	0	0	0	0	5
05/14/21 06:30	100	0	1	1	1	0	0	0	0	0	0	3
05/14/21 06:45	91	1	4	5	2	0	0	0	0	0	0	12
05/14/21 07:00	78	3	5	6	0	0	0	0	0	0	0	14
05/14/21 07:15	72	3	5	3	0	0	0	0	0	0	0	11
05/14/21 07:30	78	3	8	2	1	0	0	0	0	0	0	14

05/14/21 07:45	77	2	3	4	0	0	0	0	0	0	0	9
05/14/21 08:00	68	6	9	4	0	0	0	0	0	0	0	19
05/14/21 08:15	73	5	10	4	0	0	0	0	0	0	0	19
05/14/21 08:30	77	4	10	4	0	0	0	0	0	0	0	18
05/14/21 08:45	72	5	7	6	0	0	0	0	0	0	0	18
05/14/21 09:00	75	4	9	3	0	0	0	0	0	0	0	16
05/14/21 09:15	83	6	14	10	6	0	0	0	0	0	0	36

Lowest Speeds Summary Report

Title/Location:
Sign Address: 99301121030001

Measurement Period: 04/26/21 12:00:01 AM to 05/14/21 09:15:02 AM
Reporting Period: 04/26/21 12:00:01 AM to 05/14/21 09:15:02 AM

Total number of vehicles: 21082
Posted Speed Limit: 25 MPH
25th Percentile Speed: 22 MPH
Total Vehicles For:
Below 21: 2626
33 - 38: 758
51 - 56: 0
Above 69: 0

Lowest Log Speed Setting: 15 MPH
Average Speed: 26 MPH
50th Percentile Speed: 25 MPH

21 - 26: 9964
39 - 44: 37
57 - 62: 0

Highest Log Speed Setting: 75 MPH
85th Percentile Speed: 30 MPH

27 - 32: 7697
45 - 50: 0
63 - 68: 0

Lowest Speeds Summary Report

Title/Location: 23Nixon
 Sign Address: 99301121030001

Measurement Period: 11/30/21 12:00:01 AM to 12/02/21 11:45:00 PM
 Reporting Period: 11/30/21 12:00:01 AM to 12/02/21 11:45:00 PM

Total number of vehicles: 6043	Lowest Log Speed Setting: 10 MPH	Highest Log Speed Setting: 70 MPH
Posted Speed Limit: 25 MPH	Average Speed: 24 MPH	
25th Percentile Speed: 19 MPH	50th Percentile Speed: 24 MPH	85th Percentile Speed: 30 MPH
Total Vehicles For:		
Below 16: 374	16 - 21: 1805	22 - 27: 2355
28 - 33: 1431	34 - 39: 78	40 - 45: 0
46 - 51: 0	52 - 57: 0	58 - 63: 0
Above 64: 0		

Time	% Above Speed Limit	Below 16	16 - 21	22 - 27	28 - 33	34 - 39	40 - 45	46 - 51	52 - 57	58 - 63	Above 64	Total Vehicles
11/30/21 00:00	100	0	0	0	1	0	0	0	0	0	0	1
11/30/21 00:15	0	0	0	0	0	0	0	0	0	0	0	0
11/30/21 00:30	100	0	0	1	0	0	0	0	0	0	0	1
11/30/21 00:45	0	1	0	0	0	0	0	0	0	0	0	1
11/30/21 01:00	0	0	0	0	0	0	0	0	0	0	0	0
11/30/21 01:15	0	0	0	0	0	0	0	0	0	0	0	0
11/30/21 01:30	0	0	0	0	0	0	0	0	0	0	0	0
11/30/21 01:45	0	0	0	0	0	0	0	0	0	0	0	0
11/30/21 02:00	0	0	0	0	0	0	0	0	0	0	0	0
11/30/21 02:15	0	0	0	0	0	0	0	0	0	0	0	0
11/30/21 02:30	0	0	0	0	0	0	0	0	0	0	0	0
11/30/21 02:45	0	0	0	0	0	0	0	0	0	0	0	0
11/30/21 03:00	0	0	0	0	0	0	0	0	0	0	0	0
11/30/21 03:15	0	0	1	0	0	0	0	0	0	0	0	1
11/30/21 03:30	0	0	0	0	0	0	0	0	0	0	0	0
11/30/21 03:45	33	2	0	1	0	0	0	0	0	0	0	3
11/30/21 04:00	0	0	0	0	0	0	0	0	0	0	0	0
11/30/21 04:15	100	0	0	1	0	0	0	0	0	0	0	1
11/30/21 04:30	100	0	0	2	0	0	0	0	0	0	0	2
11/30/21 04:45	100	0	0	1	0	0	0	0	0	0	0	1
11/30/21 05:00	100	0	0	1	0	0	0	0	0	0	0	1
11/30/21 05:15	50	0	1	1	0	0	0	0	0	0	0	2
11/30/21 05:30	100	0	0	2	0	0	0	0	0	0	0	2
11/30/21 05:45	40	1	2	2	0	0	0	0	0	0	0	5
11/30/21 06:00	66	0	2	4	0	0	0	0	0	0	0	6
11/30/21 06:15	20	1	3	1	0	0	0	0	0	0	0	5
11/30/21 06:30	42	1	3	2	1	0	0	0	0	0	0	7
11/30/21 06:45	41	1	9	4	3	0	0	0	0	0	0	17
11/30/21 07:00	73	1	4	12	2	0	0	0	0	0	0	19
11/30/21 07:15	75	1	6	9	13	0	0	0	0	0	0	29
11/30/21 07:30	77	1	12	22	20	3	0	0	0	0	0	58

11/30/21 07:45	62	0	6	8	2	0	0	0	0	0	0	16
11/30/21 08:00	64	3	9	13	9	0	0	0	0	0	0	34
11/30/21 08:15	86	1	7	31	20	0	0	0	0	0	0	59
11/30/21 08:30	73	0	13	15	21	0	0	0	0	0	0	49
11/30/21 08:45	69	3	7	20	3	0	0	0	0	0	0	33
11/30/21 09:00	65	4	8	11	12	0	0	0	0	0	0	35
11/30/21 09:15	53	1	5	7	0	0	0	0	0	0	0	13
11/30/21 09:30	22	3	4	2	0	0	0	0	0	0	0	9
11/30/21 09:45	47	2	7	6	1	1	0	0	0	0	0	17
11/30/21 10:00	50	0	5	5	0	0	0	0	0	0	0	10
11/30/21 10:15	65	1	9	14	5	0	0	0	0	0	0	29
11/30/21 10:30	65	0	7	13	0	0	0	0	0	0	0	20
11/30/21 10:45	41	2	8	6	1	0	0	0	0	0	0	17
11/30/21 11:00	70	1	5	10	4	0	0	0	0	0	0	20
11/30/21 11:15	60	2	9	10	7	0	0	0	0	0	0	28
11/30/21 11:30	73	1	3	9	1	1	0	0	0	0	0	15
11/30/21 11:45	76	0	11	20	16	0	0	0	0	0	0	47
11/30/21 12:00	42	5	17	15	1	0	0	0	0	0	0	38
11/30/21 12:15	50	3	9	9	3	0	0	0	0	0	0	24
11/30/21 12:30	56	2	8	5	8	0	0	0	0	0	0	23
11/30/21 12:45	44	1	9	8	0	0	0	0	0	0	0	18
11/30/21 13:00	74	2	5	20	0	0	0	0	0	0	0	27
11/30/21 13:15	52	0	12	13	0	0	0	0	0	0	0	25
11/30/21 13:30	64	3	8	20	0	0	0	0	0	0	0	31
11/30/21 13:45	76	2	4	10	2	7	0	0	0	0	0	25
11/30/21 14:00	70	1	8	9	13	0	0	0	0	0	0	31
11/30/21 14:15	39	3	11	9	0	0	0	0	0	0	0	23
11/30/21 14:30	80	0	9	17	18	1	0	0	0	0	0	45
11/30/21 14:45	80	3	7	24	15	1	0	0	0	0	0	50
11/30/21 15:00	77	1	11	21	19	1	0	0	0	0	0	53
11/30/21 15:15	60	0	8	7	5	0	0	0	0	0	0	20
11/30/21 15:30	79	1	10	21	21	0	0	0	0	0	0	53
11/30/21 15:45	69	1	15	22	14	0	0	0	0	0	0	52
11/30/21 16:00	91	1	8	31	64	0	0	0	0	0	0	104
11/30/21 16:15	65	2	15	18	14	0	0	0	0	0	0	49
11/30/21 16:30	62	3	17	27	7	0	0	0	0	0	0	54
11/30/21 16:45	62	5	20	15	25	2	0	0	0	0	0	67
11/30/21 17:00	48	5	21	18	6	0	0	0	0	0	0	50
11/30/21 17:15	67	1	17	25	12	0	0	0	0	0	0	55
11/30/21 17:30	66	1	23	32	16	0	0	0	0	0	0	72
11/30/21 17:45	61	2	19	23	11	0	0	0	0	0	0	55
11/30/21 18:00	71	1	12	16	14	2	0	0	0	0	0	45
11/30/21 18:15	55	1	15	13	7	0	0	0	0	0	0	36
11/30/21 18:30	62	2	11	7	14	1	0	0	0	0	0	35
11/30/21 18:45	59	6	12	21	5	0	0	0	0	0	0	44
11/30/21 19:00	71	0	8	11	9	0	0	0	0	0	0	28
11/30/21 19:15	63	1	7	7	3	4	0	0	0	0	0	22
11/30/21 19:30	59	2	7	9	4	0	0	0	0	0	0	22

11/30/21 19:45	43	2	7	5	2	0	0	0	0	0	0	16
11/30/21 20:00	66	0	4	5	3	0	0	0	0	0	0	12
11/30/21 20:15	60	0	6	9	0	0	0	0	0	0	0	15
11/30/21 20:30	68	0	6	2	11	0	0	0	0	0	0	19
11/30/21 20:45	46	0	8	5	2	0	0	0	0	0	0	15
11/30/21 21:00	40	0	3	2	0	0	0	0	0	0	0	5
11/30/21 21:15	50	0	2	2	0	0	0	0	0	0	0	4
11/30/21 21:30	69	1	3	8	1	0	0	0	0	0	0	13
11/30/21 21:45	55	1	3	4	1	0	0	0	0	0	0	9
11/30/21 22:00	57	1	2	4	0	0	0	0	0	0	0	7
11/30/21 22:15	66	1	0	2	0	0	0	0	0	0	0	3
11/30/21 22:30	72	0	3	3	5	0	0	0	0	0	0	11
11/30/21 22:45	33	1	1	1	0	0	0	0	0	0	0	3
11/30/21 23:00	85	1	0	1	4	1	0	0	0	0	0	7
11/30/21 23:15	0	0	0	0	0	0	0	0	0	0	0	0
11/30/21 23:30	33	0	2	0	0	1	0	0	0	0	0	3
11/30/21 23:45	100	0	0	2	0	0	0	0	0	0	0	2
12/01/21 00:00	100	0	0	1	0	0	0	0	0	0	0	1
12/01/21 00:15	0	0	0	0	0	0	0	0	0	0	0	0
12/01/21 00:30	66	0	2	4	0	0	0	0	0	0	0	6
12/01/21 00:45	0	0	0	0	0	0	0	0	0	0	0	0
12/01/21 01:00	0	0	0	0	0	0	0	0	0	0	0	0
12/01/21 01:15	0	0	0	0	0	0	0	0	0	0	0	0
12/01/21 01:30	0	0	0	0	0	0	0	0	0	0	0	0
12/01/21 01:45	0	0	0	0	0	0	0	0	0	0	0	0
12/01/21 02:00	0	0	0	0	0	0	0	0	0	0	0	0
12/01/21 02:15	0	0	0	0	0	0	0	0	0	0	0	0
12/01/21 02:30	0	0	1	0	0	0	0	0	0	0	0	1
12/01/21 02:45	0	0	0	0	0	0	0	0	0	0	0	0
12/01/21 03:00	0	0	0	0	0	0	0	0	0	0	0	0
12/01/21 03:15	100	0	0	1	0	0	0	0	0	0	0	1
12/01/21 03:30	0	1	0	0	0	0	0	0	0	0	0	1
12/01/21 03:45	100	0	0	1	0	0	0	0	0	0	0	1
12/01/21 04:00	0	0	0	0	0	0	0	0	0	0	0	0
12/01/21 04:15	0	0	0	0	0	0	0	0	0	0	0	0
12/01/21 04:30	0	0	0	0	0	0	0	0	0	0	0	0
12/01/21 04:45	100	0	0	1	1	0	0	0	0	0	0	2
12/01/21 05:00	100	0	0	1	0	0	0	0	0	0	0	1
12/01/21 05:15	0	0	0	0	0	0	0	0	0	0	0	0
12/01/21 05:30	50	0	1	0	1	0	0	0	0	0	0	2
12/01/21 05:45	55	2	2	5	0	0	0	0	0	0	0	9
12/01/21 06:00	16	2	3	1	0	0	0	0	0	0	0	6
12/01/21 06:15	60	1	1	3	0	0	0	0	0	0	0	5
12/01/21 06:30	45	2	4	4	1	0	0	0	0	0	0	11
12/01/21 06:45	44	2	8	7	1	0	0	0	0	0	0	18
12/01/21 07:00	63	2	5	5	6	1	0	0	0	0	0	19
12/01/21 07:15	33	0	4	1	1	0	0	0	0	0	0	6
12/01/21 07:30	61	3	10	14	7	0	0	0	0	0	0	34

12/01/21 07:45	72	2	8	8	17	2	0	0	0	0	0	37
12/01/21 08:00	61	2	10	8	9	2	0	0	0	0	0	31
12/01/21 08:15	75	4	2	17	1	0	0	0	0	0	0	24
12/01/21 08:30	66	0	7	11	3	0	0	0	0	0	0	21
12/01/21 08:45	86	0	3	7	12	0	0	0	0	0	0	22
12/01/21 09:00	65	3	13	15	16	0	0	0	0	0	0	47
12/01/21 09:15	75	0	3	9	0	0	0	0	0	0	0	12
12/01/21 09:30	57	1	7	6	3	2	0	0	0	0	0	19
12/01/21 09:45	75	4	3	8	12	1	0	0	0	0	0	28
12/01/21 10:00	18	5	4	2	0	0	0	0	0	0	0	11
12/01/21 10:15	15	2	9	1	1	0	0	0	0	0	0	13
12/01/21 10:30	26	6	22	10	0	0	0	0	0	0	0	38
12/01/21 10:45	37	5	5	4	2	0	0	0	0	0	0	16
12/01/21 11:00	63	8	6	10	14	0	0	0	0	0	0	38
12/01/21 11:15	53	7	15	13	12	0	0	0	0	0	0	47
12/01/21 11:30	80	0	6	7	17	0	0	0	0	0	0	30
12/01/21 11:45	62	1	5	10	0	0	0	0	0	0	0	16
12/01/21 12:00	58	3	9	7	10	0	0	0	0	0	0	29
12/01/21 12:15	79	0	9	9	22	3	0	0	0	0	0	43
12/01/21 12:30	30	1	6	2	1	0	0	0	0	0	0	10
12/01/21 12:45	90	1	3	15	21	0	0	0	0	0	0	40
12/01/21 13:00	22	3	11	4	0	0	0	0	0	0	0	18
12/01/21 13:15	71	2	6	17	3	0	0	0	0	0	0	28
12/01/21 13:30	82	1	7	20	18	0	0	0	0	0	0	46
12/01/21 13:45	74	3	12	23	18	2	0	0	0	0	0	58
12/01/21 14:00	73	0	9	17	8	0	0	0	0	0	0	34
12/01/21 14:15	64	1	9	8	10	0	0	0	0	0	0	28
12/01/21 14:30	42	2	10	9	0	0	0	0	0	0	0	21
12/01/21 14:45	76	2	18	33	31	0	0	0	0	0	0	84
12/01/21 15:00	67	1	11	16	9	0	0	0	0	0	0	37
12/01/21 15:15	52	3	7	11	0	0	0	0	0	0	0	21
12/01/21 15:30	77	1	12	22	22	0	0	0	0	0	0	57
12/01/21 15:45	61	1	24	17	23	0	0	0	0	0	0	65
12/01/21 16:00	76	3	19	41	31	0	0	0	0	0	0	94
12/01/21 16:15	70	8	16	33	19	4	0	0	0	0	0	80
12/01/21 16:30	61	3	19	24	11	0	0	0	0	0	0	57
12/01/21 16:45	52	0	17	10	9	0	0	0	0	0	0	36
12/01/21 17:00	69	2	11	24	6	0	0	0	0	0	0	43
12/01/21 17:15	48	7	18	8	14	2	0	0	0	0	0	49
12/01/21 17:30	58	1	20	29	0	0	0	0	0	0	0	50
12/01/21 17:45	52	3	21	25	2	0	0	0	0	0	0	51
12/01/21 18:00	61	8	21	28	19	0	0	0	0	0	0	76
12/01/21 18:15	55	4	15	18	6	0	0	0	0	0	0	43
12/01/21 18:30	16	5	16	4	0	0	0	0	0	0	0	25
12/01/21 18:45	66	3	11	19	9	0	0	0	0	0	0	42
12/01/21 19:00	62	1	12	12	10	0	0	0	0	0	0	35
12/01/21 19:15	69	0	7	9	6	1	0	0	0	0	0	23
12/01/21 19:30	67	1	8	4	15	0	0	0	0	0	0	28

12/01/21 19:45	42	1	7	3	2	1	0	0	0	0	0	14
12/01/21 20:00	36	3	4	4	0	0	0	0	0	0	0	11
12/01/21 20:15	55	0	4	4	1	0	0	0	0	0	0	9
12/01/21 20:30	77	0	5	6	11	0	0	0	0	0	0	22
12/01/21 20:45	28	1	4	2	0	0	0	0	0	0	0	7
12/01/21 21:00	14	3	3	0	1	0	0	0	0	0	0	7
12/01/21 21:15	58	0	5	7	0	0	0	0	0	0	0	12
12/01/21 21:30	79	0	5	9	3	7	0	0	0	0	0	24
12/01/21 21:45	27	2	6	2	1	0	0	0	0	0	0	11
12/01/21 22:00	50	0	2	2	0	0	0	0	0	0	0	4
12/01/21 22:15	83	0	1	5	0	0	0	0	0	0	0	6
12/01/21 22:30	85	1	0	5	1	0	0	0	0	0	0	7
12/01/21 22:45	25	0	3	1	0	0	0	0	0	0	0	4
12/01/21 23:00	0	2	0	0	0	0	0	0	0	0	0	2
12/01/21 23:15	0	1	3	0	0	0	0	0	0	0	0	4
12/01/21 23:30	33	0	2	1	0	0	0	0	0	0	0	3
12/01/21 23:45	100	0	0	2	0	0	0	0	0	0	0	2
12/02/21 00:00	0	0	1	0	0	0	0	0	0	0	0	1
12/02/21 00:15	0	0	1	0	0	0	0	0	0	0	0	1
12/02/21 00:30	0	1	1	0	0	0	0	0	0	0	0	2
12/02/21 00:45	0	0	1	0	0	0	0	0	0	0	0	1
12/02/21 01:00	100	0	0	1	0	0	0	0	0	0	0	1
12/02/21 01:15	0	0	0	0	0	0	0	0	0	0	0	0
12/02/21 01:30	0	0	0	0	0	0	0	0	0	0	0	0
12/02/21 01:45	0	0	0	0	0	0	0	0	0	0	0	0
12/02/21 02:00	0	0	0	0	0	0	0	0	0	0	0	0
12/02/21 02:15	0	0	0	0	0	0	0	0	0	0	0	0
12/02/21 02:30	0	0	0	0	0	0	0	0	0	0	0	0
12/02/21 02:45	0	0	0	0	0	0	0	0	0	0	0	0
12/02/21 03:00	100	0	0	1	0	0	0	0	0	0	0	1
12/02/21 03:15	0	0	0	0	0	0	0	0	0	0	0	0
12/02/21 03:30	0	1	0	0	0	0	0	0	0	0	0	1
12/02/21 03:45	0	1	1	0	0	0	0	0	0	0	0	2
12/02/21 04:00	0	0	0	0	0	0	0	0	0	0	0	0
12/02/21 04:15	0	0	0	0	0	0	0	0	0	0	0	0
12/02/21 04:30	100	0	0	1	0	0	0	0	0	0	0	1
12/02/21 04:45	0	0	1	0	0	0	0	0	0	0	0	1
12/02/21 05:00	100	0	0	1	0	0	0	0	0	0	0	1
12/02/21 05:15	100	0	0	1	0	0	0	0	0	0	0	1
12/02/21 05:30	100	0	0	3	0	0	0	0	0	0	0	3
12/02/21 05:45	25	1	2	1	0	0	0	0	0	0	0	4
12/02/21 06:00	100	0	0	3	0	0	0	0	0	0	0	3
12/02/21 06:15	100	0	0	4	0	0	0	0	0	0	0	4
12/02/21 06:30	30	3	6	3	1	0	0	0	0	0	0	13
12/02/21 06:45	44	1	4	4	0	0	0	0	0	0	0	9
12/02/21 07:00	83	0	5	17	9	0	0	0	0	0	0	31
12/02/21 07:15	82	0	3	5	9	0	0	0	0	0	0	17
12/02/21 07:30	51	1	13	10	5	0	0	0	0	0	0	29

12/02/21 07:45	48	3	14	13	2	1	0	0	0	0	0	33
12/02/21 08:00	69	1	3	9	0	0	0	0	0	0	0	13
12/02/21 08:15	63	0	8	13	1	0	0	0	0	0	0	22
12/02/21 08:30	54	0	5	6	0	0	0	0	0	0	0	11
12/02/21 08:45	89	3	0	11	14	0	0	0	0	0	0	28
12/02/21 09:00	33	0	8	3	1	0	0	0	0	0	0	12
12/02/21 09:15	72	1	6	18	0	0	0	0	0	0	0	25
12/02/21 09:30	80	1	4	17	4	0	0	0	0	0	0	26
12/02/21 09:45	67	3	6	18	1	0	0	0	0	0	0	28
12/02/21 10:00	44	3	21	10	9	0	0	0	0	0	0	43
12/02/21 10:15	72	3	5	11	9	1	0	0	0	0	0	29
12/02/21 10:30	80	1	1	8	0	0	0	0	0	0	0	10
12/02/21 10:45	66	1	6	10	4	0	0	0	0	0	0	21
12/02/21 11:00	78	1	4	11	3	4	0	0	0	0	0	23
12/02/21 11:15	41	6	12	7	6	0	0	0	0	0	0	31
12/02/21 11:30	41	0	7	5	0	0	0	0	0	0	0	12
12/02/21 11:45	60	1	8	13	1	0	0	0	0	0	0	23
12/02/21 12:00	54	6	8	9	8	0	0	0	0	0	0	31
12/02/21 12:15	62	1	11	9	11	0	0	0	0	0	0	32
12/02/21 12:30	78	1	7	10	19	0	0	0	0	0	0	37
12/02/21 12:45	75	1	8	9	13	5	0	0	0	0	0	36
12/02/21 13:00	68	5	13	18	21	0	0	0	0	0	0	57
12/02/21 13:15	52	1	7	8	1	0	0	0	0	0	0	17
12/02/21 13:30	51	1	14	16	0	0	0	0	0	0	0	31
12/02/21 13:45	36	0	7	4	0	0	0	0	0	0	0	11
12/02/21 14:00	72	1	9	13	14	0	0	0	0	0	0	37
12/02/21 14:15	37	3	7	6	0	0	0	0	0	0	0	16
12/02/21 14:30	52	1	8	4	6	0	0	0	0	0	0	19
12/02/21 14:45	61	1	11	8	11	0	0	0	0	0	0	31
12/02/21 15:00	74	1	9	11	18	0	0	0	0	0	0	39
12/02/21 15:15	60	0	15	16	7	0	0	0	0	0	0	38
12/02/21 15:30	44	3	23	16	5	0	0	0	0	0	0	47
12/02/21 15:45	54	3	7	11	1	0	0	0	0	0	0	22
12/02/21 16:00	75	2	7	21	7	0	0	0	0	0	0	37
12/02/21 16:15	73	2	16	21	29	1	0	0	0	0	0	69
12/02/21 16:30	55	1	26	25	8	0	0	0	0	0	0	60
12/02/21 16:45	36	3	16	5	6	0	0	0	0	0	0	30
12/02/21 17:00	50	5	7	10	2	0	0	0	0	0	0	24
12/02/21 17:15	64	1	23	35	2	6	0	0	0	0	0	67
12/02/21 17:30	77	0	19	31	30	5	0	0	0	0	0	85
12/02/21 17:45	58	5	26	25	18	0	0	0	0	0	0	74
12/02/21 18:00	70	6	15	29	21	0	0	0	0	0	0	71
12/02/21 18:15	77	0	19	24	42	0	0	0	0	0	0	85
12/02/21 18:30	67	5	13	20	18	0	0	0	0	0	0	56
12/02/21 18:45	64	1	11	22	0	0	0	0	0	0	0	34
12/02/21 19:00	61	3	5	11	2	0	0	0	0	0	0	21
12/02/21 19:15	40	0	13	8	1	0	0	0	0	0	0	22
12/02/21 19:30	55	2	10	13	2	0	0	0	0	0	0	27

Highest Speeds Summary Report

Title/Location: 38Nixon
 Sign Address: 99301121030002

Measurement Period: 11/30/21 12:00:00 AM to 12/02/21 11:45:00 PM
 Reporting Period: 11/30/21 12:00:00 AM to 12/02/21 11:45:00 PM

Total number of vehicles: 6662
 Posted Speed Limit: 25 MPH
 25th Percentile Speed: 28 MPH
 Total Vehicles For:
 Below 21: 57
 33 - 38: 2085
 51 - 56: 0
 Above 69: 0

Lowest Log Speed Setting: 15 MPH
 Average Speed: 31 MPH
 50th Percentile Speed: 31 MPH

Highest Log Speed Setting: 75 MPH
 85th Percentile Speed: 36 MPH

21 - 26: 602
 39 - 44: 139
 57 - 62: 0

27 - 32: 3770
 45 - 50: 9
 63 - 68: 0

Time	% Above Speed Limit	Below 21	21 - 26	27 - 32	33 - 38	39 - 44	45 - 50	51 - 56	57 - 62	63 - 68	Above 69	Total Vehicles
11/30/21 00:00	0	0	0	0	0	0	0	0	0	0	0	0
11/30/21 00:15	100	0	0	0	1	0	0	0	0	0	0	1
11/30/21 00:30	100	0	0	1	0	0	0	0	0	0	0	1
11/30/21 00:45	0	0	0	0	0	0	0	0	0	0	0	0
11/30/21 01:00	0	0	0	0	0	0	0	0	0	0	0	0
11/30/21 01:15	0	0	0	0	0	0	0	0	0	0	0	0
11/30/21 01:30	0	0	0	0	0	0	0	0	0	0	0	0
11/30/21 01:45	100	0	1	0	0	0	0	0	0	0	0	1
11/30/21 02:00	0	0	0	0	0	0	0	0	0	0	0	0
11/30/21 02:15	100	0	0	1	0	0	0	0	0	0	0	1
11/30/21 02:30	100	0	0	0	0	1	0	0	0	0	0	1
11/30/21 02:45	100	0	0	1	0	0	0	0	0	0	0	1
11/30/21 03:00	100	0	0	0	1	0	0	0	0	0	0	1
11/30/21 03:15	0	0	0	0	0	0	0	0	0	0	0	0
11/30/21 03:30	0	0	0	0	0	0	0	0	0	0	0	0
11/30/21 03:45	100	0	0	0	1	0	0	0	0	0	0	1
11/30/21 04:00	100	0	0	0	2	0	0	0	0	0	0	2
11/30/21 04:15	100	0	0	0	1	0	0	0	0	0	0	1
11/30/21 04:30	100	0	0	0	1	1	0	0	0	0	0	2
11/30/21 04:45	100	0	0	2	1	0	0	0	0	0	0	3
11/30/21 05:00	100	0	0	0	1	0	0	0	0	0	0	1
11/30/21 05:15	100	0	0	3	1	0	0	0	0	0	0	4
11/30/21 05:30	100	0	1	2	3	0	0	0	0	0	0	6
11/30/21 05:45	100	0	0	3	3	2	0	0	0	0	0	8
11/30/21 06:00	100	0	1	0	3	1	0	0	0	0	0	5
11/30/21 06:15	100	0	0	6	13	6	0	0	0	0	0	25
11/30/21 06:30	100	0	1	6	4	1	0	0	0	0	0	12
11/30/21 06:45	100	0	0	23	9	1	0	0	0	0	0	33
11/30/21 07:00	100	0	3	18	22	3	0	0	0	0	0	46
11/30/21 07:15	100	0	2	32	47	0	0	0	0	0	0	81
11/30/21 07:30	100	0	2	59	51	1	0	0	0	0	0	113

11/30/21 07:45	100	0	25	69	29	0	0	0	0	0	0	123
11/30/21 08:15	98	1	4	76	14	0	0	0	0	0	0	95
11/30/21 08:30	100	0	6	38	13	0	0	0	0	0	0	57
11/30/21 08:45	100	0	10	18	19	1	0	0	0	0	0	48
11/30/21 09:00	100	0	3	36	18	0	0	0	0	0	0	57
11/30/21 09:15	100	0	0	8	6	3	0	0	0	0	0	17
11/30/21 09:30	100	0	0	31	8	1	0	0	0	0	0	40
11/30/21 09:45	100	0	2	40	20	0	0	0	0	0	0	62
11/30/21 10:00	100	0	1	28	13	0	0	0	0	0	0	42
11/30/21 10:15	100	0	1	29	12	0	0	0	0	0	0	42
11/30/21 10:30	100	0	4	9	13	3	0	0	0	0	0	29
11/30/21 10:45	100	0	2	9	7	0	0	0	0	0	0	18
11/30/21 11:00	95	1	1	14	5	3	0	0	0	0	0	24
11/30/21 11:15	91	2	4	10	7	0	0	0	0	0	0	23
11/30/21 11:30	100	0	10	4	12	2	0	0	0	0	0	28
11/30/21 11:45	100	0	7	14	14	2	0	0	0	0	0	37
11/30/21 12:00	100	0	3	7	9	0	0	0	0	0	0	19
11/30/21 12:15	100	0	2	9	7	0	0	0	0	0	0	18
11/30/21 12:30	100	0	2	24	9	0	0	0	0	0	0	35
11/30/21 12:45	100	0	0	4	7	0	0	0	0	0	0	11
11/30/21 13:00	92	2	4	16	4	1	0	0	0	0	0	27
11/30/21 13:15	100	0	8	9	15	0	0	0	0	0	0	32
11/30/21 13:30	100	0	1	13	12	0	0	0	0	0	0	26
11/30/21 13:45	100	0	3	11	8	0	0	0	0	0	0	22
11/30/21 14:00	90	3	3	11	13	2	0	0	0	0	0	32
11/30/21 14:15	100	0	0	18	17	1	0	0	0	0	0	36
11/30/21 14:30	95	2	2	26	19	0	0	0	0	0	0	49
11/30/21 14:45	100	0	5	30	22	1	0	0	0	0	0	58
11/30/21 15:00	100	0	5	22	5	0	1	0	0	0	0	33
11/30/21 15:15	100	0	2	20	8	1	1	0	0	0	0	32
11/30/21 15:30	100	0	0	12	22	0	0	0	0	0	0	34
11/30/21 15:45	100	0	4	13	12	0	1	0	0	0	0	30
11/30/21 16:00	100	0	5	12	4	0	0	0	0	0	0	21
11/30/21 16:15	100	0	11	46	14	1	0	0	0	0	0	72
11/30/21 16:30	100	0	10	62	11	1	0	0	0	0	0	84
11/30/21 16:45	93	3	30	13	2	0	0	0	0	0	0	48
11/30/21 17:00	100	0	1	9	6	0	0	0	0	0	0	16
11/30/21 17:15	93	3	2	26	15	0	0	0	0	0	0	46
11/30/21 17:30	100	0	4	55	14	0	0	0	0	0	0	73
11/30/21 17:45	100	0	1	10	6	0	0	0	0	0	0	17
11/30/21 18:00	100	0	0	15	7	0	0	0	0	0	0	22
11/30/21 18:15	100	0	5	27	7	1	0	0	0	0	0	40
11/30/21 18:30	100	0	1	5	7	0	0	0	0	0	0	13
11/30/21 18:45	100	0	6	9	8	3	0	0	0	0	0	26
11/30/21 19:00	100	0	0	5	4	0	1	0	0	0	0	10
11/30/21 19:15	100	0	0	21	3	0	0	0	0	0	0	24
11/30/21 19:30	87	1	1	2	2	2	0	0	0	0	0	8
11/30/21 19:45	42	8	0	2	4	0	0	0	0	0	0	14

11/30/21 20:00	100	0	1	6	3	0	0	0	0	0	0	10
11/30/21 20:15	100	0	0	2	1	0	0	0	0	0	0	3
11/30/21 20:30	100	0	0	2	5	0	0	0	0	0	0	7
11/30/21 20:45	100	0	0	1	1	0	0	0	0	0	0	2
11/30/21 21:00	100	0	0	13	3	0	0	0	0	0	0	16
11/30/21 21:15	100	0	0	5	0	0	0	0	0	0	0	5
11/30/21 21:30	100	0	0	4	1	0	0	0	0	0	0	5
11/30/21 21:45	100	0	0	1	2	1	0	0	0	0	0	4
11/30/21 22:00	100	0	0	1	4	0	0	0	0	0	0	5
11/30/21 22:15	100	0	1	0	1	0	0	0	0	0	0	2
11/30/21 22:30	100	0	2	1	2	0	0	0	0	0	0	5
11/30/21 22:45	100	0	0	2	1	0	0	0	0	0	0	3
11/30/21 23:00	100	0	0	2	2	0	0	0	0	0	0	4
11/30/21 23:15	100	0	0	1	3	0	0	0	0	0	0	4
11/30/21 23:30	100	0	0	1	0	0	0	0	0	0	0	1
11/30/21 23:45	100	0	0	1	0	0	0	0	0	0	0	1
12/01/21 00:00	100	0	0	1	0	0	0	0	0	0	0	1
12/01/21 00:15	100	0	0	0	1	0	0	0	0	0	0	1
12/01/21 00:30	100	0	1	0	0	0	0	0	0	0	0	1
12/01/21 00:45	100	0	0	1	0	0	0	0	0	0	0	1
12/01/21 01:00	0	0	0	0	0	0	0	0	0	0	0	0
12/01/21 01:15	0	0	0	0	0	0	0	0	0	0	0	0
12/01/21 01:30	100	0	0	0	1	0	0	0	0	0	0	1
12/01/21 01:45	0	0	0	0	0	0	0	0	0	0	0	0
12/01/21 02:00	100	0	0	0	1	0	0	0	0	0	0	1
12/01/21 02:15	0	0	0	0	0	0	0	0	0	0	0	0
12/01/21 02:30	0	0	0	0	0	0	0	0	0	0	0	0
12/01/21 02:45	0	0	0	0	0	0	0	0	0	0	0	0
12/01/21 03:00	100	0	0	0	1	0	0	0	0	0	0	1
12/01/21 03:15	0	0	0	0	0	0	0	0	0	0	0	0
12/01/21 03:30	0	0	0	0	0	0	0	0	0	0	0	0
12/01/21 03:45	100	0	0	0	1	0	0	0	0	0	0	1
12/01/21 04:00	100	0	0	0	1	0	0	0	0	0	0	1
12/01/21 04:15	100	0	0	0	2	1	0	0	0	0	0	3
12/01/21 04:30	100	0	0	0	2	1	0	0	0	0	0	3
12/01/21 04:45	0	0	0	0	0	0	0	0	0	0	0	0
12/01/21 05:00	100	0	0	0	1	0	0	0	0	0	0	1
12/01/21 05:15	100	0	0	0	1	0	0	0	0	0	0	1
12/01/21 05:30	100	0	0	0	11	0	0	0	0	0	0	11
12/01/21 05:45	100	0	0	4	3	0	0	0	0	0	0	7
12/01/21 06:00	100	0	1	3	4	0	0	0	0	0	0	8
12/01/21 06:15	88	2	1	11	3	0	0	0	0	0	0	17
12/01/21 06:30	100	0	3	29	10	2	0	0	0	0	0	44
12/01/21 06:45	100	0	0	18	6	2	0	0	0	0	0	26
12/01/21 07:00	100	0	1	52	34	4	0	0	0	0	0	91
12/01/21 07:15	100	0	9	52	11	1	1	0	0	0	0	74
12/01/21 07:30	100	0	7	33	12	1	0	0	0	0	0	53
12/01/21 07:45	100	0	18	38	5	1	0	0	0	0	0	62

12/01/21 08:00	100	0	6	45	45	1	0	0	0	0	0	97
12/01/21 08:15	100	0	3	21	36	3	0	0	0	0	0	63
12/01/21 08:30	100	0	6	37	19	1	0	0	0	0	0	63
12/01/21 08:45	100	0	3	29	33	1	0	0	0	0	0	66
12/01/21 09:00	100	0	4	20	28	0	0	0	0	0	0	52
12/01/21 09:15	100	0	1	29	8	0	0	0	0	0	0	38
12/01/21 09:30	100	0	9	9	13	2	0	0	0	0	0	33
12/01/21 09:45	100	0	2	38	5	1	0	0	0	0	0	46
12/01/21 10:00	100	0	1	20	20	0	0	0	0	0	0	41
12/01/21 10:15	100	0	1	5	6	1	1	0	0	0	0	14
12/01/21 10:30	100	0	0	29	8	0	0	0	0	0	0	37
12/01/21 10:45	100	0	0	18	39	0	0	0	0	0	0	57
12/01/21 11:00	100	0	3	4	14	0	0	0	0	0	0	21
12/01/21 11:15	100	0	1	21	5	0	0	0	0	0	0	27
12/01/21 11:30	100	0	2	15	3	1	0	0	0	0	0	21
12/01/21 11:45	100	0	1	54	18	0	1	0	0	0	0	74
12/01/21 12:00	100	0	0	20	33	1	0	0	0	0	0	54
12/01/21 12:15	100	0	1	17	7	0	0	0	0	0	0	25
12/01/21 12:30	98	1	5	33	7	7	0	0	0	0	0	53
12/01/21 12:45	87	3	6	10	5	0	0	0	0	0	0	24
12/01/21 13:00	100	0	3	21	10	1	0	0	0	0	0	35
12/01/21 13:15	100	0	0	22	5	0	0	0	0	0	0	27
12/01/21 13:30	100	0	9	24	3	0	0	0	0	0	0	36
12/01/21 13:45	100	0	0	29	9	0	0	0	0	0	0	38
12/01/21 14:00	100	0	0	11	7	0	0	0	0	0	0	18
12/01/21 14:15	100	0	4	20	19	0	0	0	0	0	0	43
12/01/21 14:30	100	0	4	16	5	0	0	0	0	0	0	25
12/01/21 14:45	84	6	3	16	11	3	0	0	0	0	0	39
12/01/21 15:00	100	0	1	16	4	1	0	0	0	0	0	22
12/01/21 15:15	100	0	2	28	7	0	0	0	0	0	0	37
12/01/21 15:30	94	2	2	22	10	0	0	0	0	0	0	36
12/01/21 15:45	100	0	3	16	9	0	0	0	0	0	0	28
12/01/21 16:00	100	0	1	19	4	0	0	0	0	0	0	24
12/01/21 16:15	98	1	2	34	14	4	0	0	0	0	0	55
12/01/21 16:30	100	0	2	48	22	0	0	0	0	0	0	72
12/01/21 16:45	100	0	3	31	14	0	0	0	0	0	0	48
12/01/21 17:00	100	0	2	6	17	6	0	0	0	0	0	31
12/01/21 17:15	100	0	8	26	5	1	0	0	0	0	0	40
12/01/21 17:30	100	0	3	17	5	0	0	0	0	0	0	25
12/01/21 17:45	95	1	4	12	6	0	0	0	0	0	0	23
12/01/21 18:00	92	1	0	11	2	0	0	0	0	0	0	14
12/01/21 18:15	96	1	11	14	2	0	0	0	0	0	0	28
12/01/21 18:30	100	0	3	12	8	0	0	0	0	0	0	23
12/01/21 18:45	100	0	1	8	3	0	0	0	0	0	0	12
12/01/21 19:00	100	0	0	7	2	0	0	0	0	0	0	9
12/01/21 19:15	100	0	0	5	5	0	0	0	0	0	0	10
12/01/21 19:30	100	0	1	7	2	1	0	0	0	0	0	11
12/01/21 19:45	100	0	2	18	3	0	0	0	0	0	0	23

12/01/21 20:00	100	0	1	3	3	0	0	0	0	0	0	7
12/01/21 20:15	100	0	0	9	1	0	0	0	0	0	0	10
12/01/21 20:30	100	0	0	2	4	0	0	0	0	0	0	6
12/01/21 20:45	100	0	1	3	4	0	0	0	0	0	0	8
12/01/21 21:00	100	0	0	1	6	0	0	0	0	0	0	7
12/01/21 21:15	100	0	0	5	8	0	0	0	0	0	0	13
12/01/21 21:30	100	0	1	4	1	0	0	0	0	0	0	6
12/01/21 21:45	100	0	0	1	1	0	0	0	0	0	0	2
12/01/21 22:00	100	0	0	0	1	0	0	0	0	0	0	1
12/01/21 22:15	100	0	0	2	2	1	0	0	0	0	0	5
12/01/21 22:30	80	1	0	1	3	0	0	0	0	0	0	5
12/01/21 22:45	100	0	0	3	3	0	0	0	0	0	0	6
12/01/21 23:00	100	0	0	3	1	2	0	0	0	0	0	6
12/01/21 23:15	100	0	0	1	1	1	0	0	0	0	0	3
12/01/21 23:30	0	0	0	0	0	0	0	0	0	0	0	0
12/01/21 23:45	100	0	0	1	1	0	0	0	0	0	0	2
12/02/21 00:00	0	0	0	0	0	0	0	0	0	0	0	0
12/02/21 00:15	100	0	1	2	1	0	0	0	0	0	0	4
12/02/21 00:30	100	0	1	0	0	0	0	0	0	0	0	1
12/02/21 00:45	0	0	0	0	0	0	0	0	0	0	0	0
12/02/21 01:00	0	0	0	0	0	0	0	0	0	0	0	0
12/02/21 01:15	100	0	0	0	2	0	0	0	0	0	0	2
12/02/21 01:30	0	0	0	0	0	0	0	0	0	0	0	0
12/02/21 01:45	0	0	0	0	0	0	0	0	0	0	0	0
12/02/21 02:00	100	0	0	1	0	0	0	0	0	0	0	1
12/02/21 02:15	0	0	0	0	0	0	0	0	0	0	0	0
12/02/21 02:30	0	0	0	0	0	0	0	0	0	0	0	0
12/02/21 02:45	100	0	0	0	1	0	0	0	0	0	0	1
12/02/21 03:00	0	0	0	0	0	0	0	0	0	0	0	0
12/02/21 03:15	100	0	0	1	0	0	0	0	0	0	0	1
12/02/21 03:30	100	0	1	1	1	0	0	0	0	0	0	3
12/02/21 03:45	100	0	0	0	0	1	0	0	0	0	0	1
12/02/21 04:00	100	0	0	1	2	0	0	0	0	0	0	3
12/02/21 04:15	100	0	0	0	1	0	0	0	0	0	0	1
12/02/21 04:30	100	0	0	0	0	2	0	0	0	0	0	2
12/02/21 04:45	100	0	0	0	1	0	0	0	0	0	0	1
12/02/21 05:00	0	0	0	0	0	0	0	0	0	0	0	0
12/02/21 05:15	100	0	0	0	2	0	0	0	0	0	0	2
12/02/21 05:30	100	0	0	5	11	1	0	0	0	0	0	17
12/02/21 05:45	100	0	1	4	5	0	0	0	0	0	0	10
12/02/21 06:00	100	0	1	7	3	1	0	0	0	0	0	12
12/02/21 06:15	100	0	1	4	4	1	0	0	0	0	0	10
12/02/21 06:30	81	4	1	9	8	0	0	0	0	0	0	22
12/02/21 06:45	100	0	2	18	18	0	0	0	0	0	0	38
12/02/21 07:00	100	0	1	28	15	1	0	0	0	0	0	45
12/02/21 07:15	100	0	4	47	10	0	0	0	0	0	0	61
12/02/21 07:30	100	0	26	60	23	3	0	0	0	0	0	112
12/02/21 07:45	100	0	5	55	24	1	0	0	0	0	0	85

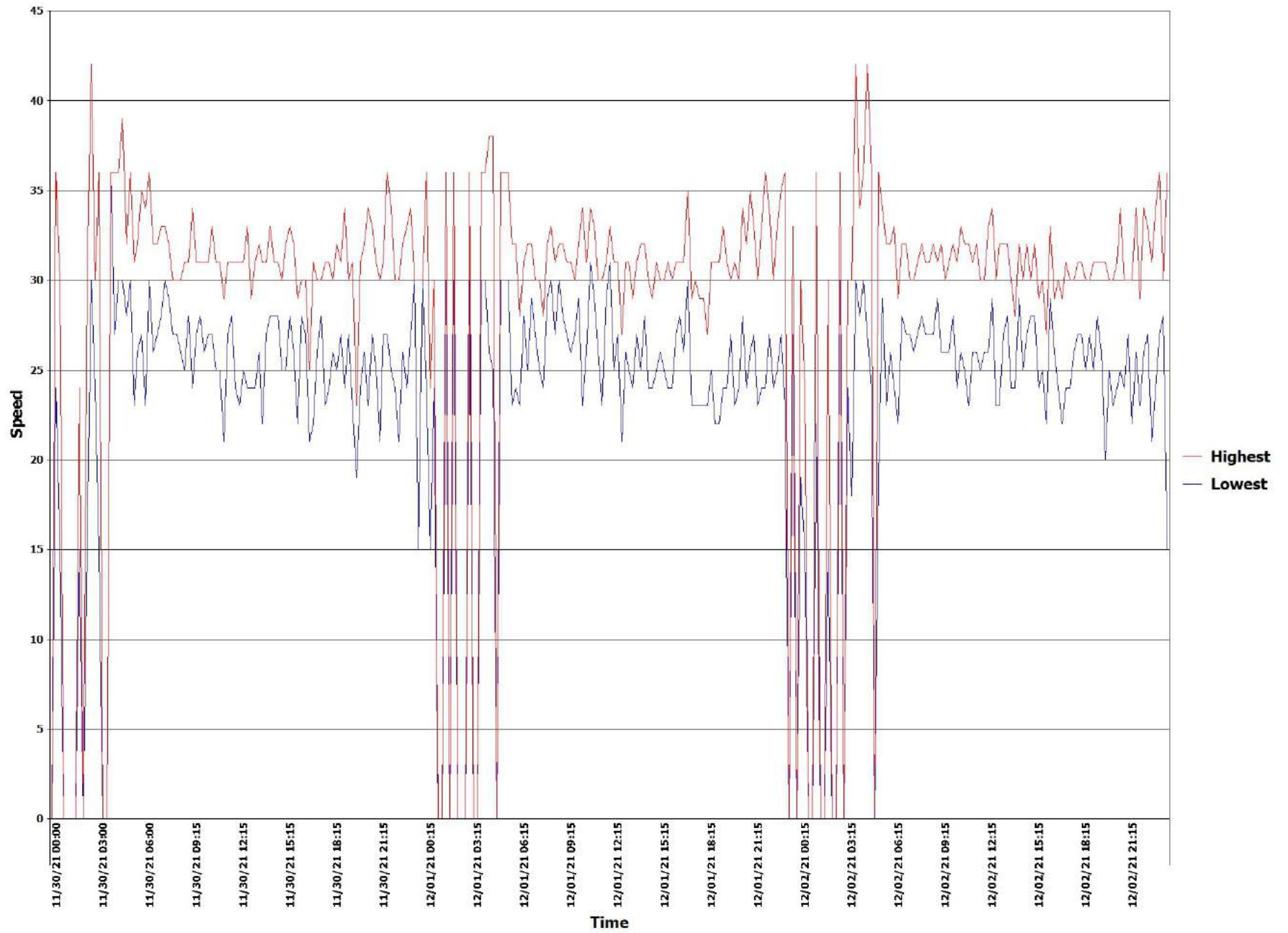
12/02/21 08:00	100	0	2	42	30	1	0	0	0	0	0	75
12/02/21 08:15	100	0	8	51	29	0	0	0	0	0	0	88
12/02/21 08:30	100	0	6	19	20	0	0	0	0	0	0	45
12/02/21 08:45	100	0	1	26	20	1	0	0	0	0	0	48
12/02/21 09:00	100	0	1	45	22	0	0	0	0	0	0	68
12/02/21 09:15	100	0	1	14	14	0	0	0	0	0	0	29
12/02/21 09:30	100	0	3	20	8	0	0	0	0	0	0	31
12/02/21 09:45	100	0	8	8	13	0	0	0	0	0	0	29
12/02/21 10:00	97	2	3	28	34	0	0	0	0	0	0	67
12/02/21 10:15	100	0	2	9	8	0	0	0	0	0	0	19
12/02/21 10:30	100	0	1	13	16	0	0	0	0	0	0	30
12/02/21 10:45	100	0	1	17	8	1	0	0	0	0	0	27
12/02/21 11:00	100	0	3	8	5	2	0	0	0	0	0	18
12/02/21 11:15	100	0	1	18	8	0	0	0	0	0	0	27
12/02/21 11:30	100	0	6	12	18	0	0	0	0	0	0	36
12/02/21 11:45	97	1	2	32	3	1	0	0	0	0	0	39
12/02/21 12:00	100	0	1	21	4	0	0	0	0	0	0	26
12/02/21 12:15	100	0	1	5	10	0	0	0	0	0	0	16
12/02/21 12:30	100	0	0	9	11	4	0	0	0	0	0	24
12/02/21 12:45	100	0	5	17	6	0	0	0	0	0	0	28
12/02/21 13:00	100	0	0	12	4	0	1	0	0	0	0	17
12/02/21 13:15	100	0	0	12	7	0	0	0	0	0	0	19
12/02/21 13:30	100	0	0	18	10	1	0	0	0	0	0	29
12/02/21 13:45	100	0	2	11	4	0	0	0	0	0	0	17
12/02/21 14:00	100	0	12	28	1	1	0	0	0	0	0	42
12/02/21 14:15	100	0	1	23	13	1	0	0	0	0	0	38
12/02/21 14:30	100	0	11	30	7	2	0	0	0	0	0	50
12/02/21 14:45	100	0	0	15	13	0	0	0	0	0	0	28
12/02/21 15:00	100	0	0	25	4	0	0	0	0	0	0	29
12/02/21 15:15	100	0	2	16	20	0	0	0	0	0	0	38
12/02/21 15:30	100	0	6	12	2	1	0	0	0	0	0	21
12/02/21 15:45	100	0	4	36	7	0	0	0	0	0	0	47
12/02/21 16:00	100	0	13	11	3	0	0	0	0	0	0	27
12/02/21 16:15	100	0	1	21	22	2	0	0	0	0	0	46
12/02/21 16:30	98	1	4	44	6	0	0	0	0	0	0	55
12/02/21 16:45	100	0	7	32	3	1	1	0	0	0	0	44
12/02/21 17:00	100	0	3	16	2	0	0	0	0	0	0	21
12/02/21 17:15	100	0	3	19	10	0	0	0	0	0	0	32
12/02/21 17:30	100	0	3	18	7	0	0	0	0	0	0	28
12/02/21 17:45	100	0	5	31	8	0	0	0	0	0	0	44
12/02/21 18:00	100	0	2	30	7	1	0	0	0	0	0	40
12/02/21 18:15	94	2	6	11	17	1	0	0	0	0	0	37
12/02/21 18:30	100	0	1	12	1	1	0	0	0	0	0	15
12/02/21 18:45	98	1	5	46	8	0	0	0	0	0	0	60
12/02/21 19:00	100	0	0	11	4	0	0	0	0	0	0	15
12/02/21 19:15	100	0	5	19	16	1	0	0	0	0	0	41
12/02/21 19:30	100	0	1	13	5	0	0	0	0	0	0	19
12/02/21 19:45	100	0	0	6	2	0	0	0	0	0	0	8

12/02/21 20:00	100	0	1	9	3	0	0	0	0	0	0	13
12/02/21 20:15	100	0	3	5	2	1	0	0	0	0	0	11
12/02/21 20:30	100	0	5	6	6	1	0	0	0	0	0	18
12/02/21 20:45	100	0	0	3	2	1	0	0	0	0	0	6
12/02/21 21:00	100	0	0	2	0	0	0	0	0	0	0	2
12/02/21 21:15	100	0	1	17	1	0	0	0	0	0	0	19
12/02/21 21:30	100	0	3	3	1	1	0	0	0	0	0	8
12/02/21 21:45	100	0	0	1	2	0	0	0	0	0	0	3
12/02/21 22:00	83	1	1	1	3	0	0	0	0	0	0	6
12/02/21 22:15	100	0	0	2	0	1	0	0	0	0	0	3
12/02/21 22:30	100	0	0	2	2	0	0	0	0	0	0	4
12/02/21 22:45	100	0	0	3	1	0	0	0	0	0	0	4
12/02/21 23:00	100	0	0	1	2	0	0	0	0	0	0	3
12/02/21 23:15	100	0	0	0	2	0	0	0	0	0	0	2
12/02/21 23:30	100	0	1	12	2	0	0	0	0	0	0	15
12/02/21 23:45	100	0	0	0	1	0	0	0	0	0	0	1

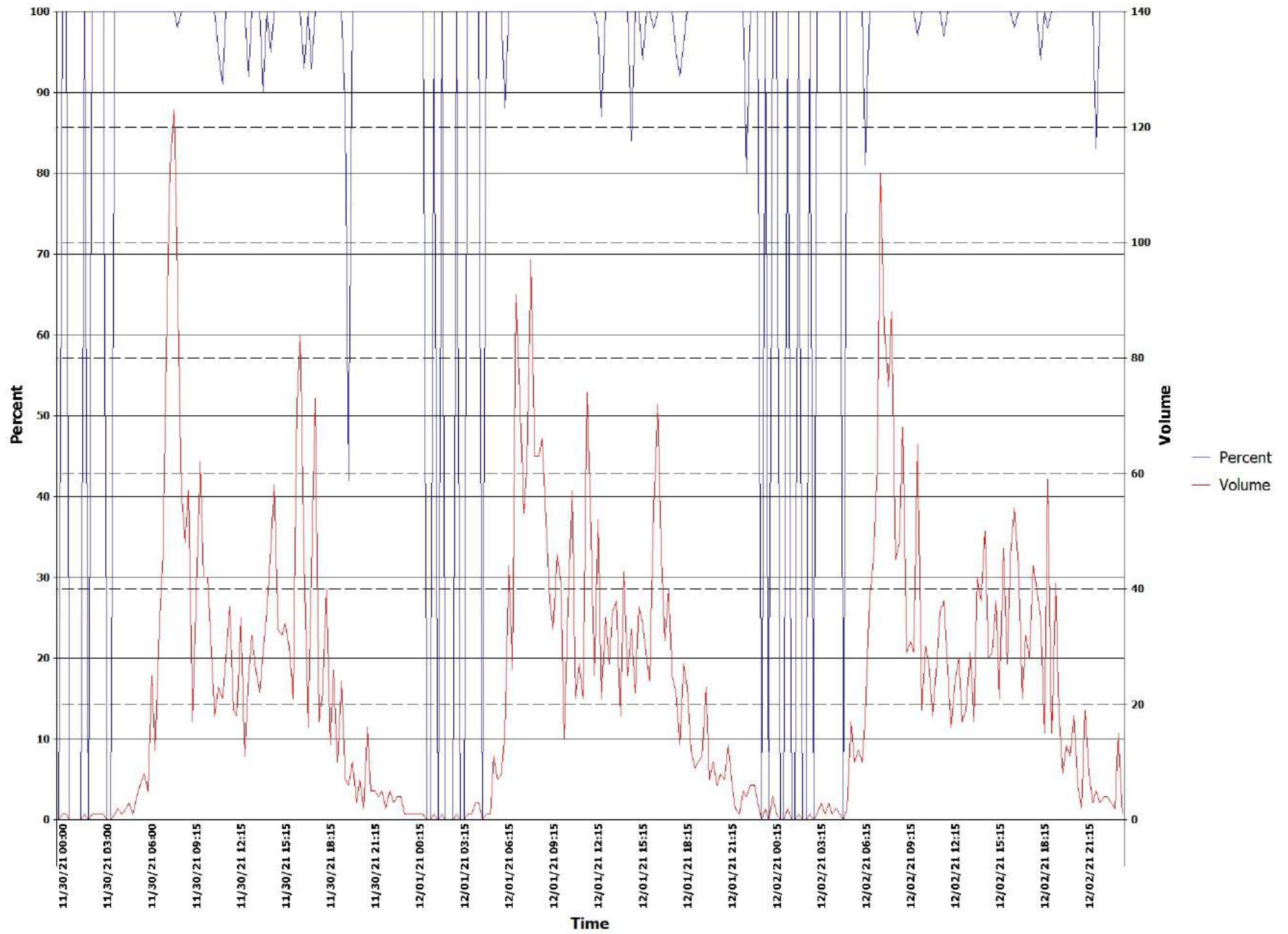
85th Percentile



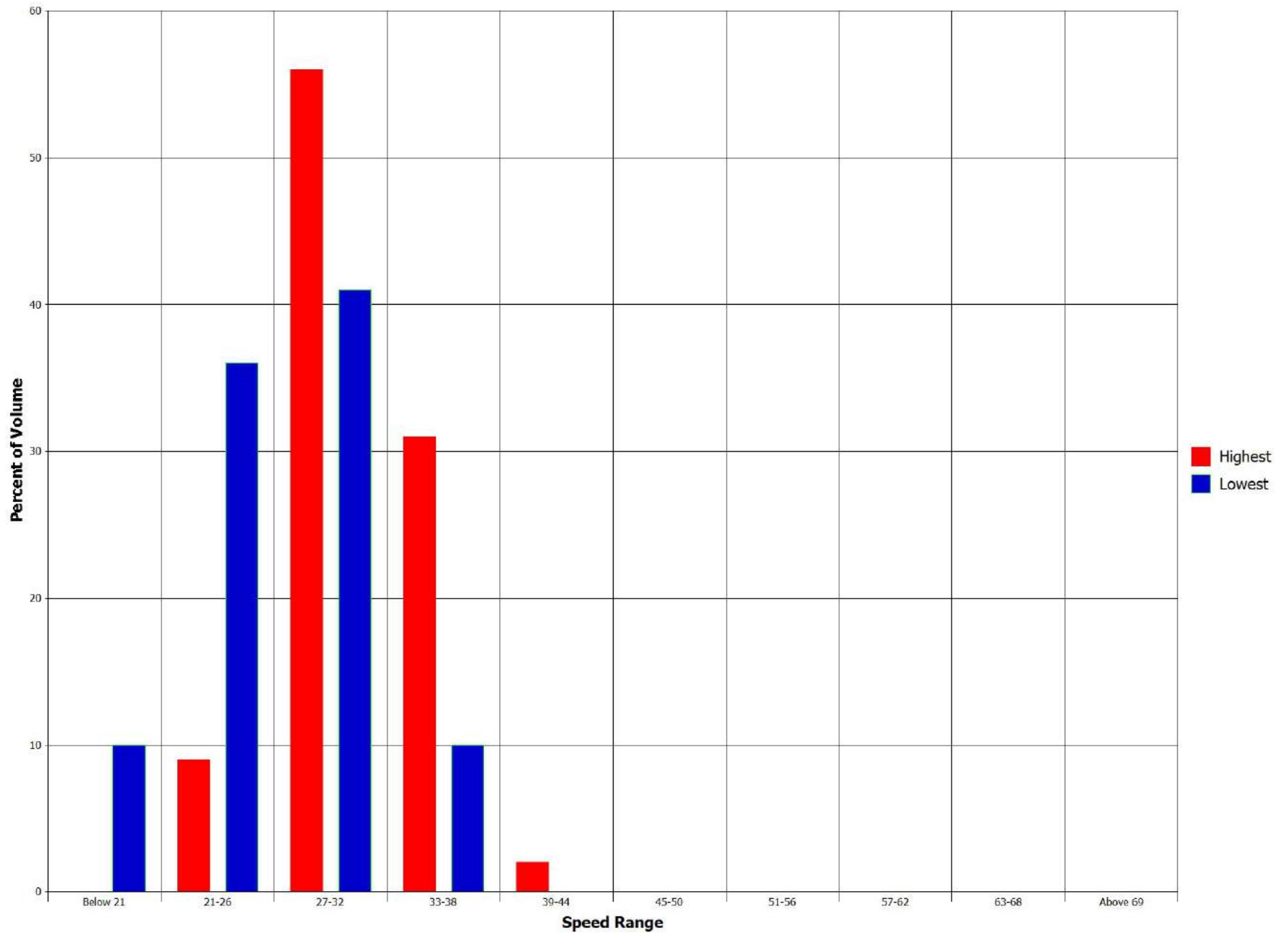
Average Speed



Speeding Vehicles



Speed Distrubution



Lowest Speeds Summary Report

Title/Location: 38Nixon
 Sign Address: 99301121030002

Measurement Period: 11/30/21 12:00:00 AM to 12/02/21 11:45:00 PM
 Reporting Period: 11/30/21 12:00:00 AM to 12/02/21 11:45:00 PM

Total number of vehicles: 6662
 Posted Speed Limit: 25 MPH
 25th Percentile Speed: 23 MPH
 Total Vehicles For:
 Below 21: 721
 33 - 38: 716
 51 - 56: 0
 Above 69: 0

Lowest Log Speed Setting: 15 MPH
 Average Speed: 27 MPH
 50th Percentile Speed: 27 MPH
 21 - 26: 2427
 39 - 44: 14
 57 - 62: 0

Highest Log Speed Setting: 75 MPH
 85th Percentile Speed: 32 MPH
 27 - 32: 2784
 45 - 50: 0
 63 - 68: 0

Time	% Above Speed Limit	Below 21	21 - 26	27 - 32	33 - 38	39 - 44	45 - 50	51 - 56	57 - 62	63 - 68	Above 69	Total Vehicles
11/30/21 00:00	0	0	0	0	0	0	0	0	0	0	0	0
11/30/21 00:15	100	0	1	0	0	0	0	0	0	0	0	1
11/30/21 00:30	0	1	0	0	0	0	0	0	0	0	0	1
11/30/21 00:45	0	0	0	0	0	0	0	0	0	0	0	0
11/30/21 01:00	0	0	0	0	0	0	0	0	0	0	0	0
11/30/21 01:15	0	0	0	0	0	0	0	0	0	0	0	0
11/30/21 01:30	0	0	0	0	0	0	0	0	0	0	0	0
11/30/21 01:45	0	1	0	0	0	0	0	0	0	0	0	1
11/30/21 02:00	0	0	0	0	0	0	0	0	0	0	0	0
11/30/21 02:15	0	1	0	0	0	0	0	0	0	0	0	1
11/30/21 02:30	100	0	0	1	0	0	0	0	0	0	0	1
11/30/21 02:45	100	0	1	0	0	0	0	0	0	0	0	1
11/30/21 03:00	0	1	0	0	0	0	0	0	0	0	0	1
11/30/21 03:15	0	0	0	0	0	0	0	0	0	0	0	0
11/30/21 03:30	0	0	0	0	0	0	0	0	0	0	0	0
11/30/21 03:45	100	0	0	0	1	0	0	0	0	0	0	1
11/30/21 04:00	100	0	1	1	0	0	0	0	0	0	0	2
11/30/21 04:15	100	0	0	1	0	0	0	0	0	0	0	1
11/30/21 04:30	100	0	0	2	0	0	0	0	0	0	0	2
11/30/21 04:45	100	0	1	2	0	0	0	0	0	0	0	3
11/30/21 05:00	100	0	0	1	0	0	0	0	0	0	0	1
11/30/21 05:15	75	1	2	1	0	0	0	0	0	0	0	4
11/30/21 05:30	100	0	4	2	0	0	0	0	0	0	0	6
11/30/21 05:45	100	0	4	4	0	0	0	0	0	0	0	8
11/30/21 06:00	80	1	3	1	0	0	0	0	0	0	0	5
11/30/21 06:15	88	3	5	6	9	2	0	0	0	0	0	25
11/30/21 06:30	100	0	8	4	0	0	0	0	0	0	0	12
11/30/21 06:45	90	3	8	22	0	0	0	0	0	0	0	33
11/30/21 07:00	91	4	14	19	9	0	0	0	0	0	0	46
11/30/21 07:15	96	3	18	33	27	0	0	0	0	0	0	81
11/30/21 07:30	96	4	23	64	22	0	0	0	0	0	0	113

11/30/21 07:45	95	6	54	50	13	0	0	0	0	0	0	123
11/30/21 08:15	94	5	25	61	4	0	0	0	0	0	0	95
11/30/21 08:30	92	4	25	25	3	0	0	0	0	0	0	57
11/30/21 08:45	89	5	26	16	1	0	0	0	0	0	0	48
11/30/21 09:00	94	3	12	35	7	0	0	0	0	0	0	57
11/30/21 09:15	94	1	12	4	0	0	0	0	0	0	0	17
11/30/21 09:30	92	3	11	22	4	0	0	0	0	0	0	40
11/30/21 09:45	100	0	19	35	8	0	0	0	0	0	0	62
11/30/21 10:00	88	5	14	22	1	0	0	0	0	0	0	42
11/30/21 10:15	92	3	15	21	3	0	0	0	0	0	0	42
11/30/21 10:30	86	4	10	8	7	0	0	0	0	0	0	29
11/30/21 10:45	88	2	10	6	0	0	0	0	0	0	0	18
11/30/21 11:00	75	6	6	10	2	0	0	0	0	0	0	24
11/30/21 11:15	60	9	10	4	0	0	0	0	0	0	0	23
11/30/21 11:30	89	3	14	1	10	0	0	0	0	0	0	28
11/30/21 11:45	94	2	15	11	9	0	0	0	0	0	0	37
11/30/21 12:00	89	2	12	5	0	0	0	0	0	0	0	19
11/30/21 12:15	66	6	5	7	0	0	0	0	0	0	0	18
11/30/21 12:30	85	5	12	18	0	0	0	0	0	0	0	35
11/30/21 12:45	81	2	5	4	0	0	0	0	0	0	0	11
11/30/21 13:00	70	8	8	10	1	0	0	0	0	0	0	27
11/30/21 13:15	81	6	13	12	1	0	0	0	0	0	0	32
11/30/21 13:30	96	1	13	10	2	0	0	0	0	0	0	26
11/30/21 13:45	72	6	12	4	0	0	0	0	0	0	0	22
11/30/21 14:00	78	7	7	7	11	0	0	0	0	0	0	32
11/30/21 14:15	97	1	14	13	8	0	0	0	0	0	0	36
11/30/21 14:30	85	7	7	23	12	0	0	0	0	0	0	49
11/30/21 14:45	94	3	12	35	8	0	0	0	0	0	0	58
11/30/21 15:00	90	3	19	10	1	0	0	0	0	0	0	33
11/30/21 15:15	84	5	9	18	0	0	0	0	0	0	0	32
11/30/21 15:30	85	5	8	7	14	0	0	0	0	0	0	34
11/30/21 15:45	93	2	16	10	2	0	0	0	0	0	0	30
11/30/21 16:00	76	5	13	3	0	0	0	0	0	0	0	21
11/30/21 16:15	93	5	22	33	12	0	0	0	0	0	0	72
11/30/21 16:30	95	4	28	49	3	0	0	0	0	0	0	84
11/30/21 16:45	72	13	33	2	0	0	0	0	0	0	0	48
11/30/21 17:00	75	4	9	3	0	0	0	0	0	0	0	16
11/30/21 17:15	80	9	9	23	5	0	0	0	0	0	0	46
11/30/21 17:30	91	6	14	45	8	0	0	0	0	0	0	73
11/30/21 17:45	88	2	14	1	0	0	0	0	0	0	0	17
11/30/21 18:00	90	2	16	4	0	0	0	0	0	0	0	22
11/30/21 18:15	87	5	13	21	1	0	0	0	0	0	0	40
11/30/21 18:30	84	2	4	7	0	0	0	0	0	0	0	13
11/30/21 18:45	88	3	11	5	7	0	0	0	0	0	0	26
11/30/21 19:00	90	1	6	3	0	0	0	0	0	0	0	10
11/30/21 19:15	95	1	6	17	0	0	0	0	0	0	0	24
11/30/21 19:30	62	3	2	2	1	0	0	0	0	0	0	8
11/30/21 19:45	35	9	2	3	0	0	0	0	0	0	0	14

12/01/21 08:00	97	2	27	45	23	0	0	0	0	0	0	97
12/01/21 08:15	95	3	15	22	23	0	0	0	0	0	0	63
12/01/21 08:30	92	5	22	26	10	0	0	0	0	0	0	63
12/01/21 08:45	95	3	14	27	22	0	0	0	0	0	0	66
12/01/21 09:00	94	3	17	19	13	0	0	0	0	0	0	52
12/01/21 09:15	100	0	15	23	0	0	0	0	0	0	0	38
12/01/21 09:30	90	3	18	8	4	0	0	0	0	0	0	33
12/01/21 09:45	91	4	13	28	1	0	0	0	0	0	0	46
12/01/21 10:00	100	0	12	21	8	0	0	0	0	0	0	41
12/01/21 10:15	64	5	4	4	1	0	0	0	0	0	0	14
12/01/21 10:30	94	2	14	21	0	0	0	0	0	0	0	37
12/01/21 10:45	94	3	7	19	28	0	0	0	0	0	0	57
12/01/21 11:00	90	2	5	6	8	0	0	0	0	0	0	21
12/01/21 11:15	85	4	8	15	0	0	0	0	0	0	0	27
12/01/21 11:30	66	7	6	7	1	0	0	0	0	0	0	21
12/01/21 11:45	94	4	12	47	11	0	0	0	0	0	0	74
12/01/21 12:00	100	0	10	24	20	0	0	0	0	0	0	54
12/01/21 12:15	96	1	17	7	0	0	0	0	0	0	0	25
12/01/21 12:30	88	6	15	24	4	4	0	0	0	0	0	53
12/01/21 12:45	58	10	10	4	0	0	0	0	0	0	0	24
12/01/21 13:00	91	3	16	11	5	0	0	0	0	0	0	35
12/01/21 13:15	85	4	12	11	0	0	0	0	0	0	0	27
12/01/21 13:30	83	6	20	10	0	0	0	0	0	0	0	36
12/01/21 13:45	97	1	13	24	0	0	0	0	0	0	0	38
12/01/21 14:00	88	2	9	7	0	0	0	0	0	0	0	18
12/01/21 14:15	88	5	11	16	11	0	0	0	0	0	0	43
12/01/21 14:30	80	5	13	6	1	0	0	0	0	0	0	25
12/01/21 14:45	71	11	13	11	4	0	0	0	0	0	0	39
12/01/21 15:00	81	4	8	10	0	0	0	0	0	0	0	22
12/01/21 15:15	91	3	17	17	0	0	0	0	0	0	0	37
12/01/21 15:30	80	7	10	18	1	0	0	0	0	0	0	36
12/01/21 15:45	78	6	13	7	2	0	0	0	0	0	0	28
12/01/21 16:00	83	4	11	9	0	0	0	0	0	0	0	24
12/01/21 16:15	89	6	19	20	7	3	0	0	0	0	0	55
12/01/21 16:30	94	4	15	42	11	0	0	0	0	0	0	72
12/01/21 16:45	89	5	17	23	3	0	0	0	0	0	0	48
12/01/21 17:00	87	4	8	4	12	3	0	0	0	0	0	31
12/01/21 17:15	80	8	23	8	1	0	0	0	0	0	0	40
12/01/21 17:30	84	4	16	5	0	0	0	0	0	0	0	25
12/01/21 17:45	78	5	13	5	0	0	0	0	0	0	0	23
12/01/21 18:00	71	4	6	3	1	0	0	0	0	0	0	14
12/01/21 18:15	85	4	21	3	0	0	0	0	0	0	0	28
12/01/21 18:30	82	4	9	10	0	0	0	0	0	0	0	23
12/01/21 18:45	75	3	8	1	0	0	0	0	0	0	0	12
12/01/21 19:00	77	2	6	1	0	0	0	0	0	0	0	9
12/01/21 19:15	90	1	7	2	0	0	0	0	0	0	0	10
12/01/21 19:30	90	1	7	3	0	0	0	0	0	0	0	11
12/01/21 19:45	95	1	8	14	0	0	0	0	0	0	0	23

12/01/21 20:00	85	1	5	1	0	0	0	0	0	0	0	7
12/01/21 20:15	90	1	7	2	0	0	0	0	0	0	0	10
12/01/21 20:30	100	0	2	4	0	0	0	0	0	0	0	6
12/01/21 20:45	87	1	5	2	0	0	0	0	0	0	0	8
12/01/21 21:00	100	0	4	3	0	0	0	0	0	0	0	7
12/01/21 21:15	100	0	7	4	2	0	0	0	0	0	0	13
12/01/21 21:30	83	1	4	1	0	0	0	0	0	0	0	6
12/01/21 21:45	100	0	2	0	0	0	0	0	0	0	0	2
12/01/21 22:00	100	0	1	0	0	0	0	0	0	0	0	1
12/01/21 22:15	100	0	2	3	0	0	0	0	0	0	0	5
12/01/21 22:30	80	1	2	2	0	0	0	0	0	0	0	5
12/01/21 22:45	83	1	2	3	0	0	0	0	0	0	0	6
12/01/21 23:00	100	0	3	3	0	0	0	0	0	0	0	6
12/01/21 23:15	66	1	1	1	0	0	0	0	0	0	0	3
12/01/21 23:30	0	0	0	0	0	0	0	0	0	0	0	0
12/01/21 23:45	100	0	1	1	0	0	0	0	0	0	0	2
12/02/21 00:00	0	0	0	0	0	0	0	0	0	0	0	0
12/02/21 00:15	50	2	2	0	0	0	0	0	0	0	0	4
12/02/21 00:30	0	1	0	0	0	0	0	0	0	0	0	1
12/02/21 00:45	0	0	0	0	0	0	0	0	0	0	0	0
12/02/21 01:00	0	0	0	0	0	0	0	0	0	0	0	0
12/02/21 01:15	50	1	0	1	0	0	0	0	0	0	0	2
12/02/21 01:30	0	0	0	0	0	0	0	0	0	0	0	0
12/02/21 01:45	0	0	0	0	0	0	0	0	0	0	0	0
12/02/21 02:00	0	1	0	0	0	0	0	0	0	0	0	1
12/02/21 02:15	0	0	0	0	0	0	0	0	0	0	0	0
12/02/21 02:30	0	0	0	0	0	0	0	0	0	0	0	0
12/02/21 02:45	100	0	0	1	0	0	0	0	0	0	0	1
12/02/21 03:00	0	0	0	0	0	0	0	0	0	0	0	0
12/02/21 03:15	100	0	1	0	0	0	0	0	0	0	0	1
12/02/21 03:30	33	2	1	0	0	0	0	0	0	0	0	3
12/02/21 03:45	100	0	0	1	0	0	0	0	0	0	0	1
12/02/21 04:00	100	0	1	2	0	0	0	0	0	0	0	3
12/02/21 04:15	100	0	0	1	0	0	0	0	0	0	0	1
12/02/21 04:30	100	0	1	1	0	0	0	0	0	0	0	2
12/02/21 04:45	100	0	1	0	0	0	0	0	0	0	0	1
12/02/21 05:00	0	0	0	0	0	0	0	0	0	0	0	0
12/02/21 05:15	50	1	1	0	0	0	0	0	0	0	0	2
12/02/21 05:30	100	0	6	6	5	0	0	0	0	0	0	17
12/02/21 05:45	90	1	8	1	0	0	0	0	0	0	0	10
12/02/21 06:00	91	1	5	6	0	0	0	0	0	0	0	12
12/02/21 06:15	80	2	5	3	0	0	0	0	0	0	0	10
12/02/21 06:30	63	8	9	5	0	0	0	0	0	0	0	22
12/02/21 06:45	86	5	6	19	8	0	0	0	0	0	0	38
12/02/21 07:00	100	0	16	29	0	0	0	0	0	0	0	45
12/02/21 07:15	98	1	21	38	1	0	0	0	0	0	0	61
12/02/21 07:30	91	10	49	45	7	1	0	0	0	0	0	112
12/02/21 07:45	92	6	31	43	5	0	0	0	0	0	0	85

Highest Speeds Summary Report

Title/Location: 23Nixon
 Sign Address: 99301121030001

Measurement Period: 11/30/21 12:00:01 AM to 12/02/21 11:45:00 PM
 Reporting Period: 11/30/21 12:00:01 AM to 12/02/21 11:45:00 PM

Total number of vehicles: 6043
 Posted Speed Limit: 25 MPH
 25th Percentile Speed: 25 MPH
 Total Vehicles For:
 Below 16: 27
 28 - 33: 3191
 46 - 51: 0
 Above 64: 0

Lowest Log Speed Setting: 10 MPH
 Average Speed: 29 MPH
 50th Percentile Speed: 29 MPH

Highest Log Speed Setting: 70 MPH
 85th Percentile Speed: 32 MPH

16 - 21: 225
 34 - 39: 393
 52 - 57: 0

22 - 27: 2188
 40 - 45: 19
 58 - 63: 0

Time	% Above Speed Limit	Below 16	16 - 21	22 - 27	28 - 33	34 - 39	40 - 45	46 - 51	52 - 57	58 - 63	Above 64	Total Vehicles
11/30/21 00:00	100	0	0	0	0	0	1	0	0	0	0	1
11/30/21 00:15	0	0	0	0	0	0	0	0	0	0	0	0
11/30/21 00:30	100	0	0	0	1	0	0	0	0	0	0	1
11/30/21 00:45	100	0	0	0	1	0	0	0	0	0	0	1
11/30/21 01:00	0	0	0	0	0	0	0	0	0	0	0	0
11/30/21 01:15	0	0	0	0	0	0	0	0	0	0	0	0
11/30/21 01:30	0	0	0	0	0	0	0	0	0	0	0	0
11/30/21 01:45	0	0	0	0	0	0	0	0	0	0	0	0
11/30/21 02:00	0	0	0	0	0	0	0	0	0	0	0	0
11/30/21 02:15	0	0	0	0	0	0	0	0	0	0	0	0
11/30/21 02:30	0	0	0	0	0	0	0	0	0	0	0	0
11/30/21 02:45	0	0	0	0	0	0	0	0	0	0	0	0
11/30/21 03:00	0	0	0	0	0	0	0	0	0	0	0	0
11/30/21 03:15	100	0	0	0	1	0	0	0	0	0	0	1
11/30/21 03:30	0	0	0	0	0	0	0	0	0	0	0	0
11/30/21 03:45	100	0	0	2	1	0	0	0	0	0	0	3
11/30/21 04:00	0	0	0	0	0	0	0	0	0	0	0	0
11/30/21 04:15	100	0	0	0	1	0	0	0	0	0	0	1
11/30/21 04:30	100	0	0	0	2	0	0	0	0	0	0	2
11/30/21 04:45	100	0	0	0	1	0	0	0	0	0	0	1
11/30/21 05:00	100	0	0	0	1	0	0	0	0	0	0	1
11/30/21 05:15	100	0	0	1	0	1	0	0	0	0	0	2
11/30/21 05:30	100	0	0	0	2	0	0	0	0	0	0	2
11/30/21 05:45	100	0	0	2	1	2	0	0	0	0	0	5
11/30/21 06:00	100	0	0	1	1	4	0	0	0	0	0	6
11/30/21 06:15	100	0	0	1	3	1	0	0	0	0	0	5
11/30/21 06:30	100	0	0	4	1	2	0	0	0	0	0	7
11/30/21 06:45	100	0	0	4	11	2	0	0	0	0	0	17
11/30/21 07:00	94	1	0	2	11	5	0	0	0	0	0	19
11/30/21 07:15	100	0	0	7	21	1	0	0	0	0	0	29
11/30/21 07:30	100	0	0	21	32	5	0	0	0	0	0	58

11/30/21 07:45	100	0	0	9	4	1	2	0	0	0	0	16
11/30/21 08:00	100	0	0	9	23	2	0	0	0	0	0	34
11/30/21 08:15	100	0	0	22	30	7	0	0	0	0	0	59
11/30/21 08:30	100	0	0	11	34	4	0	0	0	0	0	49
11/30/21 08:45	100	0	0	13	17	3	0	0	0	0	0	33
11/30/21 09:00	100	0	0	10	24	1	0	0	0	0	0	35
11/30/21 09:15	92	0	1	2	8	2	0	0	0	0	0	13
11/30/21 09:30	100	0	0	4	5	0	0	0	0	0	0	9
11/30/21 09:45	100	0	0	8	6	3	0	0	0	0	0	17
11/30/21 10:00	100	0	0	5	5	0	0	0	0	0	0	10
11/30/21 10:15	100	0	0	13	13	3	0	0	0	0	0	29
11/30/21 10:30	100	0	0	9	11	0	0	0	0	0	0	20
11/30/21 10:45	100	0	0	11	5	1	0	0	0	0	0	17
11/30/21 11:00	100	0	0	5	15	0	0	0	0	0	0	20
11/30/21 11:15	96	0	1	11	14	2	0	0	0	0	0	28
11/30/21 11:30	100	0	0	3	10	2	0	0	0	0	0	15
11/30/21 11:45	100	0	0	19	27	1	0	0	0	0	0	47
11/30/21 12:00	71	2	9	21	5	1	0	0	0	0	0	38
11/30/21 12:15	91	0	2	7	12	3	0	0	0	0	0	24
11/30/21 12:30	100	0	0	9	13	1	0	0	0	0	0	23
11/30/21 12:45	100	0	0	10	7	1	0	0	0	0	0	18
11/30/21 13:00	100	0	0	19	7	1	0	0	0	0	0	27
11/30/21 13:15	100	0	0	15	9	1	0	0	0	0	0	25
11/30/21 13:30	100	0	0	17	12	2	0	0	0	0	0	31
11/30/21 13:45	100	0	0	6	9	10	0	0	0	0	0	25
11/30/21 14:00	96	0	1	4	22	4	0	0	0	0	0	31
11/30/21 14:15	91	0	2	9	10	2	0	0	0	0	0	23
11/30/21 14:30	100	0	0	10	30	5	0	0	0	0	0	45
11/30/21 14:45	96	1	1	14	27	6	1	0	0	0	0	50
11/30/21 15:00	100	0	0	18	32	3	0	0	0	0	0	53
11/30/21 15:15	100	0	0	5	15	0	0	0	0	0	0	20
11/30/21 15:30	98	0	1	15	32	5	0	0	0	0	0	53
11/30/21 15:45	98	0	1	15	33	3	0	0	0	0	0	52
11/30/21 16:00	100	0	0	13	90	1	0	0	0	0	0	104
11/30/21 16:15	100	0	0	13	35	1	0	0	0	0	0	49
11/30/21 16:30	96	0	2	38	13	1	0	0	0	0	0	54
11/30/21 16:45	83	0	11	15	36	5	0	0	0	0	0	67
11/30/21 17:00	92	0	4	29	17	0	0	0	0	0	0	50
11/30/21 17:15	98	0	1	28	23	3	0	0	0	0	0	55
11/30/21 17:30	87	0	9	29	30	4	0	0	0	0	0	72
11/30/21 17:45	100	0	0	27	27	1	0	0	0	0	0	55
11/30/21 18:00	100	0	0	15	22	7	1	0	0	0	0	45
11/30/21 18:15	97	0	1	12	21	2	0	0	0	0	0	36
11/30/21 18:30	94	0	2	8	22	3	0	0	0	0	0	35
11/30/21 18:45	100	0	0	24	19	1	0	0	0	0	0	44
11/30/21 19:00	100	0	0	9	19	0	0	0	0	0	0	28
11/30/21 19:15	95	1	0	9	6	6	0	0	0	0	0	22
11/30/21 19:30	100	0	0	9	12	1	0	0	0	0	0	22

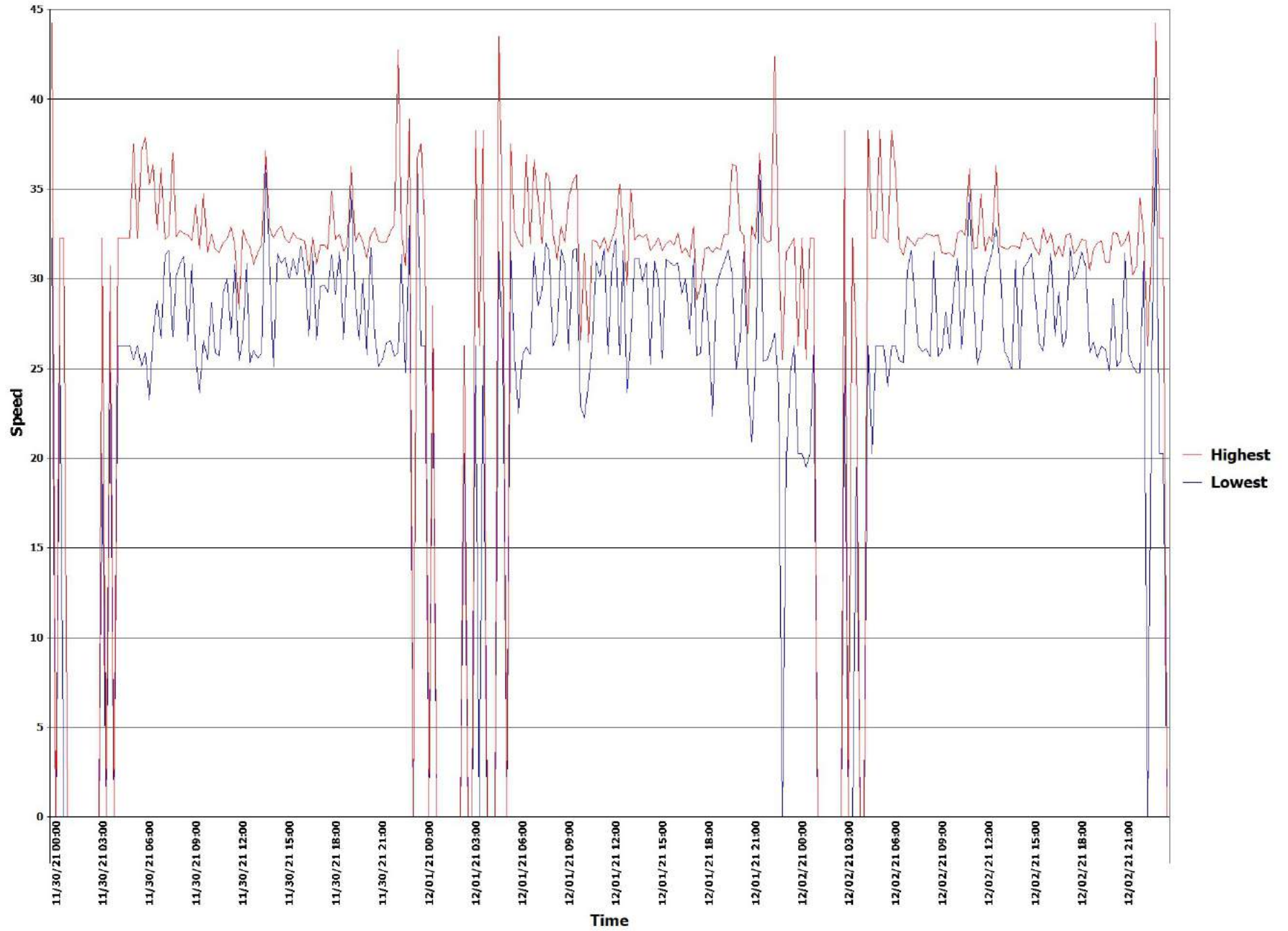
11/30/21 19:45	81	0	3	6	5	2	0	0	0	0	0	16
11/30/21 20:00	100	0	0	3	9	0	0	0	0	0	0	12
11/30/21 20:15	100	0	0	9	6	0	0	0	0	0	0	15
11/30/21 20:30	100	0	0	1	17	1	0	0	0	0	0	19
11/30/21 20:45	100	0	0	7	6	2	0	0	0	0	0	15
11/30/21 21:00	100	0	0	1	4	0	0	0	0	0	0	5
11/30/21 21:15	100	0	0	1	3	0	0	0	0	0	0	4
11/30/21 21:30	100	0	0	7	5	1	0	0	0	0	0	13
11/30/21 21:45	100	0	0	3	5	0	1	0	0	0	0	9
11/30/21 22:00	100	0	0	2	4	1	0	0	0	0	0	7
11/30/21 22:15	100	0	0	1	1	0	1	0	0	0	0	3
11/30/21 22:30	100	0	0	1	9	1	0	0	0	0	0	11
11/30/21 22:45	100	0	0	2	1	0	0	0	0	0	0	3
11/30/21 23:00	100	0	0	1	3	2	1	0	0	0	0	7
11/30/21 23:15	0	0	0	0	0	0	0	0	0	0	0	0
11/30/21 23:30	100	0	0	0	2	1	0	0	0	0	0	3
11/30/21 23:45	100	0	0	0	1	1	0	0	0	0	0	2
12/01/21 00:00	100	0	0	0	1	0	0	0	0	0	0	1
12/01/21 00:15	0	0	0	0	0	0	0	0	0	0	0	0
12/01/21 00:30	100	0	0	5	1	0	0	0	0	0	0	6
12/01/21 00:45	0	0	0	0	0	0	0	0	0	0	0	0
12/01/21 01:00	0	0	0	0	0	0	0	0	0	0	0	0
12/01/21 01:15	0	0	0	0	0	0	0	0	0	0	0	0
12/01/21 01:30	0	0	0	0	0	0	0	0	0	0	0	0
12/01/21 01:45	0	0	0	0	0	0	0	0	0	0	0	0
12/01/21 02:00	0	0	0	0	0	0	0	0	0	0	0	0
12/01/21 02:15	0	0	0	0	0	0	0	0	0	0	0	0
12/01/21 02:30	100	0	0	1	0	0	0	0	0	0	0	1
12/01/21 02:45	0	0	0	0	0	0	0	0	0	0	0	0
12/01/21 03:00	0	0	0	0	0	0	0	0	0	0	0	0
12/01/21 03:15	100	0	0	0	0	1	0	0	0	0	0	1
12/01/21 03:30	100	0	0	1	0	0	0	0	0	0	0	1
12/01/21 03:45	100	0	0	0	0	1	0	0	0	0	0	1
12/01/21 04:00	0	0	0	0	0	0	0	0	0	0	0	0
12/01/21 04:15	0	0	0	0	0	0	0	0	0	0	0	0
12/01/21 04:30	0	0	0	0	0	0	0	0	0	0	0	0
12/01/21 04:45	100	0	0	0	1	0	1	0	0	0	0	2
12/01/21 05:00	100	0	0	0	1	0	0	0	0	0	0	1
12/01/21 05:15	0	0	0	0	0	0	0	0	0	0	0	0
12/01/21 05:30	100	0	0	1	0	1	0	0	0	0	0	2
12/01/21 05:45	100	0	0	2	6	1	0	0	0	0	0	9
12/01/21 06:00	83	0	1	0	5	0	0	0	0	0	0	6
12/01/21 06:15	100	0	0	2	3	0	0	0	0	0	0	5
12/01/21 06:30	90	0	1	2	4	4	0	0	0	0	0	11
12/01/21 06:45	83	0	3	6	8	1	0	0	0	0	0	18
12/01/21 07:00	100	0	0	2	11	6	0	0	0	0	0	19
12/01/21 07:15	100	0	0	5	0	1	0	0	0	0	0	6
12/01/21 07:30	94	0	2	11	20	1	0	0	0	0	0	34

12/01/21 07:45	100	0	0	2	26	9	0	0	0	0	0	37
12/01/21 08:00	100	0	0	9	15	7	0	0	0	0	0	31
12/01/21 08:15	91	0	2	4	16	2	0	0	0	0	0	24
12/01/21 08:30	95	0	1	12	8	0	0	0	0	0	0	21
12/01/21 08:45	100	0	0	1	18	3	0	0	0	0	0	22
12/01/21 09:00	97	0	1	11	35	0	0	0	0	0	0	47
12/01/21 09:15	100	0	0	3	7	2	0	0	0	0	0	12
12/01/21 09:30	94	0	1	5	9	4	0	0	0	0	0	19
12/01/21 09:45	100	0	0	8	14	5	1	0	0	0	0	28
12/01/21 10:00	81	1	1	8	1	0	0	0	0	0	0	11
12/01/21 10:15	92	0	1	6	6	0	0	0	0	0	0	13
12/01/21 10:30	71	0	11	24	3	0	0	0	0	0	0	38
12/01/21 10:45	93	1	0	6	8	1	0	0	0	0	0	16
12/01/21 11:00	78	7	1	3	26	1	0	0	0	0	0	38
12/01/21 11:15	80	0	9	14	23	1	0	0	0	0	0	47
12/01/21 11:30	100	0	0	4	25	1	0	0	0	0	0	30
12/01/21 11:45	100	0	0	8	8	0	0	0	0	0	0	16
12/01/21 12:00	100	0	0	6	22	1	0	0	0	0	0	29
12/01/21 12:15	100	0	0	6	31	6	0	0	0	0	0	43
12/01/21 12:30	100	0	0	4	4	2	0	0	0	0	0	10
12/01/21 12:45	97	0	1	3	32	4	0	0	0	0	0	40
12/01/21 13:00	88	0	2	12	4	0	0	0	0	0	0	18
12/01/21 13:15	92	0	2	8	13	4	1	0	0	0	0	28
12/01/21 13:30	100	0	0	15	29	2	0	0	0	0	0	46
12/01/21 13:45	94	1	2	17	33	5	0	0	0	0	0	58
12/01/21 14:00	100	0	0	10	22	2	0	0	0	0	0	34
12/01/21 14:15	100	0	0	5	21	2	0	0	0	0	0	28
12/01/21 14:30	100	0	0	10	11	0	0	0	0	0	0	21
12/01/21 14:45	96	0	3	32	47	1	1	0	0	0	0	84
12/01/21 15:00	100	0	0	17	17	3	0	0	0	0	0	37
12/01/21 15:15	100	0	0	10	11	0	0	0	0	0	0	21
12/01/21 15:30	100	0	0	17	40	0	0	0	0	0	0	57
12/01/21 15:45	84	0	10	10	43	2	0	0	0	0	0	65
12/01/21 16:00	95	0	4	32	57	1	0	0	0	0	0	94
12/01/21 16:15	92	3	3	32	33	9	0	0	0	0	0	80
12/01/21 16:30	98	0	1	31	24	1	0	0	0	0	0	57
12/01/21 16:45	97	0	1	17	17	1	0	0	0	0	0	36
12/01/21 17:00	100	0	0	27	15	1	0	0	0	0	0	43
12/01/21 17:15	93	0	3	18	21	7	0	0	0	0	0	49
12/01/21 17:30	100	0	0	41	9	0	0	0	0	0	0	50
12/01/21 17:45	90	0	5	35	11	0	0	0	0	0	0	51
12/01/21 18:00	90	0	7	31	36	2	0	0	0	0	0	76
12/01/21 18:15	97	0	1	19	22	1	0	0	0	0	0	43
12/01/21 18:30	68	2	6	7	9	0	1	0	0	0	0	25
12/01/21 18:45	97	0	1	22	17	2	0	0	0	0	0	42
12/01/21 19:00	100	0	0	16	19	0	0	0	0	0	0	35
12/01/21 19:15	100	0	0	7	14	1	1	0	0	0	0	23
12/01/21 19:30	100	0	0	5	21	2	0	0	0	0	0	28

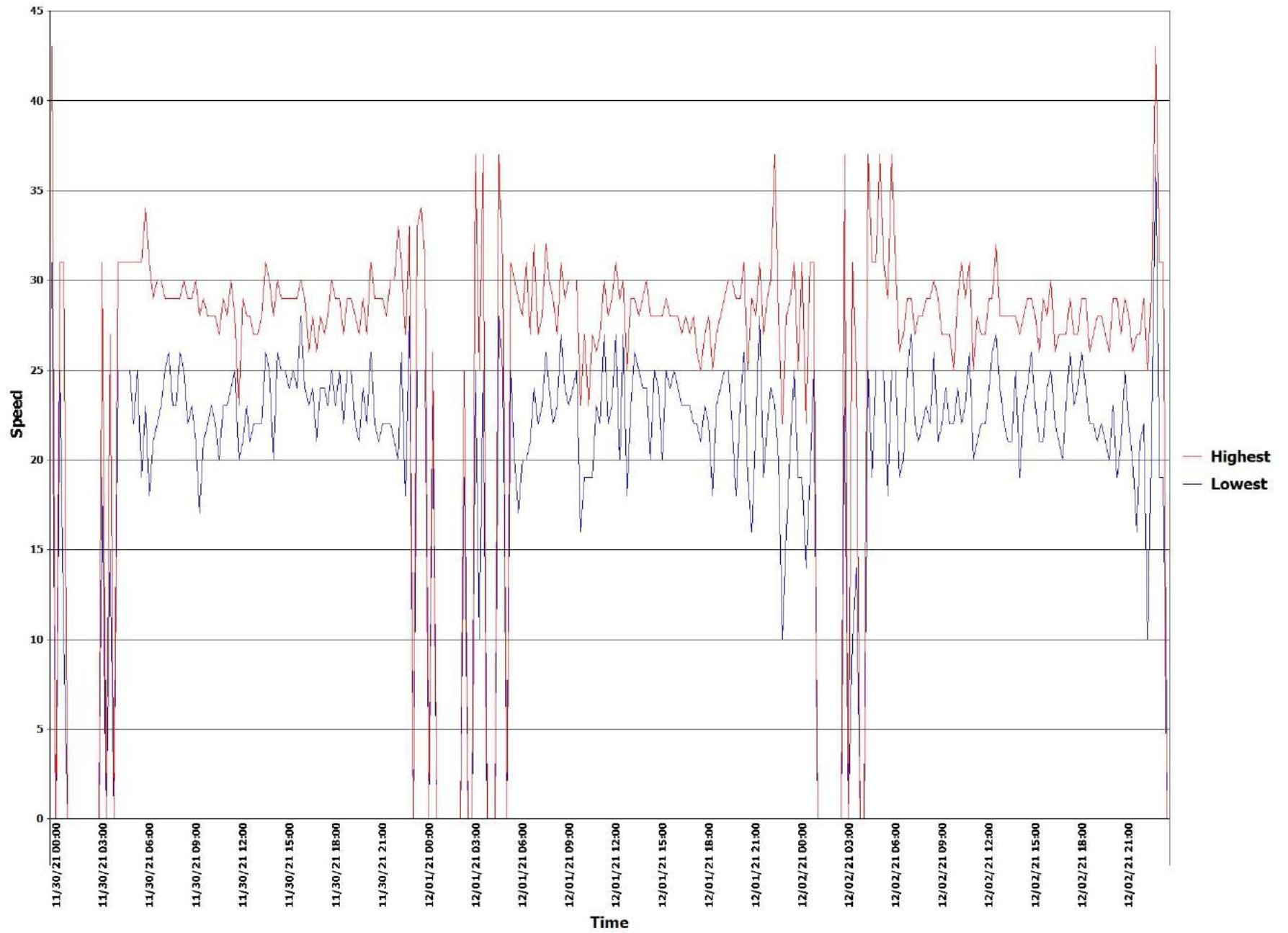
12/01/21 19:45	100	0	0	6	4	4	0	0	0	0	0	14
12/01/21 20:00	100	0	0	5	3	3	0	0	0	0	0	11
12/01/21 20:15	100	0	0	3	5	1	0	0	0	0	0	9
12/01/21 20:30	100	0	0	1	20	1	0	0	0	0	0	22
12/01/21 20:45	100	0	0	6	1	0	0	0	0	0	0	7
12/01/21 21:00	100	0	0	3	3	1	0	0	0	0	0	7
12/01/21 21:15	100	0	0	6	5	1	0	0	0	0	0	12
12/01/21 21:30	100	0	0	6	9	9	0	0	0	0	0	24
12/01/21 21:45	81	0	2	3	5	1	0	0	0	0	0	11
12/01/21 22:00	100	0	0	1	3	0	0	0	0	0	0	4
12/01/21 22:15	100	0	0	1	5	0	0	0	0	0	0	6
12/01/21 22:30	100	0	0	1	0	4	2	0	0	0	0	7
12/01/21 22:45	75	0	1	0	3	0	0	0	0	0	0	4
12/01/21 23:00	50	0	1	1	0	0	0	0	0	0	0	2
12/01/21 23:15	100	0	0	2	2	0	0	0	0	0	0	4
12/01/21 23:30	100	0	0	1	2	0	0	0	0	0	0	3
12/01/21 23:45	100	0	0	0	2	0	0	0	0	0	0	2
12/02/21 00:00	100	0	0	1	0	0	0	0	0	0	0	1
12/02/21 00:15	100	0	0	0	1	0	0	0	0	0	0	1
12/02/21 00:30	50	0	1	1	0	0	0	0	0	0	0	2
12/02/21 00:45	100	0	0	0	1	0	0	0	0	0	0	1
12/02/21 01:00	100	0	0	0	1	0	0	0	0	0	0	1
12/02/21 01:15	0	0	0	0	0	0	0	0	0	0	0	0
12/02/21 01:30	0	0	0	0	0	0	0	0	0	0	0	0
12/02/21 01:45	0	0	0	0	0	0	0	0	0	0	0	0
12/02/21 02:00	0	0	0	0	0	0	0	0	0	0	0	0
12/02/21 02:15	0	0	0	0	0	0	0	0	0	0	0	0
12/02/21 02:30	0	0	0	0	0	0	0	0	0	0	0	0
12/02/21 02:45	0	0	0	0	0	0	0	0	0	0	0	0
12/02/21 03:00	100	0	0	0	0	1	0	0	0	0	0	1
12/02/21 03:15	0	0	0	0	0	0	0	0	0	0	0	0
12/02/21 03:30	100	0	0	0	1	0	0	0	0	0	0	1
12/02/21 03:45	100	0	0	2	0	0	0	0	0	0	0	2
12/02/21 04:00	0	0	0	0	0	0	0	0	0	0	0	0
12/02/21 04:15	0	0	0	0	0	0	0	0	0	0	0	0
12/02/21 04:30	100	0	0	0	0	1	0	0	0	0	0	1
12/02/21 04:45	100	0	0	0	1	0	0	0	0	0	0	1
12/02/21 05:00	100	0	0	0	1	0	0	0	0	0	0	1
12/02/21 05:15	100	0	0	0	0	1	0	0	0	0	0	1
12/02/21 05:30	100	0	0	0	3	0	0	0	0	0	0	3
12/02/21 05:45	100	0	0	1	3	0	0	0	0	0	0	4
12/02/21 06:00	100	0	0	0	0	3	0	0	0	0	0	3
12/02/21 06:15	100	0	0	1	2	1	0	0	0	0	0	4
12/02/21 06:30	84	0	2	6	4	1	0	0	0	0	0	13
12/02/21 06:45	100	0	0	5	4	0	0	0	0	0	0	9
12/02/21 07:00	100	0	0	9	20	2	0	0	0	0	0	31
12/02/21 07:15	100	0	0	3	14	0	0	0	0	0	0	17
12/02/21 07:30	86	0	4	13	10	2	0	0	0	0	0	29

12/02/21 07:45	93	0	2	15	13	3	0	0	0	0	0	33
12/02/21 08:00	100	0	0	6	6	1	0	0	0	0	0	13
12/02/21 08:15	100	0	0	7	13	2	0	0	0	0	0	22
12/02/21 08:30	100	0	0	4	6	1	0	0	0	0	0	11
12/02/21 08:45	96	0	1	1	25	1	0	0	0	0	0	28
12/02/21 09:00	100	0	0	4	7	1	0	0	0	0	0	12
12/02/21 09:15	100	0	0	13	12	0	0	0	0	0	0	25
12/02/21 09:30	96	0	1	15	9	1	0	0	0	0	0	26
12/02/21 09:45	100	0	0	19	7	2	0	0	0	0	0	28
12/02/21 10:00	62	1	15	9	18	0	0	0	0	0	0	43
12/02/21 10:15	100	0	0	11	15	3	0	0	0	0	0	29
12/02/21 10:30	100	0	0	1	8	1	0	0	0	0	0	10
12/02/21 10:45	100	0	0	9	10	2	0	0	0	0	0	21
12/02/21 11:00	100	0	0	4	13	6	0	0	0	0	0	23
12/02/21 11:15	70	3	6	7	14	1	0	0	0	0	0	31
12/02/21 11:30	100	0	0	5	7	0	0	0	0	0	0	12
12/02/21 11:45	91	1	1	11	6	4	0	0	0	0	0	23
12/02/21 12:00	93	0	2	13	16	0	0	0	0	0	0	31
12/02/21 12:15	100	0	0	9	21	2	0	0	0	0	0	32
12/02/21 12:30	100	0	0	8	29	0	0	0	0	0	0	37
12/02/21 12:45	100	0	0	3	23	10	0	0	0	0	0	36
12/02/21 13:00	92	0	4	18	35	0	0	0	0	0	0	57
12/02/21 13:15	100	0	0	7	10	0	0	0	0	0	0	17
12/02/21 13:30	96	0	1	13	17	0	0	0	0	0	0	31
12/02/21 13:45	100	0	0	4	7	0	0	0	0	0	0	11
12/02/21 14:00	100	0	0	14	23	0	0	0	0	0	0	37
12/02/21 14:15	81	0	3	4	9	0	0	0	0	0	0	16
12/02/21 14:30	94	1	0	6	10	2	0	0	0	0	0	19
12/02/21 14:45	100	0	0	7	23	1	0	0	0	0	0	31
12/02/21 15:00	100	0	0	11	26	2	0	0	0	0	0	39
12/02/21 15:15	100	0	0	19	18	1	0	0	0	0	0	38
12/02/21 15:30	85	0	7	21	18	1	0	0	0	0	0	47
12/02/21 15:45	100	0	0	9	10	3	0	0	0	0	0	22
12/02/21 16:00	100	0	0	15	21	1	0	0	0	0	0	37
12/02/21 16:15	100	0	0	15	48	6	0	0	0	0	0	69
12/02/21 16:30	86	0	8	27	25	0	0	0	0	0	0	60
12/02/21 16:45	86	0	4	10	15	1	0	0	0	0	0	30
12/02/21 17:00	100	0	0	14	10	0	0	0	0	0	0	24
12/02/21 17:15	100	0	0	42	17	8	0	0	0	0	0	67
12/02/21 17:30	98	0	1	26	50	8	0	0	0	0	0	85
12/02/21 17:45	91	0	6	36	31	1	0	0	0	0	0	74
12/02/21 18:00	91	1	5	27	37	1	0	0	0	0	0	71
12/02/21 18:15	100	0	0	21	61	3	0	0	0	0	0	85
12/02/21 18:30	98	0	1	17	36	2	0	0	0	0	0	56
12/02/21 18:45	97	0	1	23	10	0	0	0	0	0	0	34
12/02/21 19:00	100	0	0	12	8	1	0	0	0	0	0	21
12/02/21 19:15	100	0	0	10	11	1	0	0	0	0	0	22
12/02/21 19:30	100	0	0	14	11	1	1	0	0	0	0	27

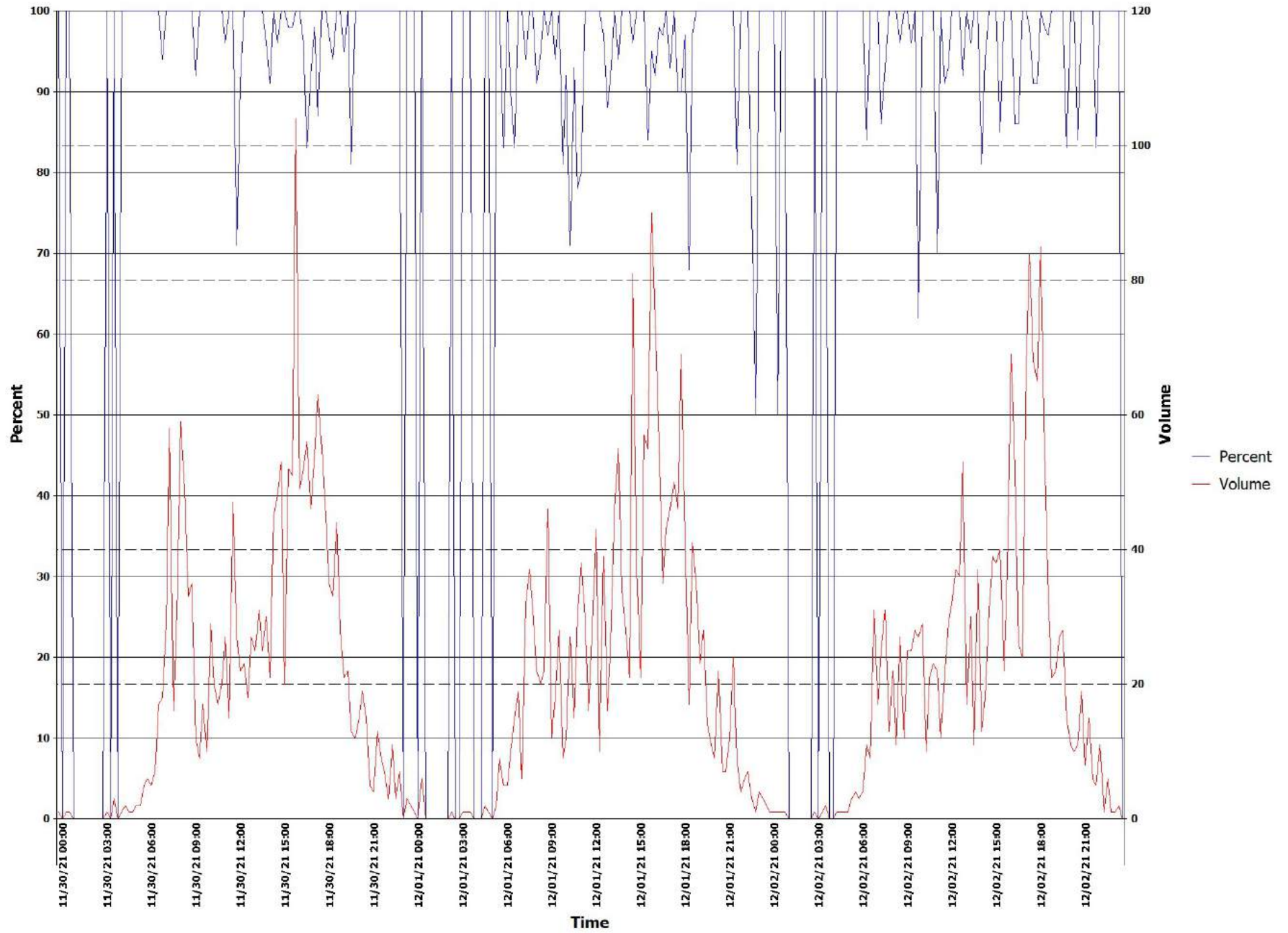
85th Percentile



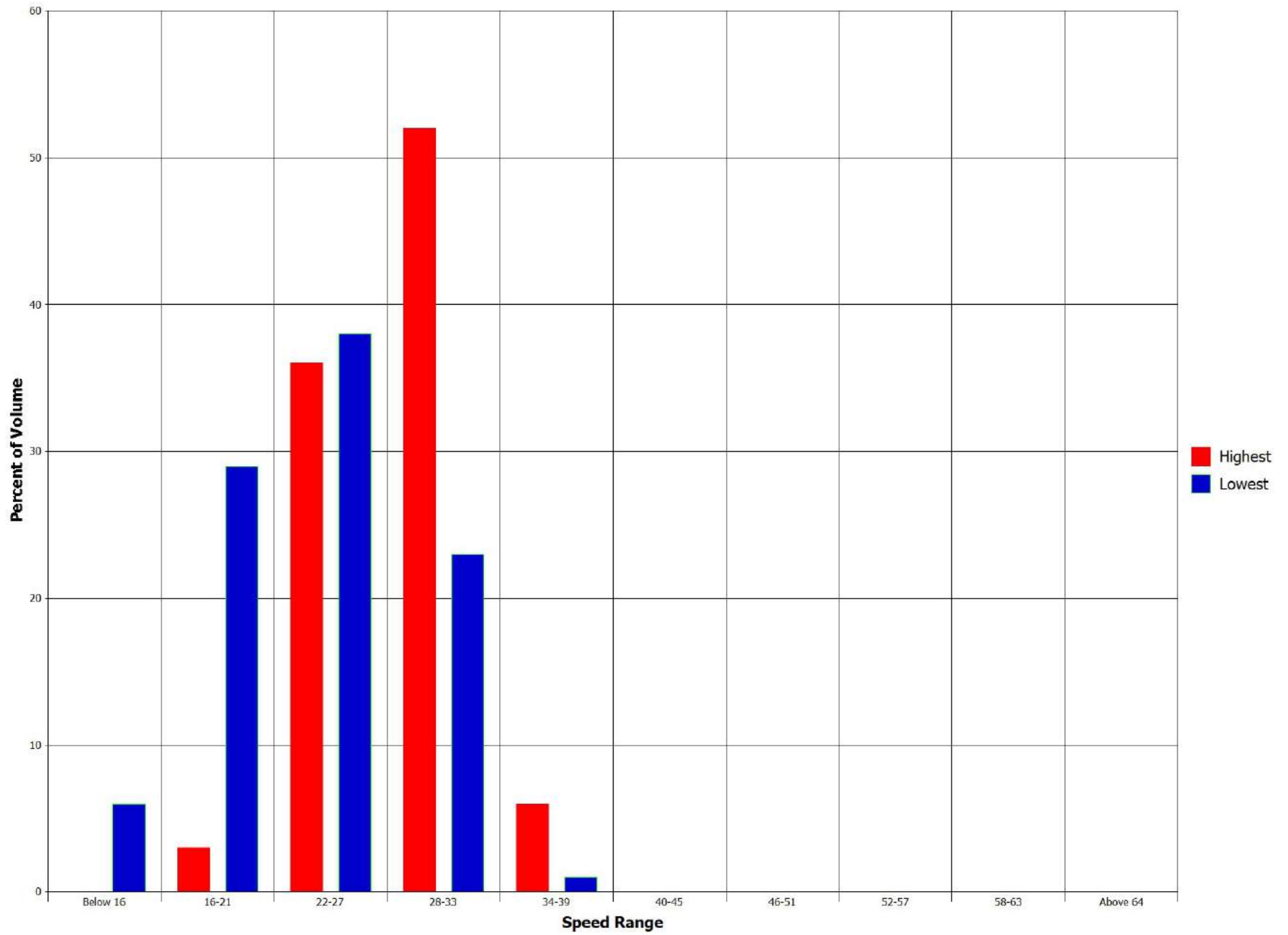
Average Speed



Speeding Vehicles



Speed Distrubution



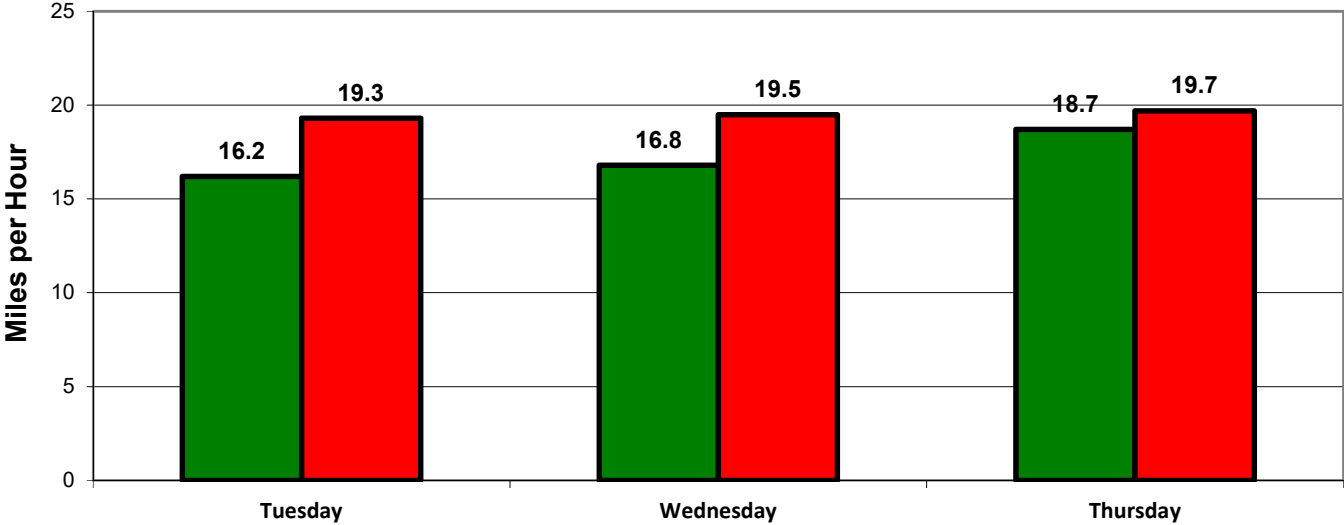
DAILY AVERAGE SPEEDS

■ SIGN ON ■ SIGN OFF



#110 Cedar Street NB

Speed Limit = 25 MPH



Weeks (3 days): 2/1/2022 vs 1/25/2022

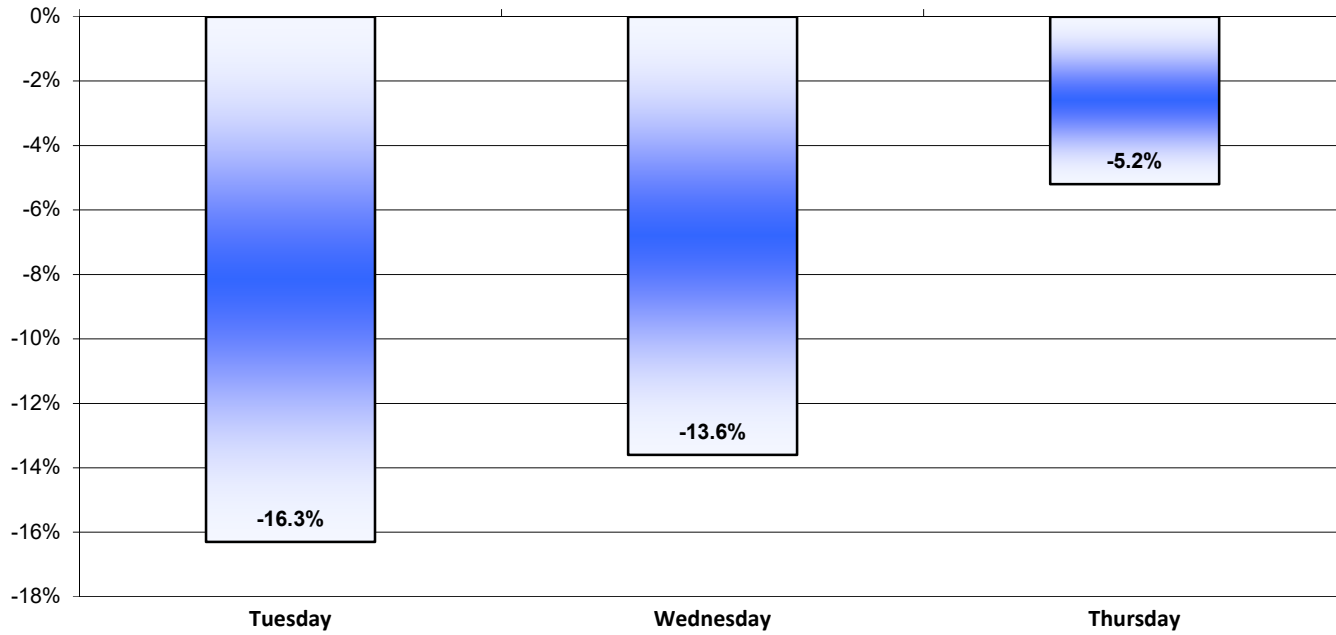
Average Daily Speeds



■ % Change ON vs. OFF

#110 Cedar Street NB

Speed Limit = 25 MPH



Weeks (3 days): 2/1/2022 vs 1/25/2022

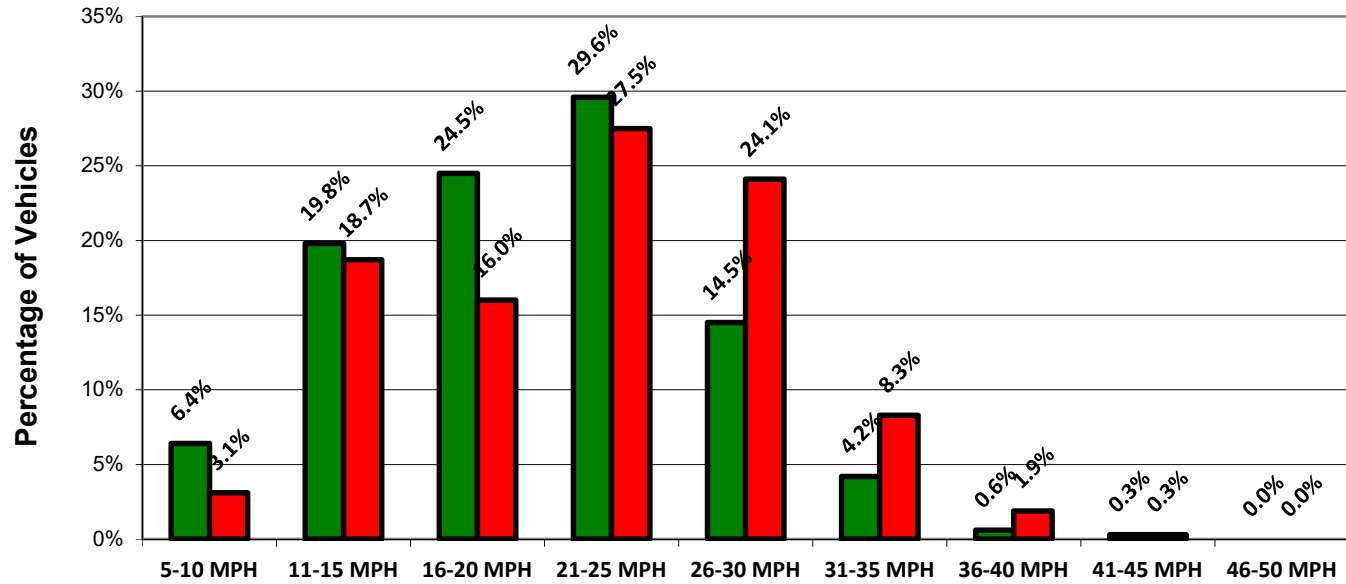
% of Vehicles: By Speed Group (Peak Speeds)



■ SIGN ON ■ SIGN OFF

#110 Cedar Street NB

Speed Limit = 25 MPH



Weeks (3 days): 2/1/2022 vs 1/25/2022

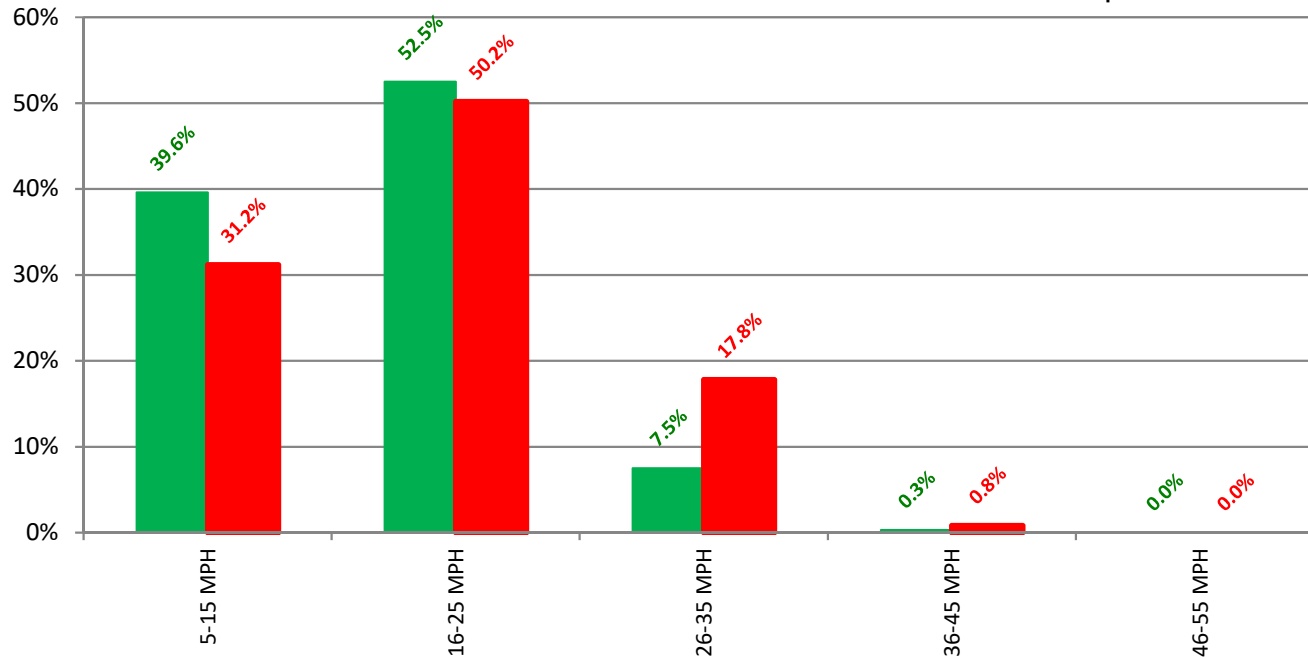
% of Vehicles: By Speed Group (Average Speed)



■ WITH SIGN ■ NO SIGN

#110 Cedar Street NB

Speed Limit = 25 MPH



Weeks (3 days): 2/1/2022 vs 1/25/2022

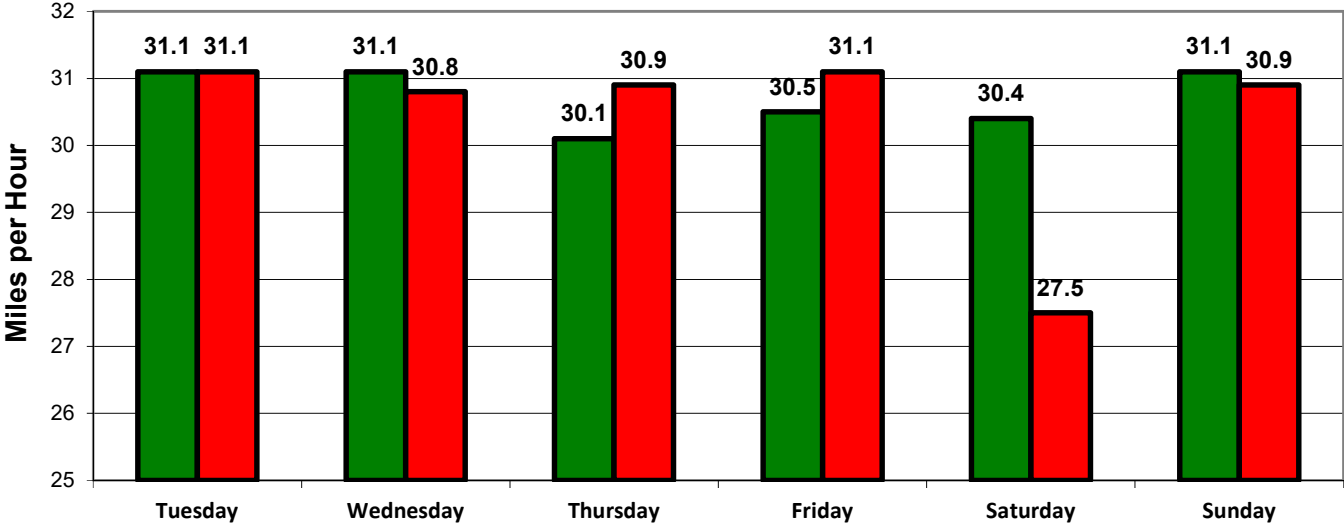
DAILY AVERAGE SPEEDS

■ SIGN ON ■ SIGN OFF



#1069 Grove Street NB

Speed Limit = 30 MPH



Weeks (6 days): 12/14/2021 vs 12/7/2021

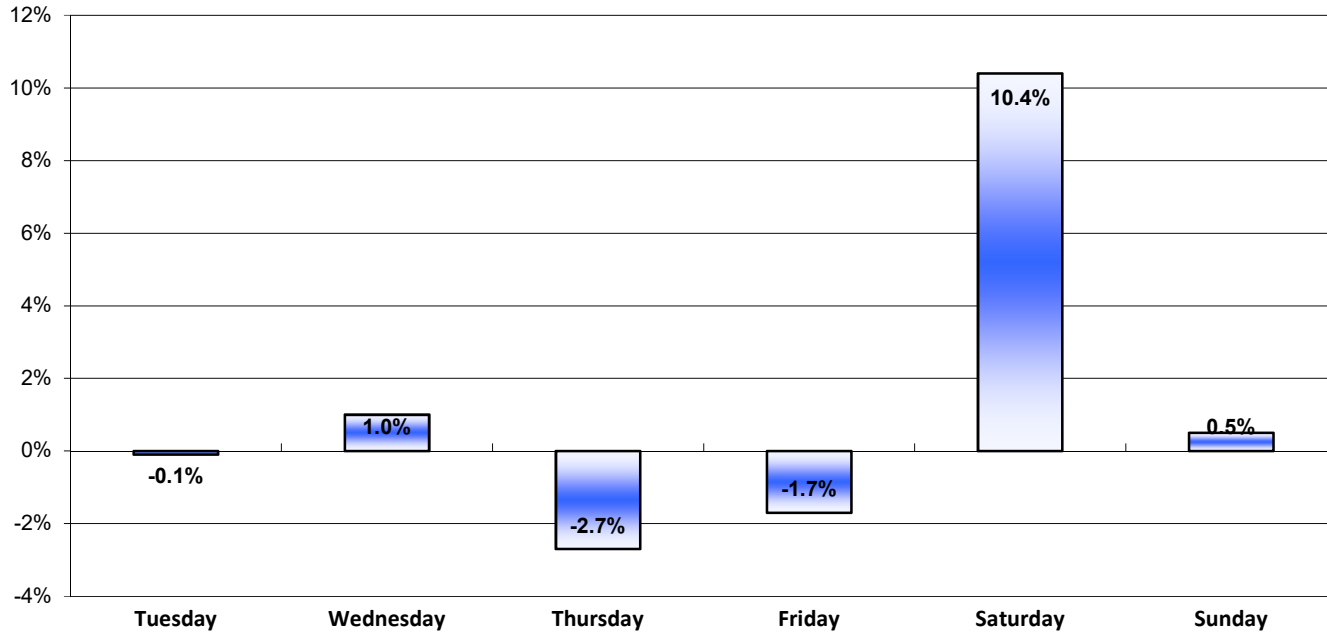
Average Daily Speeds



■ % Change ON vs. OFF

#1069 Grove Street NB

Speed Limit = 30 MPH



Weeks (6 days): 12/14/2021 vs 12/7/2021

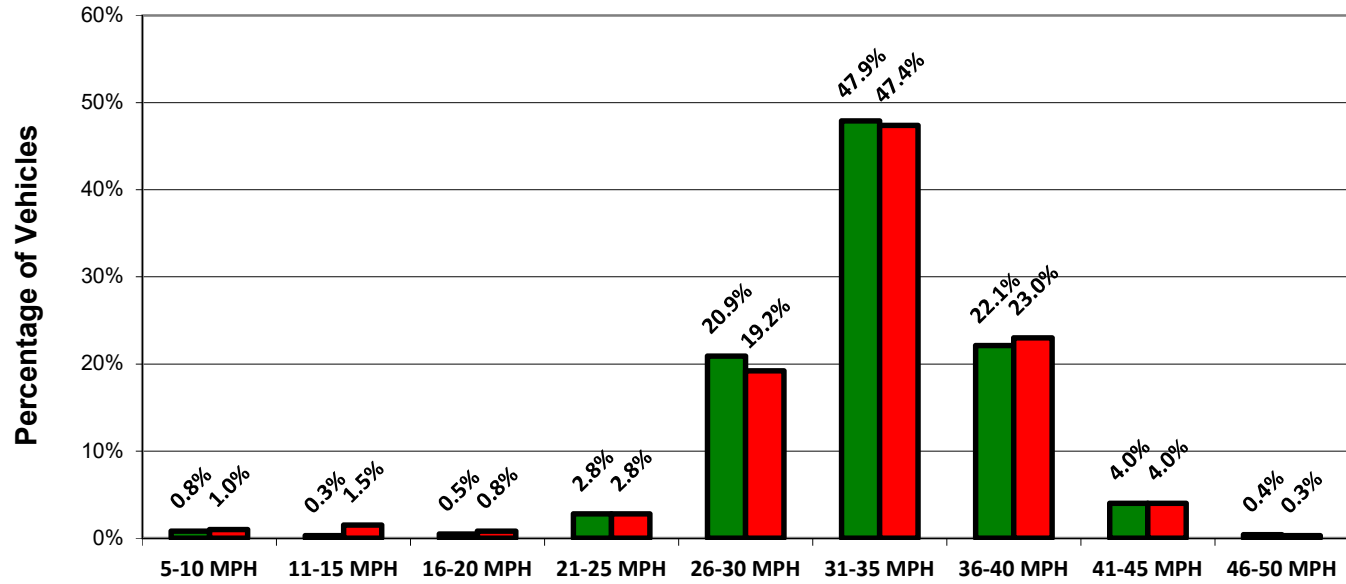
% of Vehicles: By Speed Group (Peak Speeds)



■ SIGN ON ■ SIGN OFF

#1069 Grove Street NB

Speed Limit = 30 MPH



Weeks (6 days): 12/14/2021 vs 12/7/2021

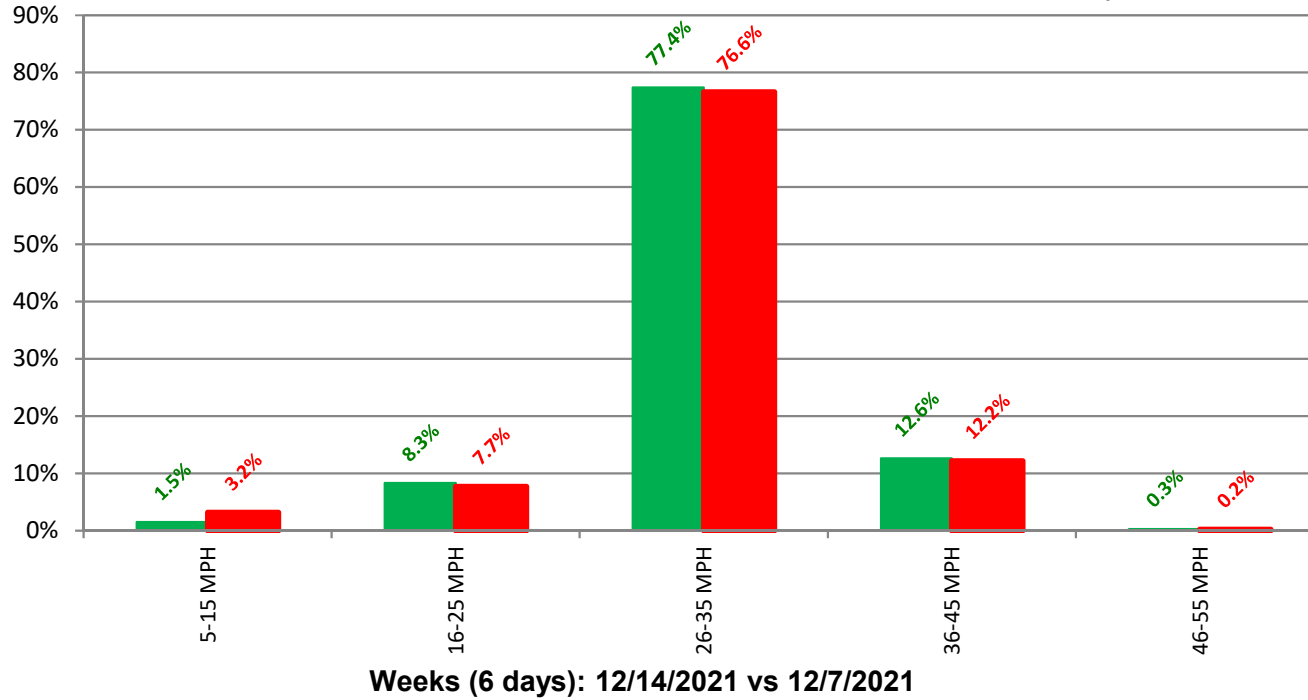
% of Vehicles: By Speed Group (Average Speed)

■ WITH SIGN ■ NO SIGN



#1069 Grove Street NB

Speed Limit = 30 MPH



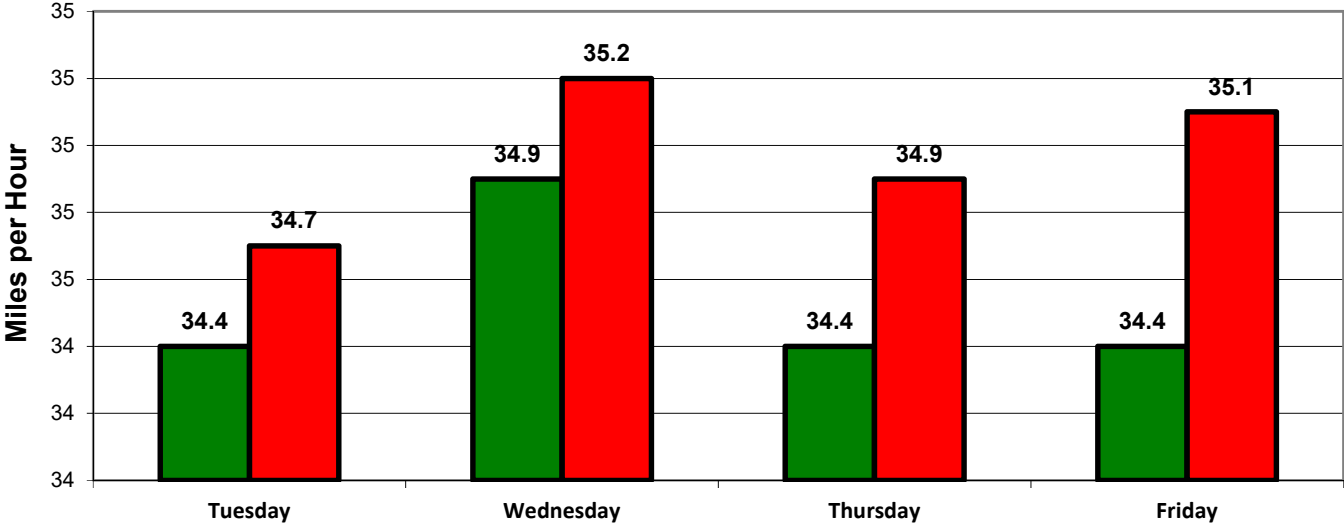
DAILY AVERAGE SPEEDS

■ SIGN ON ■ SIGN OFF



#918 Grove Street SB

Speed Limit = 25 MPH



Weeks (4 days): 1/11/2022 vs 12/28/2021

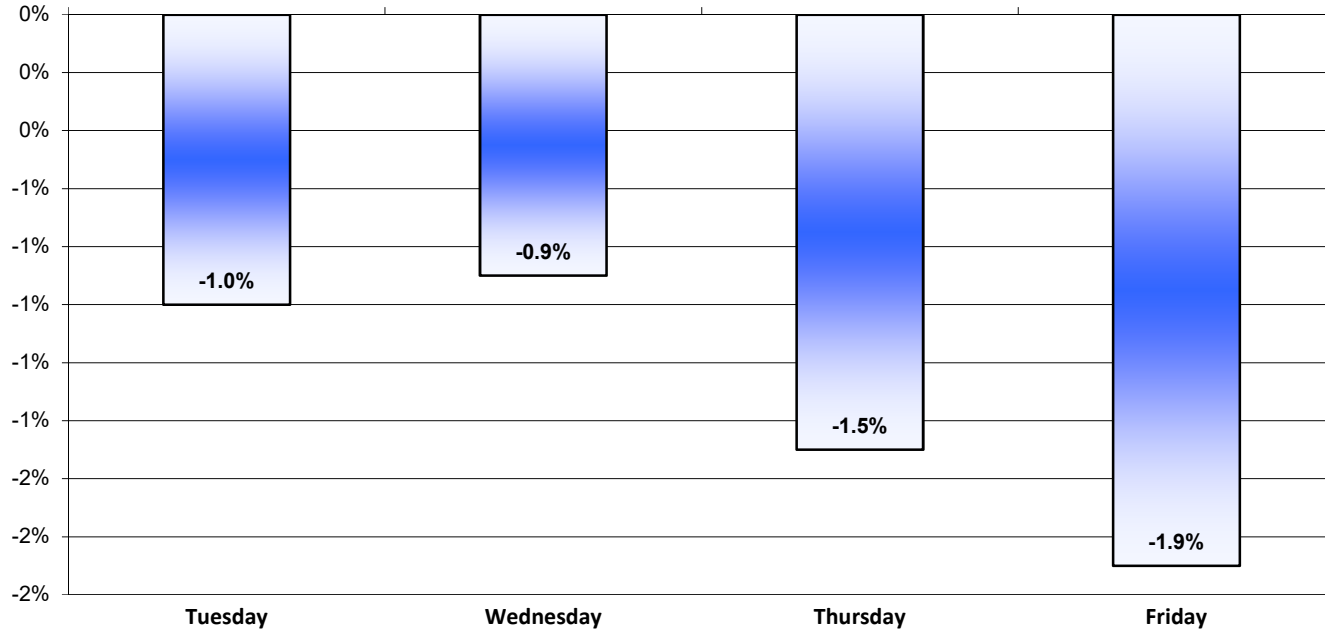
Average Daily Speeds



■ % Change ON vs. OFF

#918 Grove Street SB

Speed Limit = 25 MPH



Weeks (4 days): 1/11/2022 vs 12/28/2021

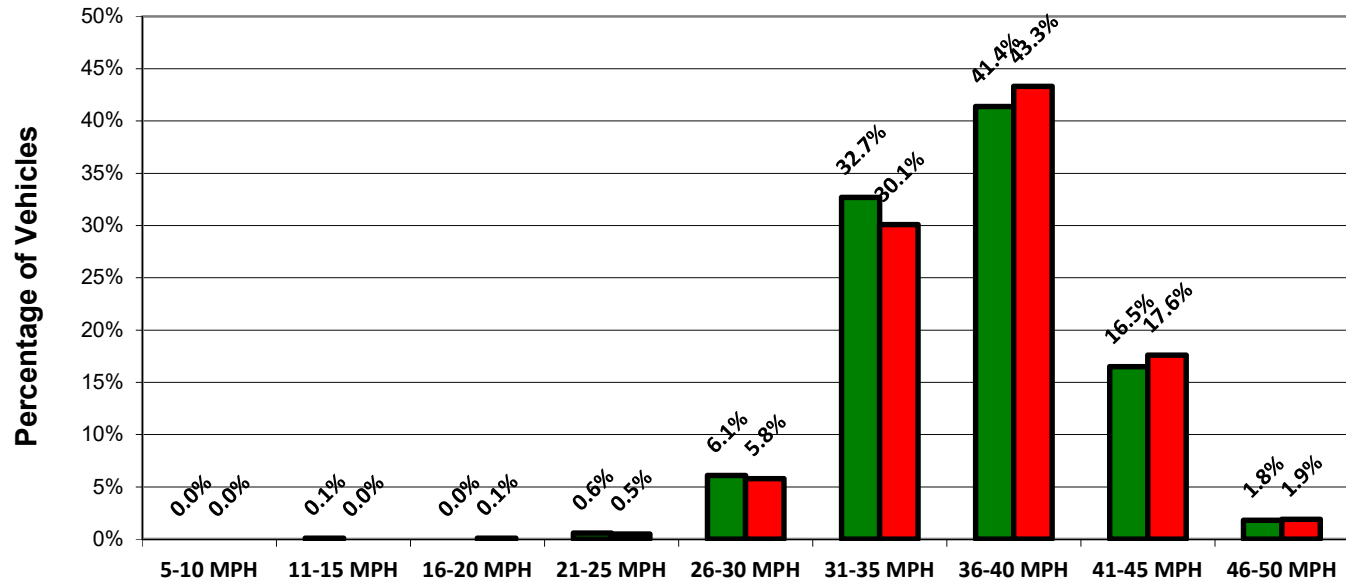
% of Vehicles: By Speed Group (Peak Speeds)



■ SIGN ON ■ SIGN OFF

#918 Grove Street SB

Speed Limit = 25 MPH



Weeks (4 days): 1/11/2022 vs 12/28/2021

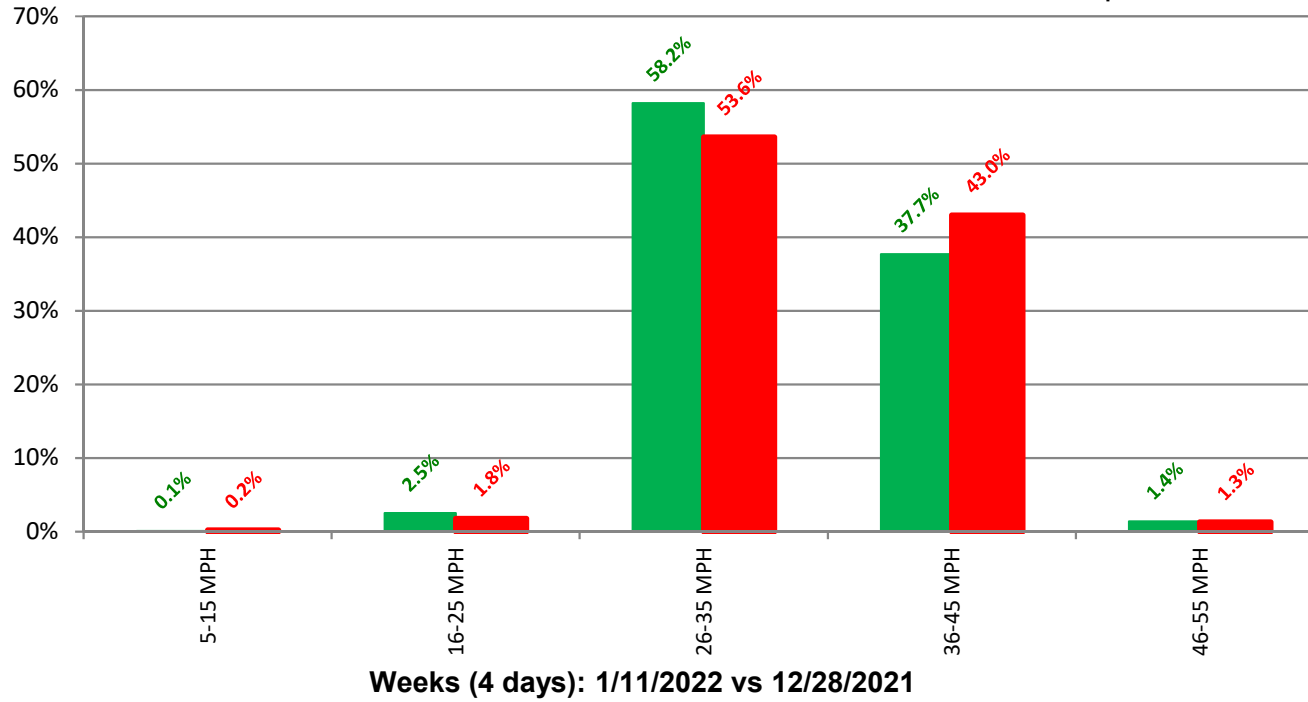
% of Vehicles: By Speed Group (Average Speed)



■ WITH SIGN ■ NO SIGN

#918 Grove Street SB

Speed Limit = 25 MPH



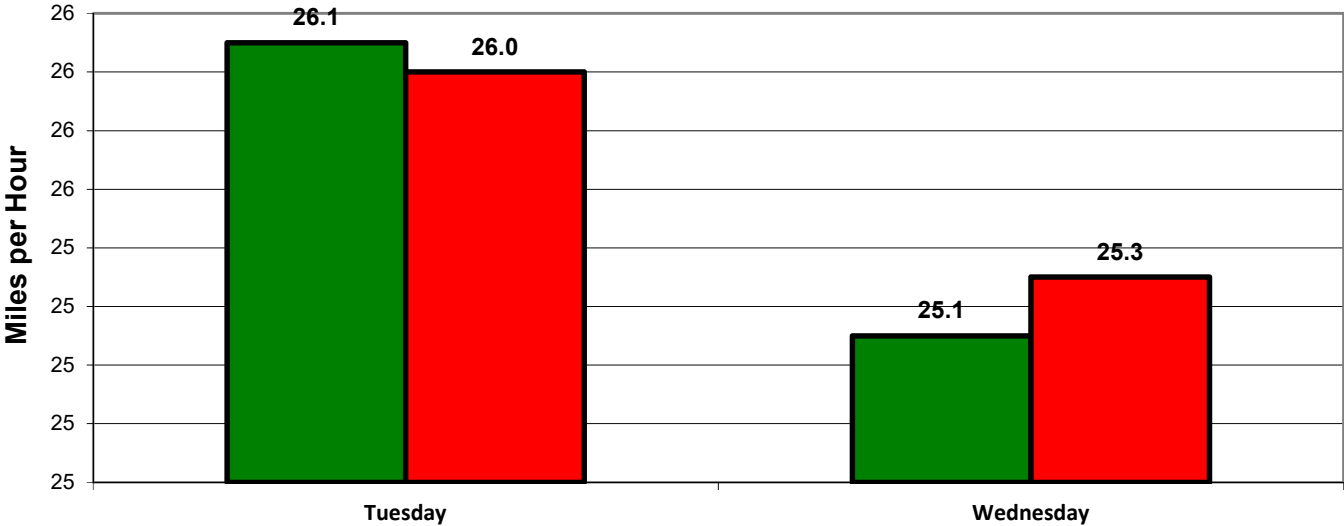
DAILY AVERAGE SPEEDS

■ SIGN ON ■ SIGN OFF



Brook Street EB

Speed Limit = 25 MPH



Weeks (2 days): 3/8/2022 vs 3/1/2022

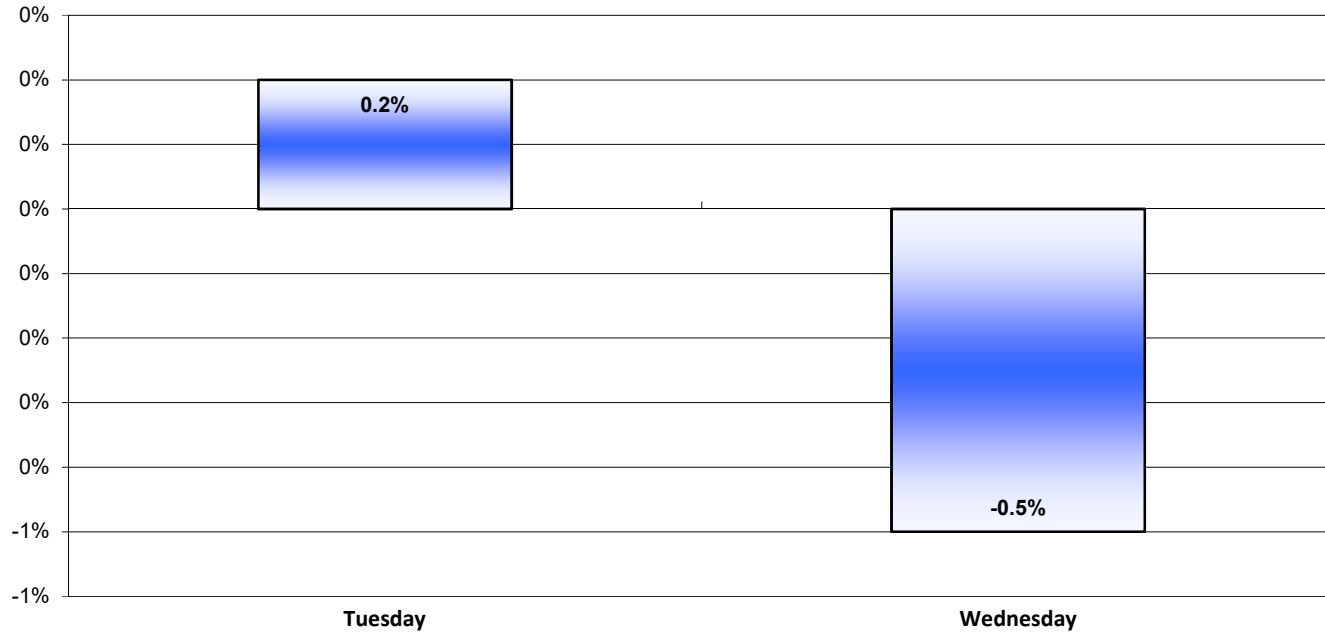
Average Daily Speeds



■ % Change ON vs. OFF

Brook Street EB

Speed Limit = 25 MPH



Weeks (2 days): 3/8/2022 vs 3/1/2022

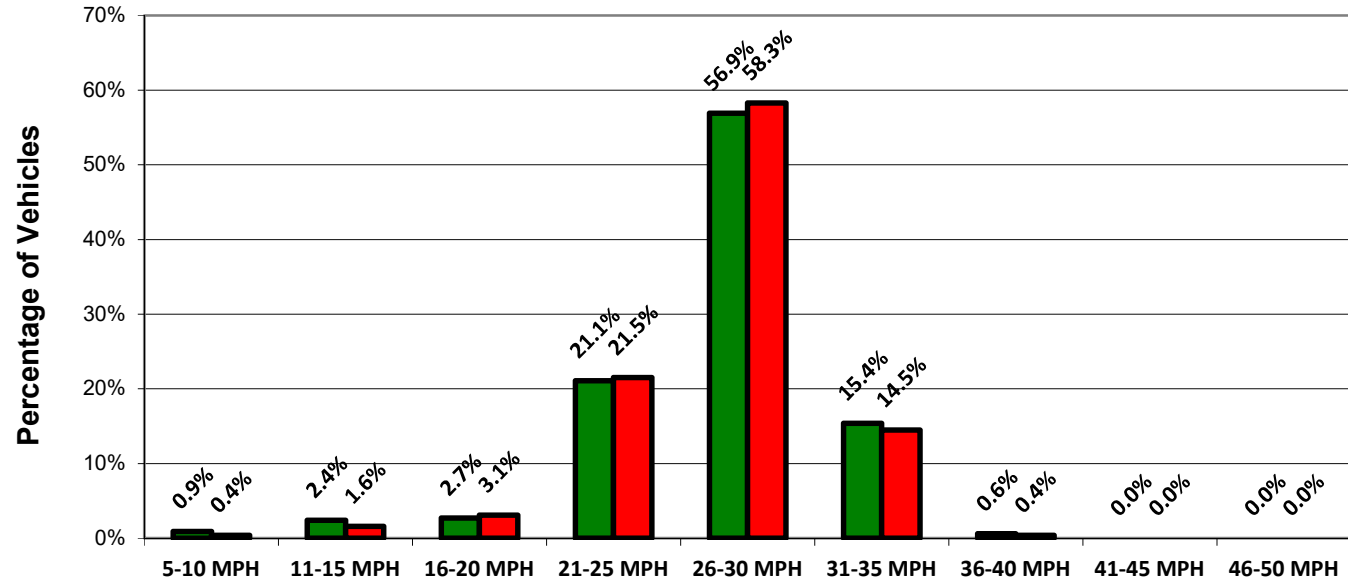
% of Vehicles: By Speed Group (Peak Speeds)



■ SIGN ON ■ SIGN OFF

Brook Street EB

Speed Limit = 25 MPH



Weeks (2 days): 3/8/2022 vs 3/1/2022

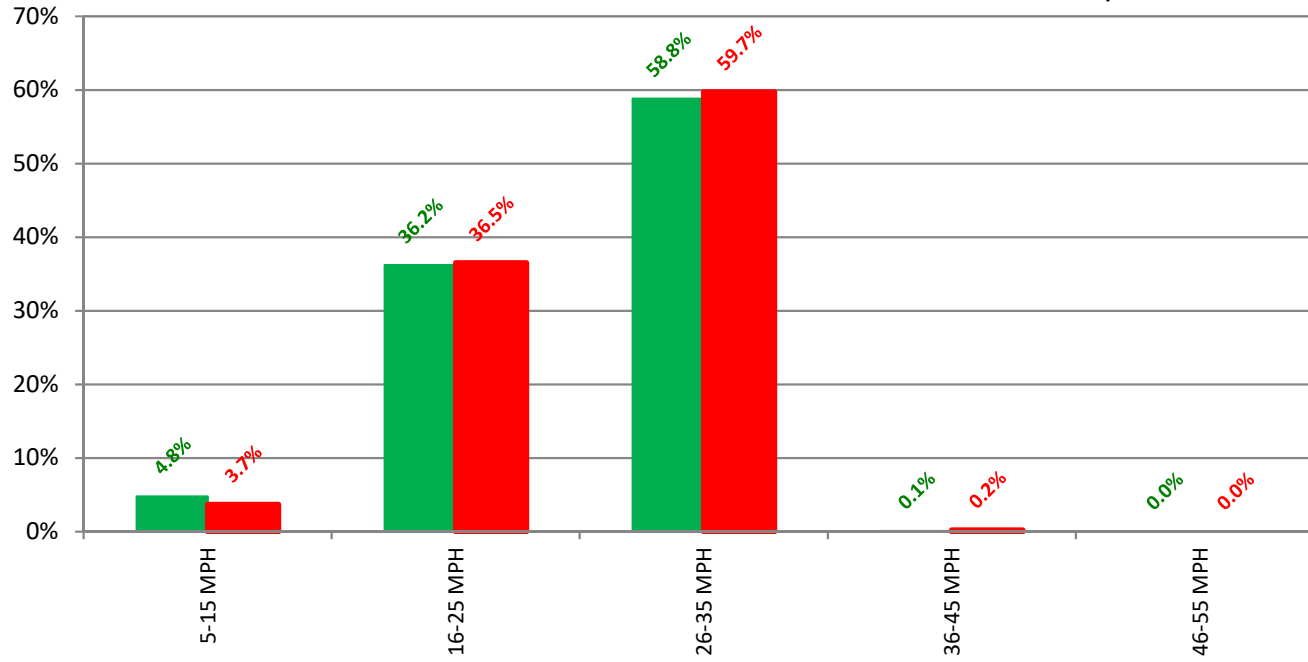
% of Vehicles: By Speed Group (Average Speed)

■ WITH SIGN ■ NO SIGN



Brook Street EB

Speed Limit = 25 MPH



Weeks (2 days): 3/8/2022 vs 3/1/2022

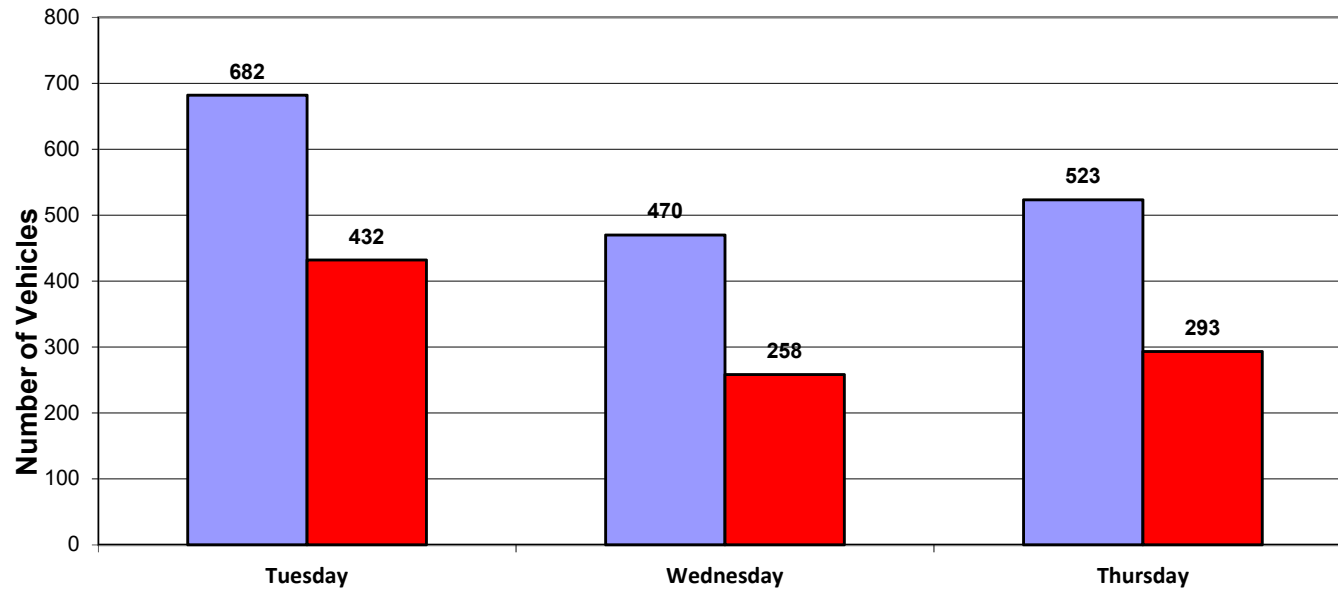
Vehicle and Speed Violator Counts



■ Tot. Vehicles ■ # Violators

Brook Street EB

Speed Limit = 25 MPH



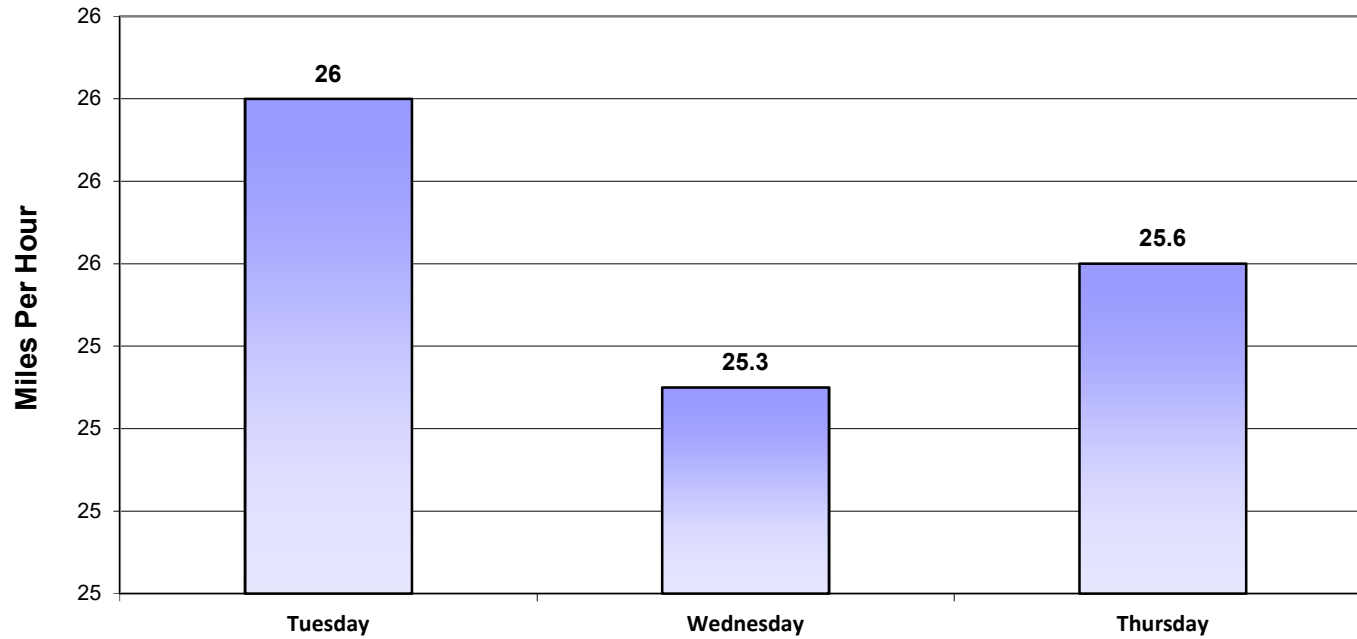
Week (3 days): 3/1/2022 - 3/3/2022

Daily Average Speeds



Brook Street EB

Speed Limit = 25 MPH



Week (3 days): 3/1/2022 - 3/3/2022

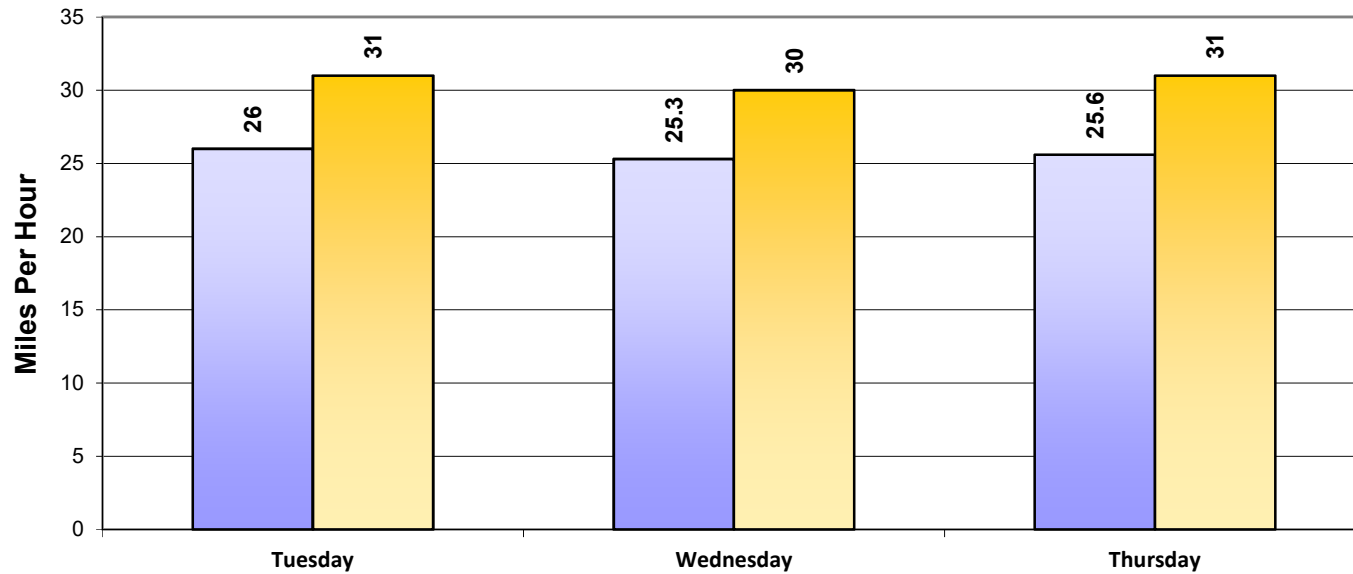
Daily Average Speeds vs. 85th Percentile Speeds



■ Avg. Speed ■ 85th pct Speed

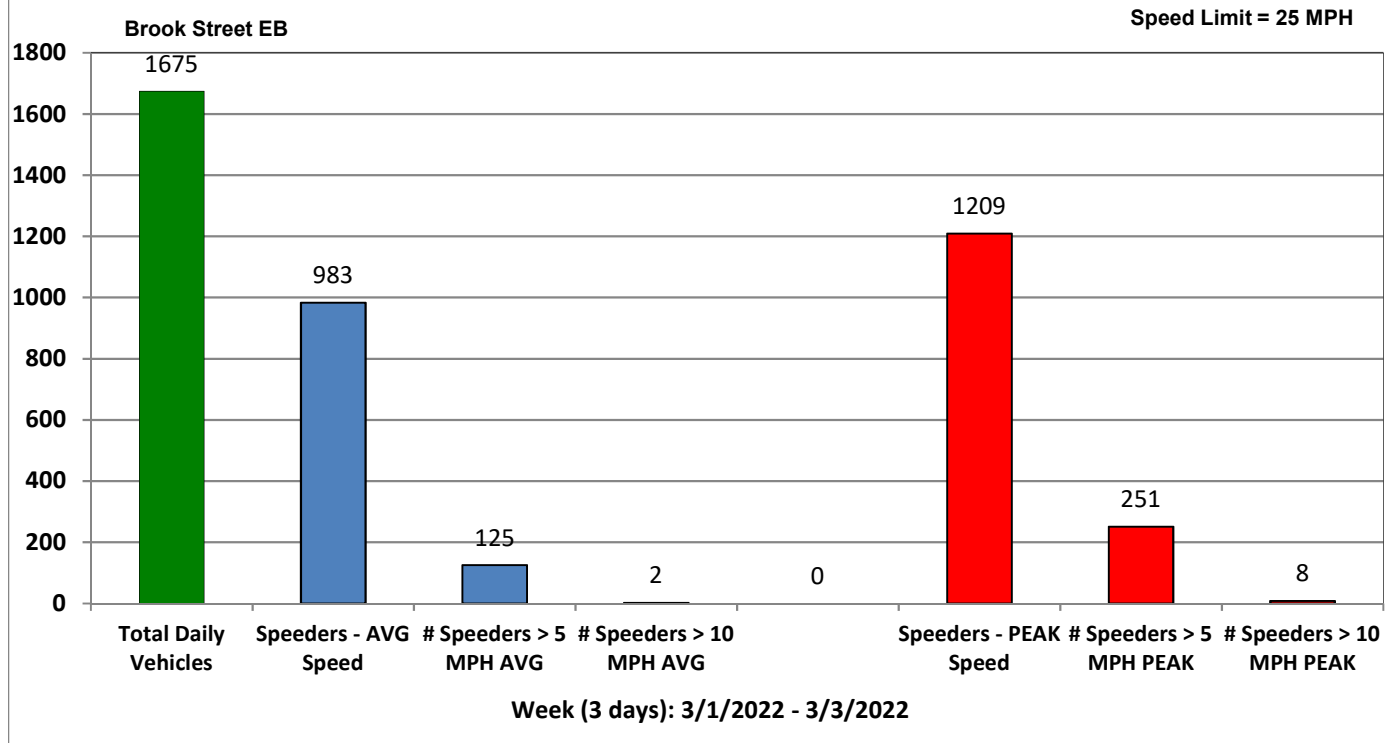
Brook Street EB

Speed Limit = 25 MPH



Week (3 days): 3/1/2022 - 3/3/2022

Weekly Speed Summary - Vehicle Counts

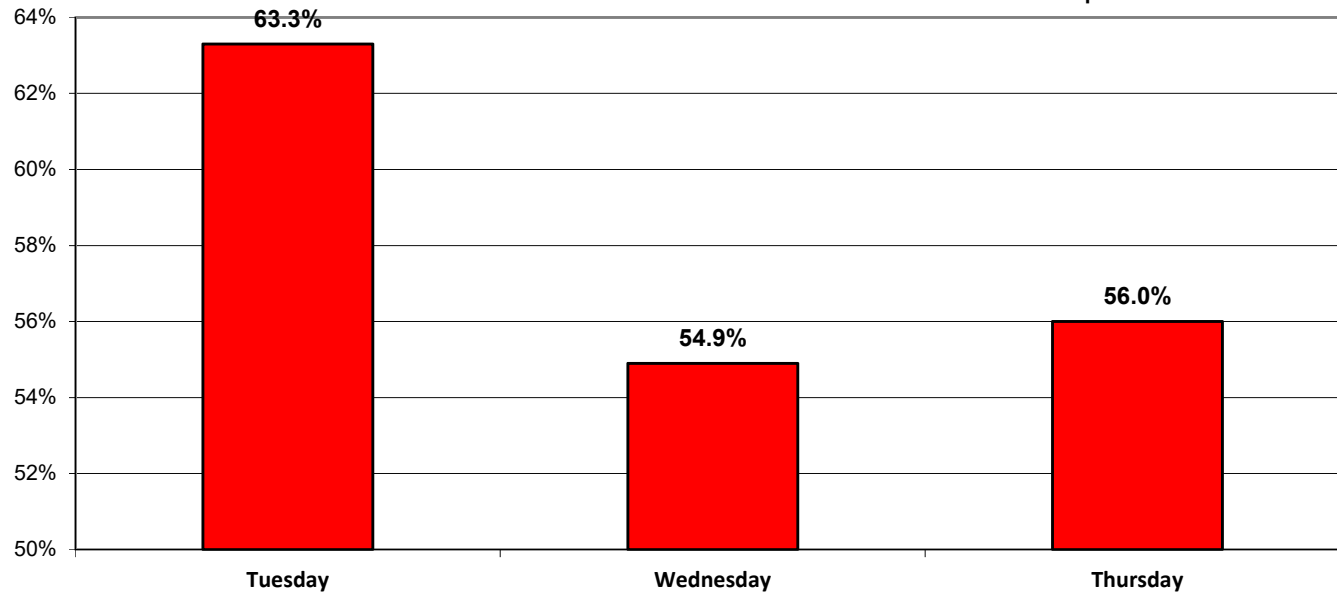


Percentage of Vehicles Speeding



Brook Street EB

Speed Limit = 25 MPH



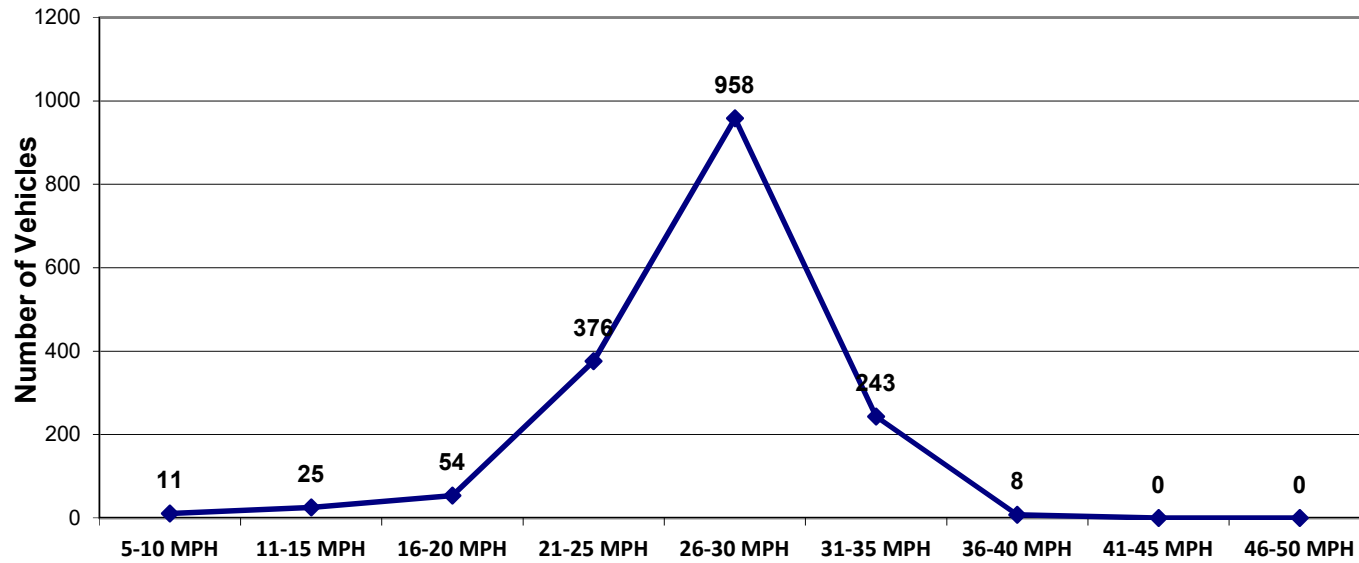
Week (3 days): 3/1/2022 - 3/3/2022

Vehicle Count by Peak Speed Bins



Brook Street EB

Speed Limit = 25 MPH



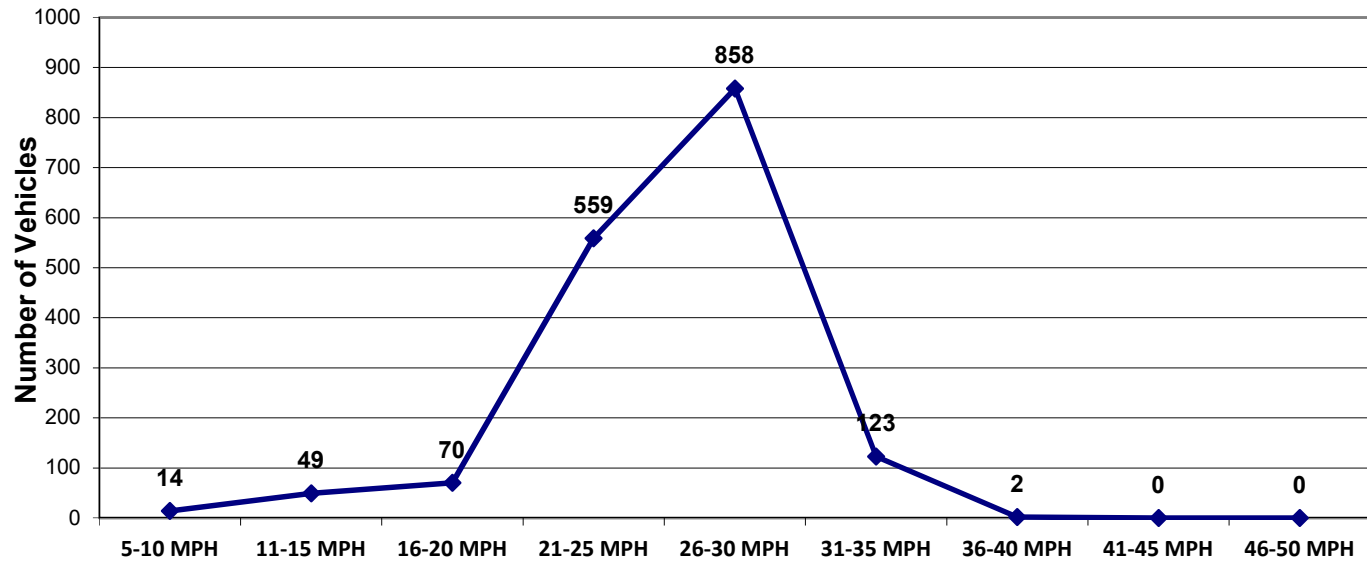
Week (3 days): 3/1/2022 - 3/3/2022

Vehicle Count by Avg. Speed Bins



Brook Street EB

Speed Limit = 25 MPH



Week (3 days): 3/1/2022 - 3/3/2022

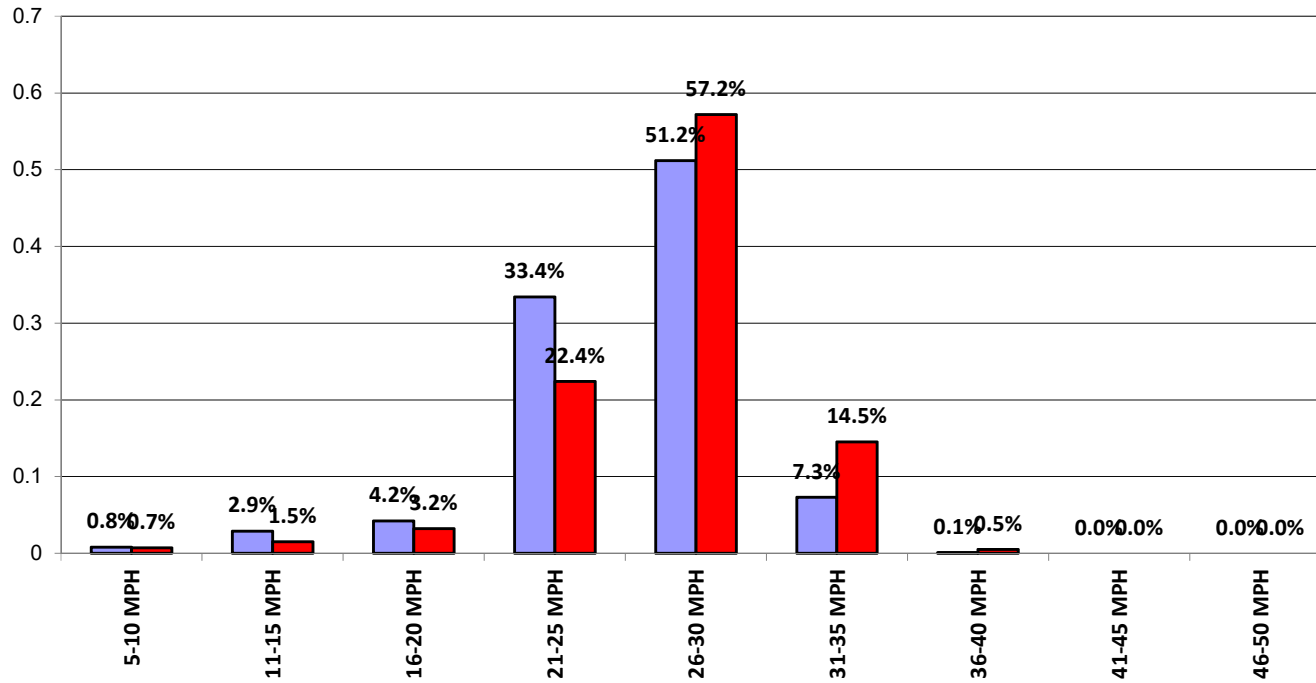
Avg. vs. Peak Speeds by Percentage



■ AVG ■ PEAK

Brook Street EB

Speed Limit = 25 MPH



Week (3 days): 3/1/2022 - 3/3/2022

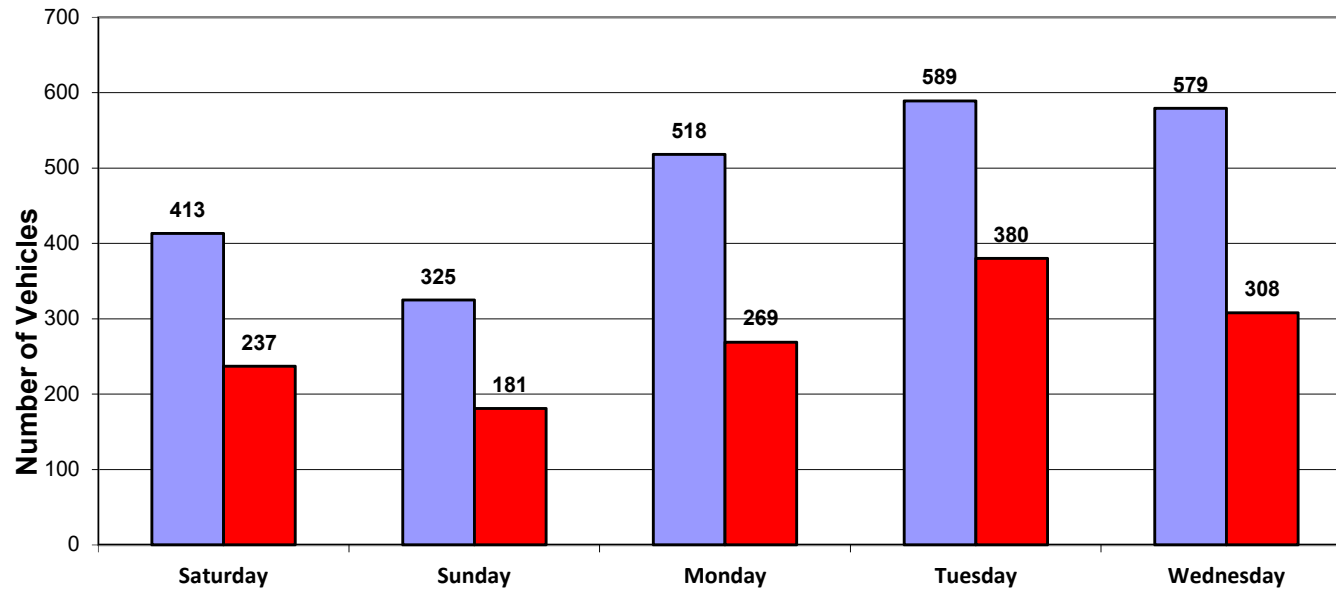
Vehicle and Speed Violator Counts



■ Tot. Vehicles ■ # Violators

Brook Street EB

Speed Limit = 25 MPH



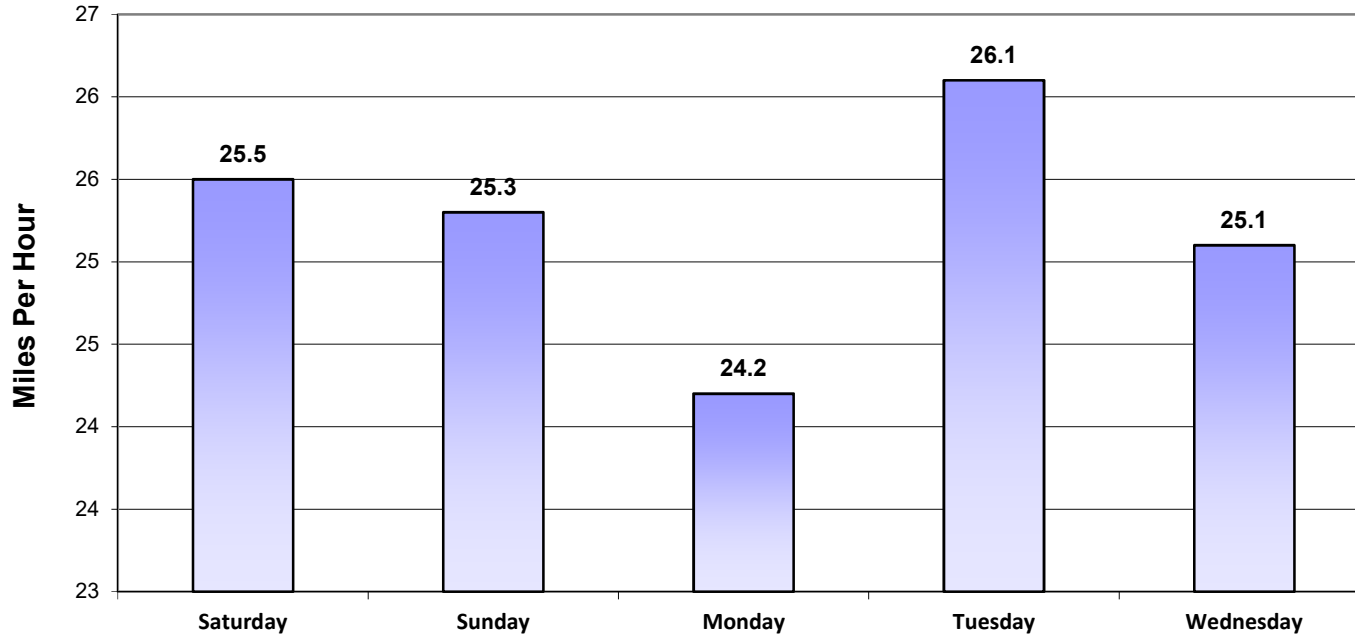
Week (5 days): 3/5/2022 - 3/9/2022

Daily Average Speeds



Brook Street EB

Speed Limit = 25 MPH



Week (5 days): 3/5/2022 - 3/9/2022

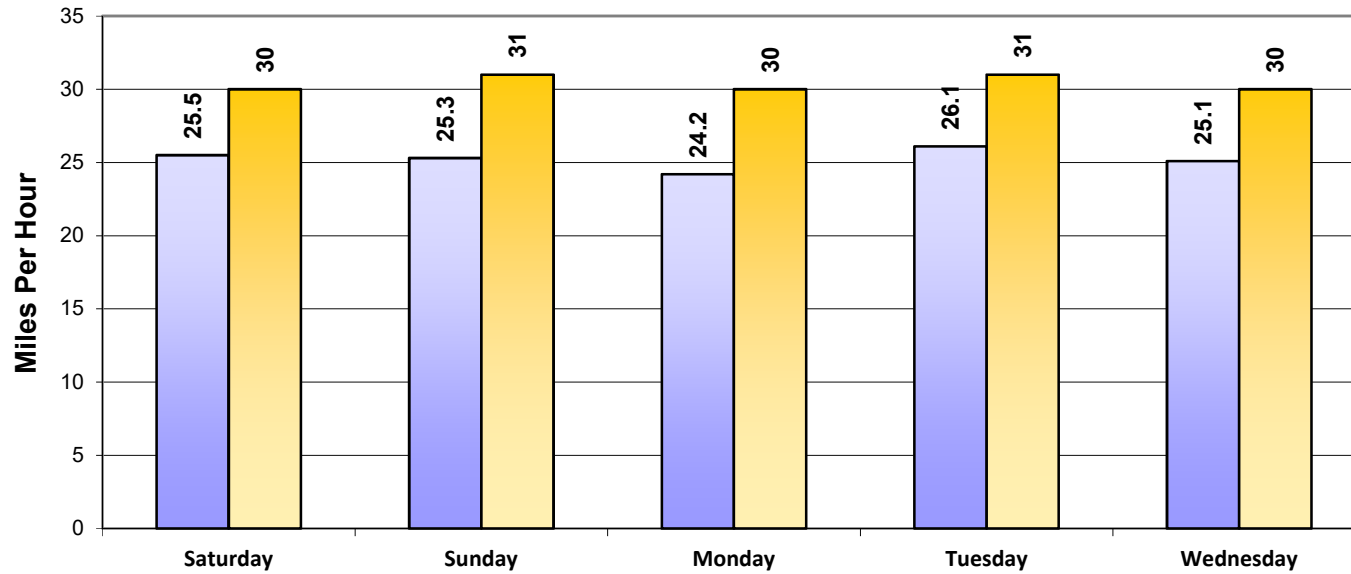
Daily Average Speeds vs. 85th Percentile Speeds



■ Avg. Speed ■ 85th pct Speed

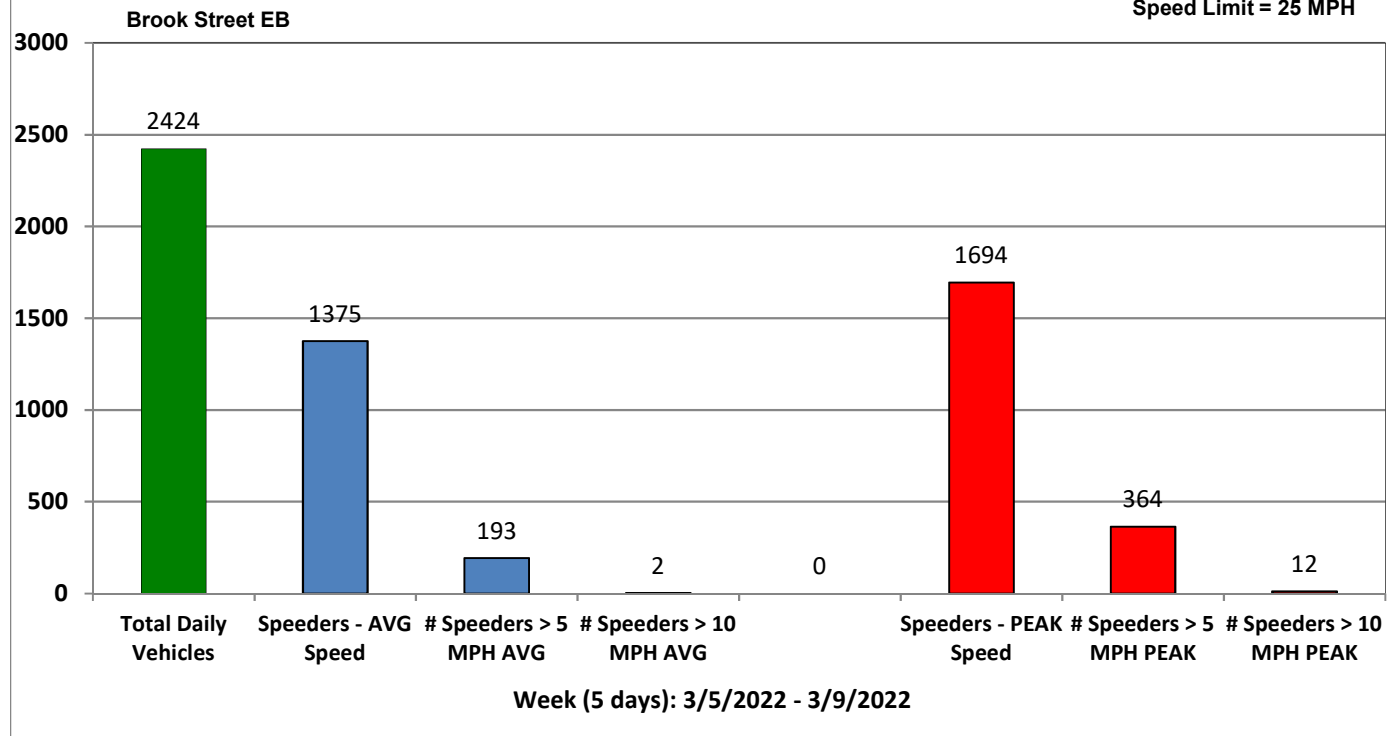
Brook Street EB

Speed Limit = 25 MPH



Week (5 days): 3/5/2022 - 3/9/2022

Weekly Speed Summary - Vehicle Counts

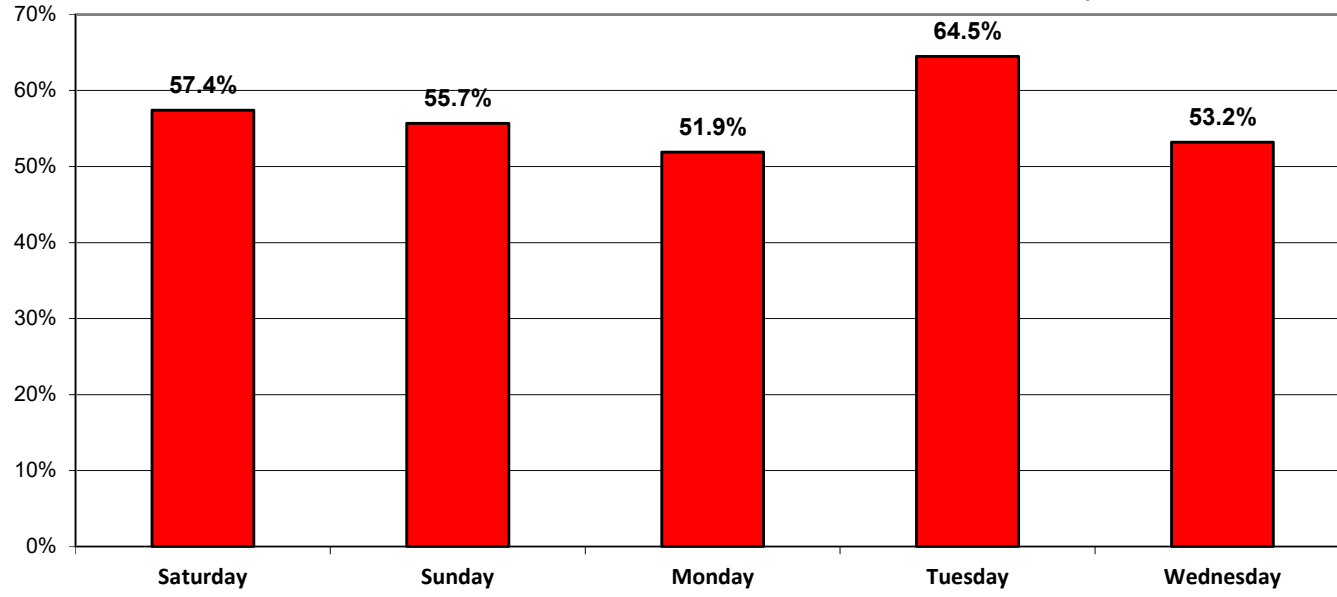


Percentage of Vehicles Speeding



Brook Street EB

Speed Limit = 25 MPH



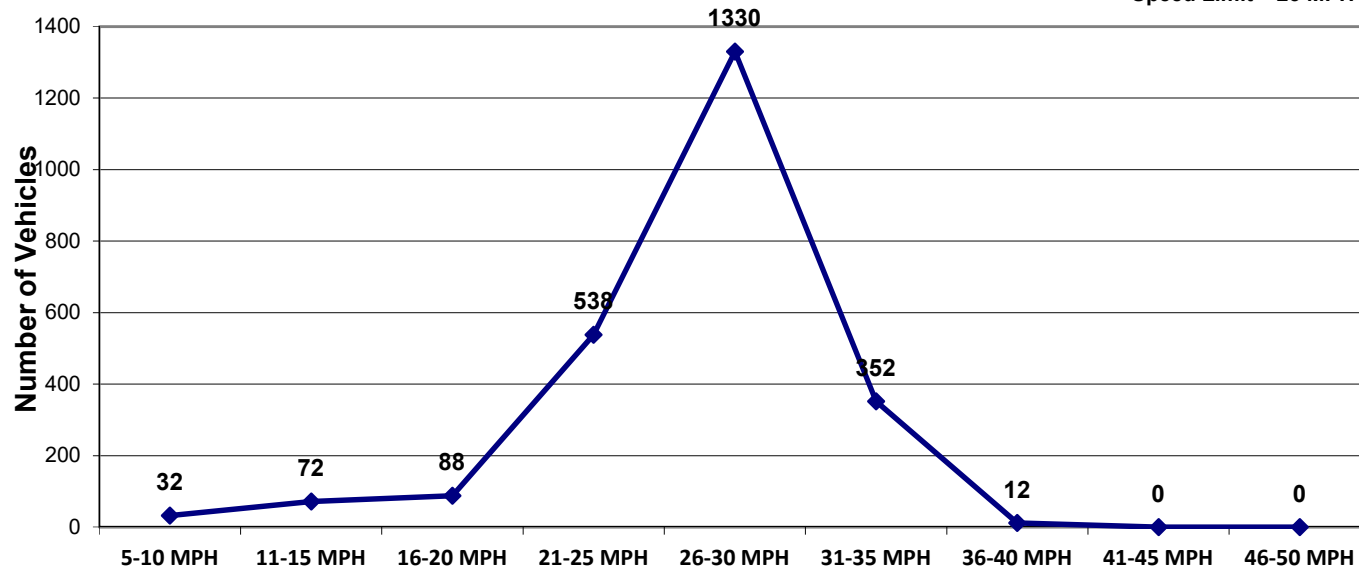
Week (5 days): 3/5/2022 - 3/9/2022

Vehicle Count by Peak Speed Bins



Brook Street EB

Speed Limit = 25 MPH



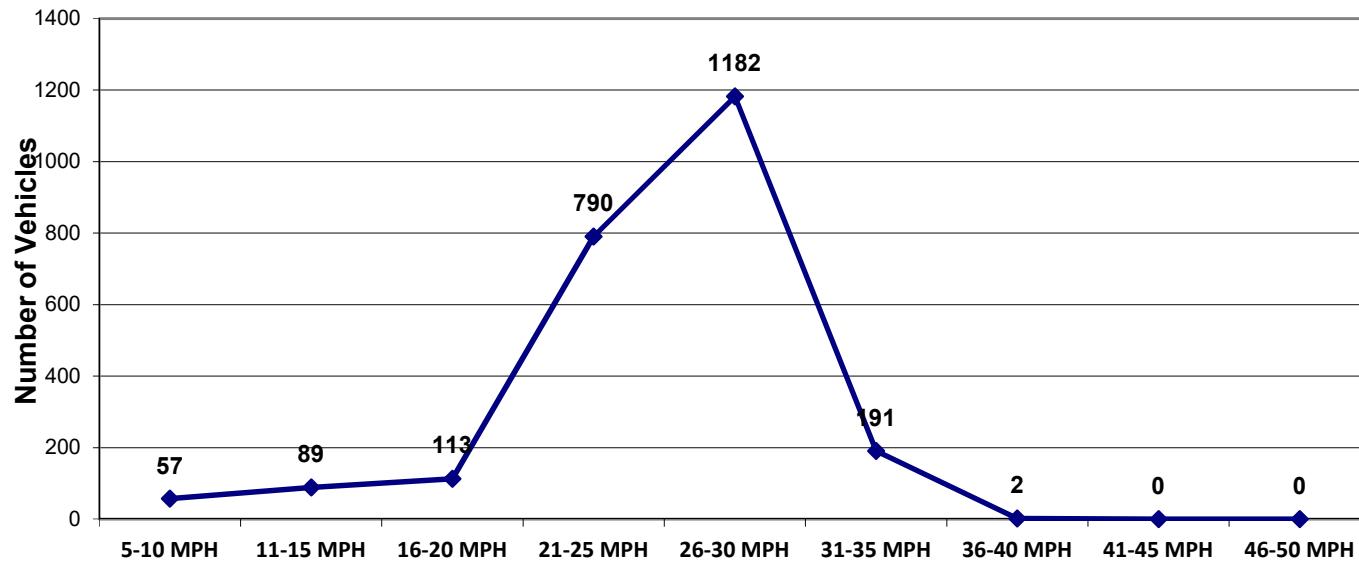
Week (5 days): 3/5/2022 - 3/9/2022

Vehicle Count by Avg. Speed Bins



Brook Street EB

Speed Limit = 25 MPH



Week (5 days): 3/5/2022 - 3/9/2022

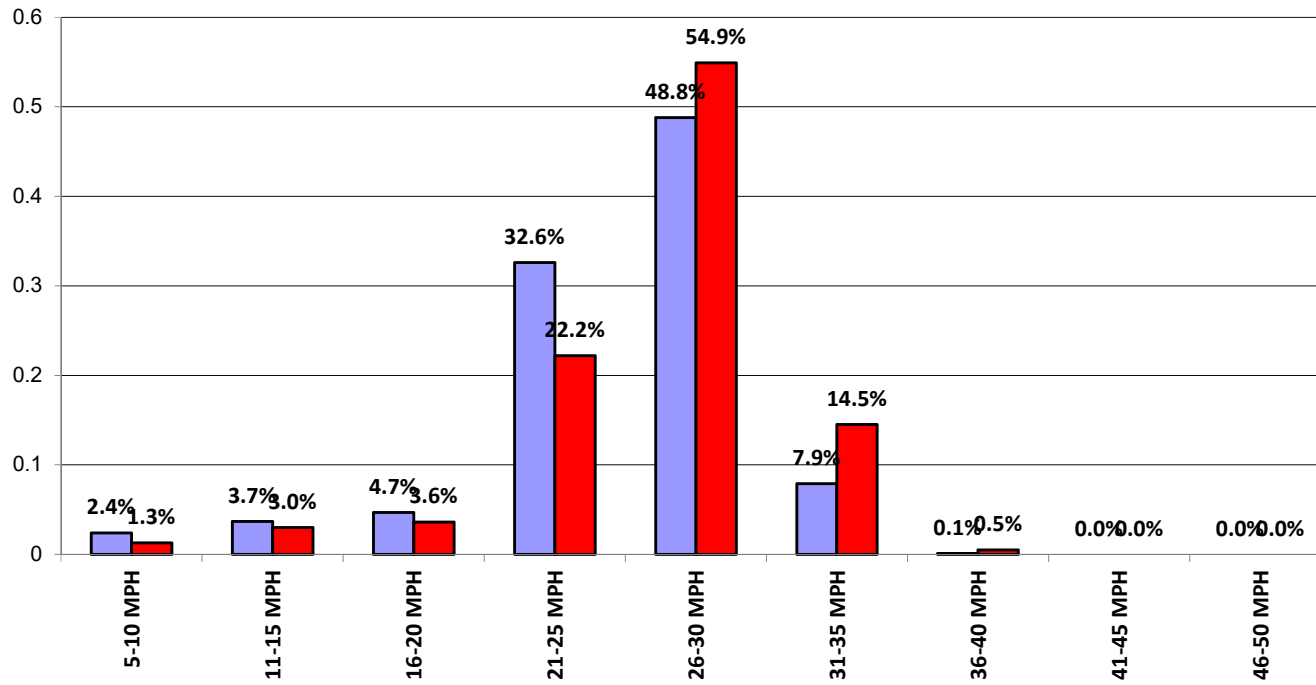
Avg. vs. Peak Speeds by Percentage



■ AVG ■ PEAK

Brook Street EB

Speed Limit = 25 MPH



Week (5 days): 3/5/2022 - 3/9/2022